

OUTDOOR LIGHTING 2023



FLOS

Outdoor



FLOS

Outdoor



La temperatura colore 2200K è disponibile su richiesta per la maggior parte dei prodotti presenti in questo catalogo. Consultateci per verificare la disponibilità nel caso in cui sia necessaria per il vostro progetto.

The 2200K color temperature is available upon request for most of the products featured in this catalogue. Please consult us for availability in case you need more information for you lighting project.



Inground

Landlord

272



A - Round

458



A - Rise

468



Gobi

492



C - Me

514



Linear

Outgraze

538



Tau

588



Cielo

600



Spotlights

Spine

16



Landlord

272



Belvedere

328



Heavy Metal

418



Kirk

672



Spock

680




Aimer

692



Franco

726



Perseo

748




Table / Floor

In Vitro Unplugged

166



Mayday Outdoor

178




Captain Flint

220



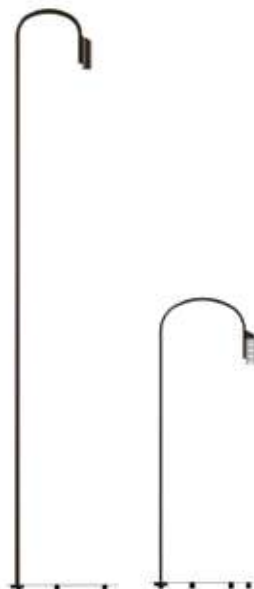
IC Lights

230



Caule

238



K - Tribe

265



Table / Floor

Superarchimoon


265



Bollard

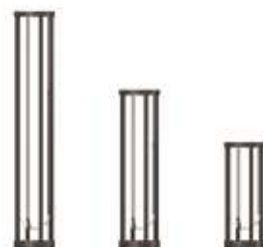
Pointbreak

136



In Vitro

166



Mile

186



Caule

238



Landlord

272



Bellhop

290



Bollard

Casting

302



Casting Concrete

302



Walkstick

314



Klein Pro

340



Zefiro

350



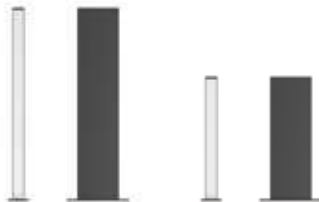
I - Ron

360



Talia

368



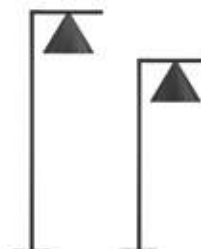
Aimer 2 Pole

692



Captain Flint Bollard

220



Wall

Pointbreak

136



In Vitro

166



Mile

186



Captain Flint

220



IC Lights

230



Flauta

254



Bellhop

290



Belvedere

328



Camouflage

396



Climber

406



Heavy Metal

418



Marco


440



Wall


Platter

632



Emma Wall

644



Dooku

772



Graphic Light

Fenestra

450



Ceiling / Suspension

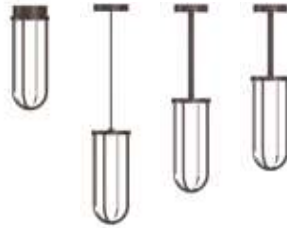
Pointbreak

136



In Vitro

166



Mile

186



IC Lights

230



Romeo

265




Leila

660



Platter

632



Emma Ceiling

644



Path

Mile

186



Wallstick

314



Real Matter

378



My Way

388



Gobi

492



Eclipse

612



Hyperion

622



Pole / Pole Top

Bellhop

290



Franco

726



Perseo

748



Dooku

772



Spine

Designed by Vincent Van Duysen











LIBERTÀ DI MOVIMENTO

Spine significa spina dorsale, emblema che rispecchia perfettamente il giunto del corpo lampada dotato di una scala graduata per regolazione sia sull'asse orizzontale che verticale rispettivamente di 360° e 270°.

FREE TO MOVE

Spine means backbone, an image referenced in the joint of the lighting body, equipped with a graduated scale, which can be adjusted both horizontally and vertically by 360° and 270° respectively.



A PROVA DI FUTURO

Il telaio superiore del prodotto è stato progettato con elementi intercambiabili per personalizzare le prestazioni dell'apparecchio grazie ad accessori ottici dedicati che possono essere combinati per soddisfare qualsiasi esigenza progettuale.

FUTURE PROOF

The top head has been designed with interchangeable frames to customize the fixture's performance thanks to dedicated optic accessories that can be mixed to fulfill the project requirements.



COMFORT VISIVO SENZA PARAGONI

Una rivoluzione nell'illuminazione d'accento per esterni. Il gruppo ottico è stato ottimizzato pensando all'utente finale: la sorgente luminosa resta nascosta alla vista, raggiungendo il massimo comfort visivo in dimensioni compatte senza sacrificare l'efficienza.

UNCOMPARABLE VISUAL COMFORT

A revolution in outdoor accent lighting. The optical group has been designed with the end users in mind, so that the source remains hidden from view, achieving maximum visual comfort without sacrificing efficiency and compact dimensions.



COLLEGAMENTI NASCOSTI ALLA VISTA

L'alimentatore è integrato nel corpo dell'apparecchio in modo da nascondere tutti i collegamenti elettrici all'interno della base.

CONNECTIONS HIDDEN FROM VIEW

The driver is integrated within the fixture's body making all connections hidden in the base.

Spine 1 Absolute



CoB Led
up to 11W
up to 923 lm - 2700K/CRI 80
up to 982 lm - 3000K/CRI 80
up to 1011 lm - 4000K/CRI 80
Net lumen output

Spine 1 Pro



Power Led
up to 3,5W
up to 143 lm - 2700K/CRI 80
up to 149 lm - 3000K/CRI 80
up to 154 lm - 4000K/CRI 80
Net lumen output
2200K available on request.

Power Led
up to 7,9W
up to 550 lm - 2700K/CRI 80
up to 571 lm - 3000K/CRI 80
up to 591 lm - 4000K/CRI 80
Net lumen output
2200K available on request.

Power Led HP
HP up to 10,5W
HP up to 680 lm - 2700K/CRI 80
HP up to 706 lm - 3000K/CRI 80
HP up to 730 lm - 4000K/CRI 80
Net lumen output

Spine 1 Ultra



Power Led
up to 3,5W
up to 143 lm - 2700K/CRI 80
up to 149 lm - 3000K/CRI 80
up to 154 lm - 4000K/CRI 80
Net lumen output
2200K available on request.

Power Led
up to 7,9W
up to 550 lm - 2700K/CRI 80
up to 571 lm - 3000K/CRI 80
up to 591 lm - 4000K/CRI 80
Net lumen output
2200K available on request.

Power Led HP
HP up to 10,5W
HP up to 680 lm - 2700K/CRI 80
HP up to 706 lm - 3000K/CRI 80
HP up to 730 lm - 4000K/CRI 80
Net lumen output

Spine 2 Absolute



CoB Led
up to 19,5W
up to 1939 lm - 2700K/CRI 80
up to 2085 lm - 3000K/CRI 80
up to 2120 lm - 4000K/CRI 80
Net lumen output

Spine 2 Pro



Power Led
up to 4,1W
up to 230 lm - 2700K/CRI 80
up to 239 lm - 3000K/CRI 80
up to 247 lm - 4000K/CRI 80
Net lumen output
2200K available on request.

Power Led
up to 10,5W
up to 769 lm - 2700K/CRI 80
up to 808 lm - 3000K/CRI 80
up to 846 lm - 4000K/CRI 80
Net lumen output

Power Led HP
HP up to 17W
HP up to 1443 lm - 2700K/CRI 80
HP up to 1497 lm - 3000K/CRI 80
HP up to 1548 lm - 4000K/CRI 80
Net lumen output
2200K available on request.

Spine 2 Ultra



Power Led
up to 4,1W
up to 230 lm - 2700K/CRI 80
up to 239 lm - 3000K/CRI 80
up to 247 lm - 4000K/CRI 80
Net lumen output
2200K available on request.

Power Led
up to 10,5W
up to 769 lm - 2700K/CRI 80
up to 808 lm - 3000K/CRI 80
up to 846 lm - 4000K/CRI 80
Net lumen output

Power Led HP
HP up to 17W
HP up to 1443 lm - 2700K/CRI 80
HP up to 1497 lm - 3000K/CRI 80
HP up to 1548 lm - 4000K/CRI 80
Net lumen output
2200K available on request.

Descrizione / Description

Famiglia di proiettori professionali orientabili per esterno disegnati da Vincent Van Duysen. Il prodotto è caratterizzato da un disegno essenziale ed elegante per poter essere integrato in molteplici contesti, dal residenziale all'hospitality. Equipaggiato con sorgenti luminose a LED di ultima generazione ed arricchito di molteplici soluzioni ottiche ad altissime prestazioni.

La gamma è declinata in tre modelli ABSOLUTE, PRO E ULTRA, disponibili in due diversi tagli dimensionali e di potenza per garantire la massima versatilità e soddisfare differenti richieste progettuali, dalla luce d'accento con fasci ultra narrow fino all'illuminazione di ampie superfici. Spine è predisposto per installazione a soffitto, a parete e a terra con picchetto da ordinare separatamente.

Corpo e dissipatore di calore in alluminio tornito lega EN AW 6060. Disponibile in differenti finiture con rivestimento a doppio strato di polveri e sottoposto a trattamento di conversione chimica superficiale per una elevata resistenza alla corrosione. Diffusore in vetro temperato extrachiario con bordo serigrafato fissato attraverso un sistema di incollaggio robotizzato.

La versione ABSOLUTE è equipaggiata con COB led ad alta efficienza e riflettori in polimero ricoperti in alluminio purissimo per due aperture di fascio.

Le versioni PRO e ULTRA sono equipaggiate con power led SMD di ultima generazione. L'esclusivo gruppo ottico integrato in posizione arretrata garantisce un estremo comfort visivo, grazie all'utilizzo di lenti customizzate, e allo stesso tempo mantiene una elevata performance illuminotecnica. L'estrema flessibilità è assicurata dalla possibilità di inserire nel vano ottico collimatori progettati per variare le aperture del fascio, passando da fasci simmetrici spot, medium e flood, a fasci asimmetrici ed ellittici, così da coprire una vasta richiesta di differenti funzioni illuminotecniche.

Per il controllo totale del fascio luminoso, le versioni ULTRA sono dotate di snoot integrato e possibilità di inserire numerosi accessori quali honeycomb e visor.

La regolazione precisa dell'unità emittente viene garantita dallo snodo su cui è stampata una scala graduata di riferimento, assicurando una orientabilità di 270° sull'asse verticale. La piastra di fissaggio in tecnopolimero ad alta resistenza meccanica a sua volta permette una orientabilità di 360° sull'asse orizzontale per direzionare il fascio in base alle esigenze. Connessione elettrica da effettuarsi all'interno della base tramite connettore a tenuta stagna incluso. Versione con accessorio paletto dotata di spezzone di cavo uscente in neoprene per connessione elettrica remota.

Completano la gamma una serie di accessori per l'installazione su superfici solide e pali.

Family of outdoor, professional and adjustable projectors designed by Vincent Van Duysen. The product is characterized by a minimalist and elegant design suitable for the most varied contexts, from residential to hotel environments.

Equipped with state-of-the-art LED sources, they are completed by several upmarket optical solutions.

The family consists of three models: ABSOLUTE, PRO and ULTRA. Each model is available in two sizes and powers, which guarantee the maximum versatility and respond appropriately to any requirement: from accent lighting with extra-thin light beams to lighting for wider surfaces. Spine is ready for ground, wall or ceiling installation, and a pole can be ordered separately.

Turned aluminum body and heat sink (EN AW 6060 alloy). Available in different finishes with a double layer coating and a chemical conversion surface treatment to guarantee high resistance to corrosion. Extra clear tempered glass diffuser with silkscreen border, fixed through a robotic gluing system. The ABSOLUTE version is equipped with a high-performance LED COB light source and polymer reflectors, covered in pure aluminum for two beam angles.

The PRO and ULTRA versions are equipped with a state-of-the-art LED SMD. The optical unit is integrated in the rear part, which guarantees an absolute visual comfort thanks to the use of customized lenses, as well as high lighting performances. The possibility of inserting collimators in the optical compartment that are designed to modify the beam angle—from punctual, medium and large symmetric beams to asymmetric and elliptical beams—guarantee an extreme flexibility to meet any lighting requirement.

To fully control the light beam, the ULTRA versions are equipped with an integrated supplied snoot and allow the insertion of numerous accessories such as the honeycomb and visor. The exact dimming of the emitting unit is guaranteed by the joint with a graduated reference scale printed on it, which ensures an orientation of 270° on the vertical axis. The high mechanical resistance technopolymer fixing plate allows 360° orientation on the horizontal axis, thus allowing the light beam to be directed according to individual requirements.

The electrical connections are made on the base by means of a watertight connector included. Version including a bollard as an accessory, equipped with a neoprene cable for remote electrical connection.

The family is completed by a series of accessories for solid surface and mast installation.

Colori / Colours

Spine



01 White



06 Grey



12 Forest Green





18 Deep Brown






30 Black



33 Anthracite

		SPINE ABSOLUTE	
		SPINE 1 ABSOLUTE	SPINE 2 ABSOLUTE
MODEL			
	SIZE	ø70	ø90
LIGHT BEAM	Spot	Spot	
	Medium Flood	Medium Flood	
POWER	11W	19,5W	
FLUX 4000K	Up to 1011 lm	Up to 2120 lm	
CCT	2700K		
	3000K		
	4000K		
CRI	80		
CONTROL	on-off 230V	on-off 230V	
	DALI *	DALI 230V	
	1-10V *	1-10V 230V	
OPTICAL ACC.	<ul style="list-style-type: none"> Honeycomb louvre 		
**MOUNTING OPTIONS	Ground Spike		
	Rod		
	L Bracket		
	Pole		





					SPINE PRO				
		SPINE 1 PRO		SPINE 1 PRO HP		SPINE 2 PRO			
MODEL									
	SIZE	ø70		ø70		ø90			
LIGHT BEAM	Narrow Spot	Spot	Spot	Narrow Spot	Spot				
		Medium Flood	Medium Flood		Medium Flood				
		Flood	Flood		Flood				
		Wide Flood	Wide Flood		Wide Flood				
		Elliptical 1	Elliptical 1		Elliptical 1				
		Elliptical 2	Elliptical 2		Elliptical 2				
	Wall Washer	Wall Washer		Wall Washer					
POWER	3,5W	7,9W	10,5W	4,1W	10,5W				
FLUX 4000K	Up to 154 lm	Up to 591 lm	Up to 730 lm	Up to 247 lm	Up to 846 lm				
CCT	2200K *								
	2700K								
	3000K								
	4000K								
CRI	80								
CONTROL	on-off 230V			on-off 230V					
	DALI *			DALI 230V					
	1-10V *			1-10V 230V					
OPTICAL ACC.	<ul style="list-style-type: none"> Honeycomb louvre 	<ul style="list-style-type: none"> Honeycomb louvre Converter lens (medium flood/flood/wide flood/elliptical 1/ elliptical 2/wall washer) 							
**MOUNTING OPTIONS	Ground Spike								
	Rod								
	L Bracket								
	Pole								

* A richiesta / On demand

** Vedi pagina successiva /See next page

SPINE 2 PRO HP

ø90
Spot
Medium Flood
Flood
Wide Flood
Elliptical 1
Elliptical 2
Wall Washer
17W
Up to 1548 lm
2200K *
2700K
3000K
4000K
80
on-off 230V
DALI 230V
1-10V 230V
Ground Spike
Rod
L Bracket
Pole

SPINE ULTRA							
SPINE 1 ULTRA		SPINE 1 ULTRA HP		SPINE 2 ULTRA		SPINE 2 ULTRA HP	
							
ø70		ø70		ø90		ø90	
Narrow Spot	Spot	Spot		Narrow Spot	Spot	Spot	
	Medium Flood	Medium Flood			Medium Flood	Medium Flood	
	Flood	Flood			Flood	Flood	
	Wide Flood	Wide Flood			Wide Flood	Wide Flood	
	Elliptical 1	Elliptical 1			Elliptical 1	Elliptical 1	
	Elliptical 2	Elliptical 2			Elliptical 2	Elliptical 2	
	Wall Washer	Wall Washer			Wall Washer	Wall Washer	
	3,5W	7,9W	10,5W	4,1W	10,5W	17W	
	Up to 154 lm	Up to 591 lm	Up to 730 lm	Up to 247 lm	Up to 846 lm	Up to 1548 lm	
				2200K *			
				2700K			
				3000K			
				4000K			
				80			
		on-off 230V				on-off 230V	
		DALI *				DALI 230V	
		1-10V *				1-10V 230V	
<ul style="list-style-type: none"> • Honeycomb louvre • Converter lens (medium flood/flood/wide flood/elliptical 1/ elliptical 2/wall washer) • Visor 							
				Ground Spike			
				Rod			
				L Bracket			
				Pole			

* A richiesta / On demand

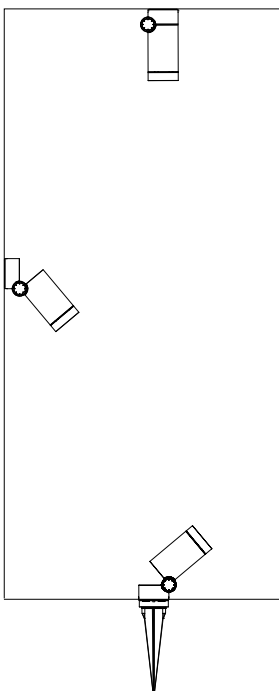
** Vedi pagina successiva /See next page

MOUNTING OPTIONS

Spine

Ø70 / Ø90

Absolute / Pro / Ultra



Spine F

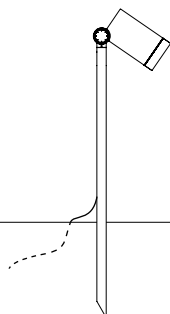
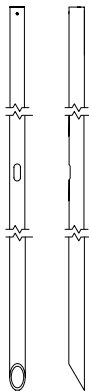
Ø70 / Ø90

Absolute / Pro / Ultra



Cavo uscente in neoprene da 5m (10m a richiesta) per connessione elettrica remota.

5m neoprene output cable (10m on request) for remote electrical connection.



Spine L

Ø70 / Ø90

Absolute / Pro / Ultra



Cavo uscente in neoprene da 5m (10m a richiesta) per connessione elettrica remota.

5m neoprene output cable (10m on request) for remote electrical connection.

Spine T

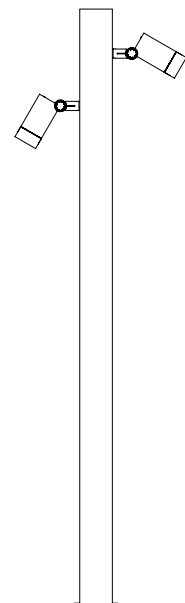
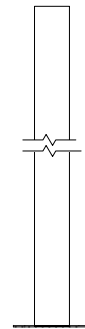
Ø70 / Ø90

Absolute / Pro / Ultra



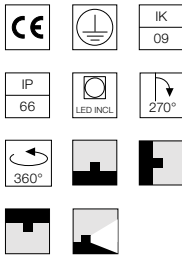
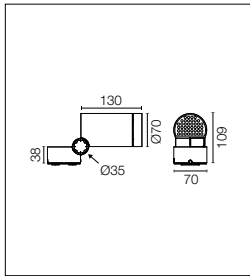
Cavo uscente in neoprene da 5m (10m a richiesta) per connessione elettrica remota.

5m neoprene output cable (10m on request) for remote electrical connection.





Spine 1 Absolute



Sorgente COB LED inclusa. Alimentazione elettrica 220-240V ON/OFF integrata. Base di fissaggio inclusa. Connessione elettrica da effettuarsi all'interno della base tramite connettore a tenuta stagna incluso; per garantire la tenuta è consigliabile utilizzare cavi flessibili idonei all'impiego in ambienti esterni. Accessorio picchetto per installazione a terra da ordinare separatamente. Versione dimmerabile 1-10V o DALI con alimentatore remoto 24Vdc a richiesta.

LED COB light source included. Integrated electric power supply 220-240V ON/OFF. Fixing plate included. The electrical connection is made on the inside of the plate by means of a watertight connector included. To guarantee its water tightness, it is recommended to use flexible cables designed for outdoor use. Ground spike for ground installations to be ordered separately. Upon request: 1-10V or DALI dimmable version with 24Vdc remote power supply.

Optic Spot 15°

CoB Led: 11W - 1247 lm ≠ FIXT 923 lm - 2700K/CRI 80 - 220-240V / 11W - 1325 lm ≠ FIXT 982 lm - 3000K/CRI 80 - 220-240V / 11W - 1364 lm ≠ FIXT 1011 lm - 4000K/CRI 80 - 220-240V

2700K

Non Dimmable

- F025A2BA001
- F025A2BA006
- F025A2BA012
- F025A2BA018
- F025A2BA030
- F025A2BA033

3000K

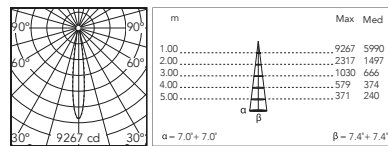
Non Dimmable

- F025A3BA001
- F025A3BA006
- F025A3BA012
- F025A3BA018
- F025A3BA030
- F025A3BA033

4000K

Non Dimmable

- F025A4BA001
- F025A4BA006
- F025A4BA012
- F025A4BA018
- F025A4BA030
- F025A4BA033



@ 3000K

Optic Medium Flood 33°

CoB Led: 11W - 1247 lm ≠ FIXT 906 lm - 2700K/CRI 80 - 220-240V / 11W - 1325 lm ≠ FIXT 964 lm - 3000K/CRI 80 - 220-240V / 11W - 1364 lm ≠ FIXT 993 lm - 4000K/CRI 80 - 220-240V

2700K

Non Dimmable

- F025A2CA001
- F025A2CA006
- F025A2CA012
- F025A2CA018
- F025A2CA030
- F025A2CA033

3000K

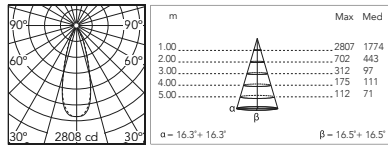
Non Dimmable

- F025A3CA001
- F025A3CA006
- F025A3CA012
- F025A3CA018
- F025A3CA030
- F025A3CA033

4000K

Non Dimmable

- F025A4CA001
- F025A4CA006
- F025A4CA012
- F025A4CA018
- F025A4CA030
- F025A4CA033



@ 3000K

Spine 1 Absolute: Accessori / Accessories

Picchetto per installazione nel terreno.

Ground spike.

F026Z010000



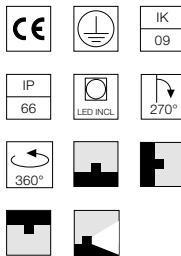
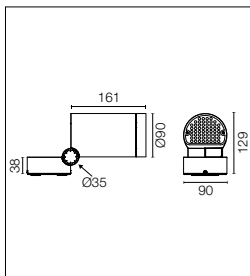
Honeycomb

Honeycomb Louvre

F025Z060000



Spine



Sorgente COB LED inclusa. Alimentazione elettrica 220-240V ON/ OFF e dimmerabile 1-10V o DALI integrata. Base di fissaggio inclusa. Connessione elettrica da effettuarsi all'interno della base tramite connettore a tenuta stagna incluso; per garantire la tenuta è consigliabile utilizzare cavi flessibili idonei all'impiego in ambienti esterni. Accessorio picchetto per installazione a terra da ordinare separatamente.

LED COB light source included. Integrated electric power supply 220-240V ON/OFF and adjustable 1-10V or DALI. Fixing plate included. The electrical connection is made on the inside of the plate by means of a watertight connector included. To guarantee its water tightness, it is recommended to use flexible cables designed for outdoor use. Ground spike for ground installations to be ordered separately.

Optic Spot 22°

CoB Led: 19,5W - 2197 lm ≠ FIXT 1939 lm - 2700K/CRI 80 - 220-240V / 19,5W - 2367 lm ≠ FIXT 2085 lm - 3000K/CRI 80 - 220-240V / 19,5W - 2497 lm ≠ FIXT 2120 lm - 4000K/CRI 80 - 220-240V

2700K

Non Dimmable

- F026A2BA001
- F026A2BA006
- F026A2BA012
- F026A2BA018
- F026A2BA030
- F026A2BA033
- 1-10V
- F026A2BB001
- F026A2BB006
- F026A2BB012
- F026A2BB018
- F026A2BB030
- F026A2BB033
- Dali
- F026A2BD001
- F026A2BD006
- F026A2BD012
- F026A2BD018
- F026A2BD030
- F026A2BD033

3000K

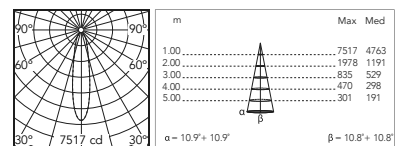
Non Dimmable

- F026A3BA001
- F026A3BA006
- F026A3BA012
- F026A3BA018
- F026A3BA030
- F026A3BA033
- 1-10V
- F026A3BB001
- F026A3BB006
- F026A3BB012
- F026A3BB018
- F026A3BB030
- F026A3BB033
- Dali
- F026A3BD001
- F026A3BD006
- F026A3BD012
- F026A3BD018
- F026A3BD030
- F026A3BD033

4000K

Non Dimmable

- F026A4BA001
- F026A4BA006
- F026A4BA012
- F026A4BA018
- F026A4BA030
- F026A4BA033
- 1-10V
- F026A4BB001
- F026A4BB006
- F026A4BB012
- F026A4BB018
- F026A4BB030
- F026A4BB033
- Dali
- F026A4BD001
- F026A4BD006
- F026A4BD012
- F026A4BD018
- F026A4BD030
- F026A4BD033



@ 3000K

Optic Medium Flood 43°

CoB Led: 19,5W - 2197 lm ≠ FIXT 2026 lm - 2700K/CRI 80 - 220-240V / 19,5W - 2367 lm ≠ FIXT 2178 lm - 3000K/CRI 80 - 220-240V / 19,5W - 2497 lm ≠ FIXT 2298 lm - 4000K/CRI 80 - 220-240V

2700K

Non Dimmable

- F026A2CA001
- F026A2CA006
- F026A2CA012
- F026A2CA018
- F026A2CA030
- F026A2CA033
- 1-10V
- F026A2CB001
- F026A2CB006
- F026A2CB012
- F026A2CB018
- F026A2CB030
- F026A2CB033
- Dali
- F026A2CD001
- F026A2CD006
- F026A2CD012
- F026A2CD018
- F026A2CD030
- F026A2CD033

3000K

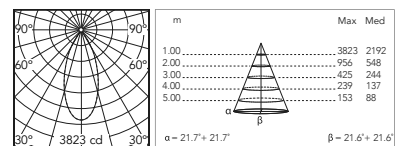
Non Dimmable

- F026A3CA001
- F026A3CA006
- F026A3CA012
- F026A3CA018
- F026A3CA030
- F026A3CA033
- 1-10V
- F026A3CB001
- F026A3CB006
- F026A3CB012
- F026A3CB018
- F026A3CB030
- F026A3CB033
- Dali
- F026A3CD001
- F026A3CD006
- F026A3CD012
- F026A3CD018
- F026A3CD030
- F026A3CD033

4000K

Non Dimmable

- F026A4CA001
- F026A4CA006
- F026A4CA012
- F026A4CA018
- F026A4CA030
- F026A4CA033
- 1-10V
- F026A4CB001
- F026A4CB006
- F026A4CB012
- F026A4CB018
- F026A4CB030
- F026A4CB033
- Dali
- F026A4CD001
- F026A4CD006
- F026A4CD012
- F026A4CD018
- F026A4CD030
- F026A4CD033



@ 3000K

Spine 2 Absolute: Accessori / Accessories

Picchetto per installazione nel terreno.

Ground spike.

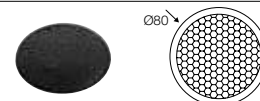
F026Z010000

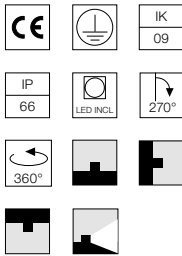
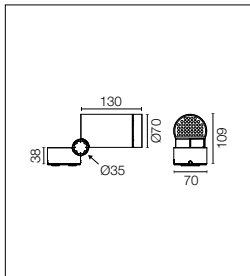


Honeycomb

Honeycomb Louvre

F026Z060000





Sorgente Power LED inclusa. Equipaggiato con snoot integrato per un maggiore comfort visivo. Accessori collimatori disponibili per variare le aperture del fascio luminoso. Alimentazione elettrica 220-240V ON/OFF integrata. Base di fissaggio inclusa. Connessione elettrica da effettuarsi all'interno della base tramite connettore a tenuta stagna incluso; per garantire la tenuta è consigliabile utilizzare cavi flessibili idonei all'impiego in ambienti esterni. Accessorio picchetto per installazione a terra da ordinare separatamente. Versione dimmerabile 1-10V o DALI con alimentatore remoto 24Vdc a richiesta.

Power LED source included. Equipped with an integrated snoot for higher visual comfort. Collimators are available as an accessory to modify the beam opening. Integrated electric power supply 220-240V ON/OFF. Fixing plate included. The electrical connection is made on the inside of the plate by means of a watertight connector included. To guarantee its water tightness, it is recommended to use flexible cables designed for outdoor use. Ground spike for ground installations to be ordered separately. Upon request: 1-10V or DALI dimmable version with 24Vdc remote power supply.

2200K disponibile su richiesta.

2200K available on request.

Optic Narrow Spot 7°

Power Led: 3,5W - 168 lm ≠ FIXT 143 lm - 2700K/CRI 80 - 220-240V / 3,5W - 174 lm ≠ FIXT 149 lm - 3000K/CRI 80 - 220-240V / 3,5W - 180 lm ≠ FIXT 154 lm - 4000K/CRI 80 - 220-240V

<p>2700K Non Dimmable</p> <ul style="list-style-type: none"> ○ F025D2AA001 ● F025D2AA006 ● F025D2AA012 ● F025D2AA018 ● F025D2AA030 ● F025D2AA033 	<p>3000K Non Dimmable</p> <ul style="list-style-type: none"> ○ F025D3AA001 ● F025D3AA006 ● F025D3AA012 ● F025D3AA018 ● F025D3AA030 ● F025D3AA033 	<p>4000K Non Dimmable</p> <ul style="list-style-type: none"> ○ F025D4AA001 ● F025D4AA006 ● F025D4AA012 ● F025D4AA018 ● F025D4AA030 ● F025D4AA033 	<table border="1" style="font-size: small;"> <thead> <tr> <th>m</th> <th>Max</th> <th>Med</th> </tr> </thead> <tbody> <tr><td>1.00</td><td>8888</td><td>3757</td></tr> <tr><td>2.00</td><td>1472</td><td>939</td></tr> <tr><td>3.00</td><td>654</td><td>417</td></tr> <tr><td>4.00</td><td>368</td><td>235</td></tr> <tr><td>5.00</td><td>236</td><td>150</td></tr> </tbody> </table> <p>α = 3.5° + 3.5° β = 3.4° + 3.4°</p> <p style="text-align: right;">@ 3000K</p>	m	Max	Med	1.00	8888	3757	2.00	1472	939	3.00	654	417	4.00	368	235	5.00	236	150
m	Max	Med																			
1.00	8888	3757																			
2.00	1472	939																			
3.00	654	417																			
4.00	368	235																			
5.00	236	150																			

Optic Spot 14°

Power Led: 7,9W - 671 lm ≠ FIXT 550 lm - 2700K/CRI 80 - 220-240V / 7,9W - 696 lm ≠ FIXT 571 lm - 3000K/CRI 80 - 220-240V / 7,9W - 720 lm ≠ FIXT 591 lm - 4000K/CRI 80 - 220-240V

<p>2700K Non Dimmable</p> <ul style="list-style-type: none"> ○ F025D2BA001 ● F025D2BA006 ● F025D2BA012 ● F025D2BA018 ● F025D2BA030 ● F025D2BA033 	<p>3000K Non Dimmable</p> <ul style="list-style-type: none"> ○ F025D3BA001 ● F025D3BA006 ● F025D3BA012 ● F025D3BA018 ● F025D3BA030 ● F025D3BA033 	<p>4000K Non Dimmable</p> <ul style="list-style-type: none"> ○ F025D4BA001 ● F025D4BA006 ● F025D4BA012 ● F025D4BA018 ● F025D4BA030 ● F025D4BA033 	<table border="1" style="font-size: small;"> <thead> <tr> <th>m</th> <th>Max</th> <th>Med</th> </tr> </thead> <tbody> <tr><td>1.00</td><td>8082</td><td>5525</td></tr> <tr><td>2.00</td><td>2021</td><td>1381</td></tr> <tr><td>3.00</td><td>898</td><td>614</td></tr> <tr><td>4.00</td><td>505</td><td>345</td></tr> <tr><td>5.00</td><td>323</td><td>221</td></tr> </tbody> </table> <p>α = 6.9° + 6.9° β = 6.8° + 6.8°</p> <p style="text-align: right;">@ 3000K</p>	m	Max	Med	1.00	8082	5525	2.00	2021	1381	3.00	898	614	4.00	505	345	5.00	323	221
m	Max	Med																			
1.00	8082	5525																			
2.00	2021	1381																			
3.00	898	614																			
4.00	505	345																			
5.00	323	221																			

Optic Medium Flood 24,5°

Power Led: 7,9W - 671 lm ≠ FIXT 499 lm - 2700K/CRI 80 - 220-240V / 7,9W - 696 lm ≠ FIXT 518 lm - 3000K/CRI 80 - 220-240V / 7,9W - 720 lm ≠ FIXT 536 lm - 4000K/CRI 80 - 220-240V

<p>2700K Non Dimmable</p> <ul style="list-style-type: none"> ○ F025D2CA001 ● F025D2CA006 ● F025D2CA012 ● F025D2CA018 ● F025D2CA030 ● F025D2CA033 	<p>3000K Non Dimmable</p> <ul style="list-style-type: none"> ○ F025D3CA001 ● F025D3CA006 ● F025D3CA012 ● F025D3CA018 ● F025D3CA030 ● F025D3CA033 	<p>4000K Non Dimmable</p> <ul style="list-style-type: none"> ○ F025D4CA001 ● F025D4CA006 ● F025D4CA012 ● F025D4CA018 ● F025D4CA030 ● F025D4CA033 	<table border="1" style="font-size: small;"> <thead> <tr> <th>m</th> <th>Max</th> <th>Med</th> </tr> </thead> <tbody> <tr><td>1.00</td><td>2538</td><td>1600</td></tr> <tr><td>2.00</td><td>634</td><td>400</td></tr> <tr><td>3.00</td><td>282</td><td>178</td></tr> <tr><td>4.00</td><td>159</td><td>100</td></tr> <tr><td>5.00</td><td>102</td><td>64</td></tr> </tbody> </table> <p>α = 11.9° + 11.9° β = 11.8° + 11.8°</p> <p style="text-align: right;">@ 3000K</p>	m	Max	Med	1.00	2538	1600	2.00	634	400	3.00	282	178	4.00	159	100	5.00	102	64
m	Max	Med																			
1.00	2538	1600																			
2.00	634	400																			
3.00	282	178																			
4.00	159	100																			
5.00	102	64																			

Optic Flood 32°

Power Led: 7,9W - 671 lm ≠ FIXT 482 lm - 2700K/CRI 80 - 220-240V / 7,9W - 696 lm ≠ FIXT 500 lm - 3000K/CRI 80 - 220-240V / 7,9W - 720 lm ≠ FIXT 518 lm - 4000K/CRI 80 - 220-240V

<p>2700K Non Dimmable</p> <ul style="list-style-type: none"> ○ F025D2DA001 ● F025D2DA006 ● F025D2DA012 ● F025D2DA018 ● F025D2DA030 ● F025D2DA033 	<p>3000K Non Dimmable</p> <ul style="list-style-type: none"> ○ F025D3DA001 ● F025D3DA006 ● F025D3DA012 ● F025D3DA018 ● F025D3DA030 ● F025D3DA033 	<p>4000K Non Dimmable</p> <ul style="list-style-type: none"> ○ F025D4DA001 ● F025D4DA006 ● F025D4DA012 ● F025D4DA018 ● F025D4DA030 ● F025D4DA033 	<table border="1" style="font-size: small;"> <thead> <tr> <th>m</th> <th>Max</th> <th>Med</th> </tr> </thead> <tbody> <tr><td>1.00</td><td>1475</td><td>904</td></tr> <tr><td>2.00</td><td>369</td><td>226</td></tr> <tr><td>3.00</td><td>154</td><td>100</td></tr> <tr><td>4.00</td><td>92</td><td>57</td></tr> <tr><td>5.00</td><td>59</td><td>36</td></tr> </tbody> </table> <p>α = 16.1° + 16.1° β = 16.1° + 16.1°</p> <p style="text-align: right;">@ 3000K</p>	m	Max	Med	1.00	1475	904	2.00	369	226	3.00	154	100	4.00	92	57	5.00	59	36
m	Max	Med																			
1.00	1475	904																			
2.00	369	226																			
3.00	154	100																			
4.00	92	57																			
5.00	59	36																			

Spine 1 Pro

Optic Wide Flood 49°

Power Led: 7,9W - 671 lm ≠ FIXT 480 lm - 2700K/CRI 80 - 220-240V / 7,9W - 696 lm ≠ FIXT 490 lm - 3000K/CRI 80 - 220-240V / 7,9W - 720 lm ≠ FIXT 505 lm - 4000K/CRI 80 - 220-240V

2700K

Non Dimmable

- F025D2EA001
- F025D2EA006
- F025D2EA012
- F025D2EA018
- F025D2EA030
- F025D2EA033

3000K

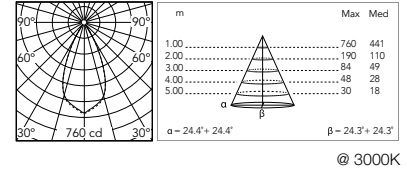
Non Dimmable

- F025D3EA001
- F025D3EA006
- F025D3EA012
- F025D3EA018
- F025D3EA030
- F025D3EA033

4000K

Non Dimmable

- F025D4EA001
- F025D4EA006
- F025D4EA012
- F025D4EA018
- F025D4EA030
- F025D4EA033



@ 3000K

Optic Elliptical 1 13,5° x 50°

Power Led: 7,9W - 671 lm ≠ FIXT 500 lm - 2700K/CRI 80 - 220-240V / 7,9W - 696 lm ≠ FIXT 519 lm - 3000K/CRI 80 - 220-240V / 7,9W - 720 lm ≠ FIXT 537 lm - 4000K/CRI 80 - 220-240V

2700K

Non Dimmable

- F025D2FA001
- F025D2FA006
- F025D2FA012
- F025D2FA018
- F025D2FA030
- F025D2FA033

3000K

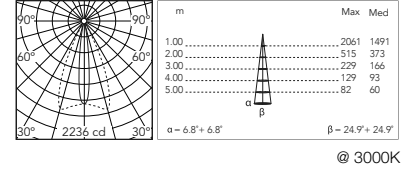
Non Dimmable

- F025D3FA001
- F025D3FA006
- F025D3FA012
- F025D3FA018
- F025D3FA030
- F025D3FA033

4000K

Non Dimmable

- F025D4FA001
- F025D4FA006
- F025D4FA012
- F025D4FA018
- F025D4FA030
- F025D4FA033



@ 3000K

Optic Elliptical 2 26° x 51°

Power Led: 7,9W - 671 lm ≠ FIXT 487 lm - 2700K/CRI 80 - 220-240V / 7,9W - 696 lm ≠ FIXT 505 lm - 3000K/CRI 80 - 220-240V / 7,9W - 720 lm ≠ FIXT 523 lm - 4000K/CRI 80 - 220-240V

2700K

Non Dimmable

- F025D2GA001
- F025D2GA006
- F025D2GA012
- F025D2GA018
- F025D2GA030
- F025D2GA033

3000K

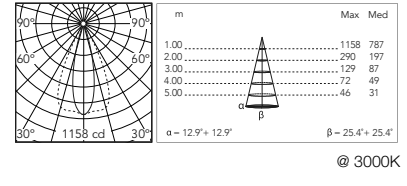
Non Dimmable

- F025D3GA001
- F025D3GA006
- F025D3GA012
- F025D3GA018
- F025D3GA030
- F025D3GA033

4000K

Non Dimmable

- F025D4GA001
- F025D4GA006
- F025D4GA012
- F025D4GA018
- F025D4GA030
- F025D4GA033



@ 3000K

Optic Wall Washer

Power Led: 7,9W - 671 lm ≠ FIXT 471 lm - 2700K/CRI 80 - 220-240V / 7,9W - 696 lm ≠ FIXT 489 lm - 3000K/CRI 80 - 220-240V / 7,9W - 720 lm ≠ FIXT 506 lm - 4000K/CRI 80 - 220-240V

2700K

Non Dimmable

- F025D2HA001
- F025D2HA006
- F025D2HA012
- F025D2HA018
- F025D2HA030
- F025D2HA033

3000K

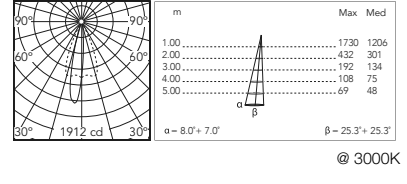
Non Dimmable

- F025D3HA001
- F025D3HA006
- F025D3HA012
- F025D3HA018
- F025D3HA030
- F025D3HA033

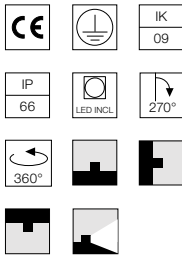
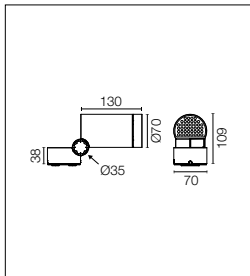
4000K

Non Dimmable

- F025D4HA001
- F025D4HA006
- F025D4HA012
- F025D4HA018
- F025D4HA030
- F025D4HA033



@ 3000K



Sorgente Power LED ad alta efficienza inclusa. Equipaggiato con snoot integrato per un maggiore comfort visivo. Accessori collimatori disponibili per variare le aperture del fascio luminoso. Alimentazione elettrica 220-240V ON/OFF integrata. Base di fissaggio inclusa. Connessione elettrica da effettuarsi all'interno della base tramite connettore a tenuta stagna incluso; per garantire la tenuta è consigliabile utilizzare cavi flessibili idonei all'impiego in ambienti esterni. Accessorio picchetto per installazione a terra da ordinare separatamente. Versione dimmerabile 1-10V o DALI con alimentatore remoto 24Vdc a richiesta.

Energy-efficient Power LED source included Equipped with an integrated snoot for higher visual comfort. Collimators are available as an accessory to modify the beam opening. Integrated electric power supply 220-240V ON/OFF. Fixing plate included. The electrical connection is made on the inside of the plate by means of a watertight connector included. To guarantee its water tightness, it is recommended to use flexible cables designed for outdoor use. Ground spike for ground installations to be ordered separately. Upon request: 1-10V or DALI dimmable version with 24Vdc remote power supply.

Optic Spot 12°

Power Led: 10,5W - 920 lm ≠ FIXT 680 lm - 2700K/CRI 80 - 220-240V / 10,5W - 966 lm ≠ FIXT 706 lm - 3000K/CRI 80 - 220-240V / 10,5W - 1012 lm ≠ FIXT 730 lm - 4000K/CRI 80 - 220-240V

<p>2700K Non Dimmable</p> <ul style="list-style-type: none"> ○ F025E2BA001 ● F025E2BA006 ● F025E2BA012 ● F025E2BA018 ● F025E2BA030 ● F025E2BA033 	<p>3000K Non Dimmable</p> <ul style="list-style-type: none"> ○ F025E3BA001 ● F025E3BA006 ● F025E3BA012 ● F025E3BA018 ● F025E3BA030 ● F025E3BA033 	<p>4000K Non Dimmable</p> <ul style="list-style-type: none"> ○ F025E4BA001 ● F025E4BA006 ● F025E4BA012 ● F025E4BA018 ● F025E4BA030 ● F025E4BA033 	<table border="1" style="font-size: small;"> <thead> <tr> <th>m</th> <th>Max</th> <th>Med</th> </tr> </thead> <tbody> <tr><td>1.00</td><td>13870</td><td>9336</td></tr> <tr><td>2.00</td><td>3468</td><td>2334</td></tr> <tr><td>3.00</td><td>1541</td><td>1037</td></tr> <tr><td>4.00</td><td>867</td><td>583</td></tr> <tr><td>5.00</td><td>555</td><td>373</td></tr> </tbody> </table> <p>α = 5.8° + 5.8° β = 5.9° + 5.9°</p> <p style="text-align: right;">@ 3000K</p>	m	Max	Med	1.00	13870	9336	2.00	3468	2334	3.00	1541	1037	4.00	867	583	5.00	555	373
m	Max	Med																			
1.00	13870	9336																			
2.00	3468	2334																			
3.00	1541	1037																			
4.00	867	583																			
5.00	555	373																			

Optic Medium Flood 26,5°

Power Led: 10,5W - 920 lm ≠ FIXT 594 lm - 2700K/CRI 80 - 220-240V / 10,5W - 966 lm ≠ FIXT 630 lm - 3000K/CRI 80 - 220-240V / 10,5W - 1012 lm ≠ FIXT 654 lm - 4000K/CRI 80 - 220-240V

<p>2700K Non Dimmable</p> <ul style="list-style-type: none"> ○ F025E2CA001 ● F025E2CA006 ● F025E2CA012 ● F025E2CA018 ● F025E2CA030 ● F025E2CA033 	<p>3000K Non Dimmable</p> <ul style="list-style-type: none"> ○ F025E3CA001 ● F025E3CA006 ● F025E3CA012 ● F025E3CA018 ● F025E3CA030 ● F025E3CA033 	<p>4000K Non Dimmable</p> <ul style="list-style-type: none"> ○ F025E4CA001 ● F025E4CA006 ● F025E4CA012 ● F025E4CA018 ● F025E4CA030 ● F025E4CA033 	<table border="1" style="font-size: small;"> <thead> <tr> <th>m</th> <th>Max</th> <th>Med</th> </tr> </thead> <tbody> <tr><td>1.00</td><td>2727</td><td>1734</td></tr> <tr><td>2.00</td><td>682</td><td>431</td></tr> <tr><td>3.00</td><td>303</td><td>192</td></tr> <tr><td>4.00</td><td>170</td><td>108</td></tr> <tr><td>5.00</td><td>109</td><td>69</td></tr> </tbody> </table> <p>α = 12.8° + 12.8° β = 13.1° + 13.1°</p> <p style="text-align: right;">@ 3000K</p>	m	Max	Med	1.00	2727	1734	2.00	682	431	3.00	303	192	4.00	170	108	5.00	109	69
m	Max	Med																			
1.00	2727	1734																			
2.00	682	431																			
3.00	303	192																			
4.00	170	108																			
5.00	109	69																			

Optic Flood 33,5°

Power Led: 10,5W - 920 lm ≠ FIXT 592 lm - 2700K/CRI 80 - 220-240V / 10,5W - 966 lm ≠ FIXT 627 lm - 3000K/CRI 80 - 220-240V / 10,5W - 1012 lm ≠ FIXT 651 lm - 4000K/CRI 80 - 220-240V

<p>2700K Non Dimmable</p> <ul style="list-style-type: none"> ○ F025E2DA001 ● F025E2DA006 ● F025E2DA012 ● F025E2DA018 ● F025E2DA030 ● F025E2DA033 	<p>3000K Non Dimmable</p> <ul style="list-style-type: none"> ○ F025E3DA001 ● F025E3DA006 ● F025E3DA012 ● F025E3DA018 ● F025E3DA030 ● F025E3DA033 	<p>4000K Non Dimmable</p> <ul style="list-style-type: none"> ○ F025E4DA001 ● F025E4DA006 ● F025E4DA012 ● F025E4DA018 ● F025E4DA030 ● F025E4DA033 	<table border="1" style="font-size: small;"> <thead> <tr> <th>m</th> <th>Max</th> <th>Med</th> </tr> </thead> <tbody> <tr><td>1.00</td><td>1738</td><td>1043</td></tr> <tr><td>2.00</td><td>435</td><td>261</td></tr> <tr><td>3.00</td><td>193</td><td>116</td></tr> <tr><td>4.00</td><td>109</td><td>65</td></tr> <tr><td>5.00</td><td>70</td><td>42</td></tr> </tbody> </table> <p>α = 16.7° + 16.7° β = 16.8° + 16.8°</p> <p style="text-align: right;">@ 3000K</p>	m	Max	Med	1.00	1738	1043	2.00	435	261	3.00	193	116	4.00	109	65	5.00	70	42
m	Max	Med																			
1.00	1738	1043																			
2.00	435	261																			
3.00	193	116																			
4.00	109	65																			
5.00	70	42																			

Optic Wide Flood 50°

Power Led: 10,5W - 920 lm ≠ FIXT 591 lm - 2700K/CRI 80 - 220-240V / 10,5W - 966 lm ≠ FIXT 619 lm - 3000K/CRI 80 - 220-240V / 10,5W - 1012 lm ≠ FIXT 650 lm - 4000K/CRI 80 - 220-240V

<p>2700K Non Dimmable</p> <ul style="list-style-type: none"> ○ F025E2EA001 ● F025E2EA006 ● F025E2EA012 ● F025E2EA018 ● F025E2EA030 ● F025E2EA033 	<p>3000K Non Dimmable</p> <ul style="list-style-type: none"> ○ F025E3EA001 ● F025E3EA006 ● F025E3EA012 ● F025E3EA018 ● F025E3EA030 ● F025E3EA033 	<p>4000K Non Dimmable</p> <ul style="list-style-type: none"> ○ F025E4EA001 ● F025E4EA006 ● F025E4EA012 ● F025E4EA018 ● F025E4EA030 ● F025E4EA033 	<table border="1" style="font-size: small;"> <thead> <tr> <th>m</th> <th>Max</th> <th>Med</th> </tr> </thead> <tbody> <tr><td>1.00</td><td>966</td><td>520</td></tr> <tr><td>2.00</td><td>242</td><td>130</td></tr> <tr><td>3.00</td><td>107</td><td>58</td></tr> <tr><td>4.00</td><td>60</td><td>32</td></tr> <tr><td>5.00</td><td>39</td><td>21</td></tr> </tbody> </table> <p>α = 25.2° + 25.2° β = 24.8° + 24.8°</p> <p style="text-align: right;">@ 3000K</p>	m	Max	Med	1.00	966	520	2.00	242	130	3.00	107	58	4.00	60	32	5.00	39	21
m	Max	Med																			
1.00	966	520																			
2.00	242	130																			
3.00	107	58																			
4.00	60	32																			
5.00	39	21																			

Spine 1 Pro Hp

Optic Elliptical 1 11,5° x 49°

Power Led: 10,5W - 920 lm ≠ FIXT 603 lm - 2700K/CRI 80 - 220-240V / 10,5W - 966 lm ≠ FIXT 639 lm - 3000K/CRI 80 - 220-240V / 10,5W - 1012 lm ≠ FIXT 663 lm - 4000K/CRI 80 - 220-240V

2700K

Non Dimmable

- F025E2FA001
- F025E2FA006
- F025E2FA012
- F025E2FA018
- F025E2FA030
- F025E2FA033

3000K

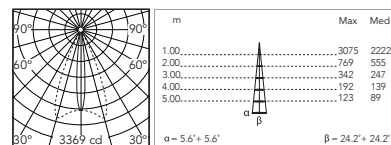
Non Dimmable

- F025E3FA001
- F025E3FA006
- F025E3FA012
- F025E3FA018
- F025E3FA030
- F025E3FA033

4000K

Non Dimmable

- F025E4FA001
- F025E4FA006
- F025E4FA012
- F025E4FA018
- F025E4FA030
- F025E4FA033



@ 3000K

Optic Elliptical 2 25,5° x 50°

Power Led: 10,5W - 920 lm ≠ FIXT 601 lm - 2700K/CRI 80 - 220-240V / 10,5W - 966 lm ≠ FIXT 624 lm - 3000K/CRI 80 - 220-240V / 10,5W - 1012 lm ≠ FIXT 645 lm - 4000K/CRI 80 - 220-240V

2700K

Non Dimmable

- F025E2GA001
- F025E2GA006
- F025E2GA012
- F025E2GA018
- F025E2GA030
- F025E2GA033

3000K

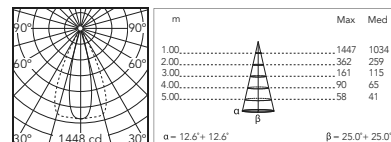
Non Dimmable

- F025E3GA001
- F025E3GA006
- F025E3GA012
- F025E3GA018
- F025E3GA030
- F025E3GA033

4000K

Non Dimmable

- F025E4GA001
- F025E4GA006
- F025E4GA012
- F025E4GA018
- F025E4GA030
- F025E4GA033



@ 3000K

Optic Wall Washer

Power Led: 10,5W - 920 lm ≠ FIXT 574 lm - 2700K/CRI 80 - 220-240V / 10,5W - 966 lm ≠ FIXT 609 lm - 3000K/CRI 80 - 220-240V / 10,5W - 1012 lm ≠ FIXT 631 lm - 4000K/CRI 80 - 220-240V

2700K

Non Dimmable

- F025E2HA001
- F025E2HA006
- F025E2HA012
- F025E2HA018
- F025E2HA030
- F025E2HA033

3000K

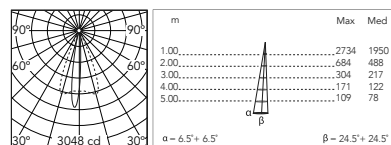
Non Dimmable

- F025E3HA001
- F025E3HA006
- F025E3HA012
- F025E3HA018
- F025E3HA030
- F025E3HA033

4000K

Non Dimmable

- F025E4HA001
- F025E4HA006
- F025E4HA012
- F025E4HA018
- F025E4HA030
- F025E4HA033



@ 3000K

Spine 1 Pro: Accessori / Accessories

Picchetto per installazione nel terreno.

Ground spike.

F026Z010000



Honeycomb

Honeycomb Louvre

F025Z060000

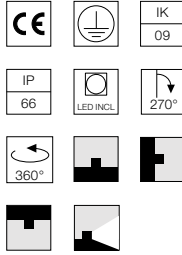
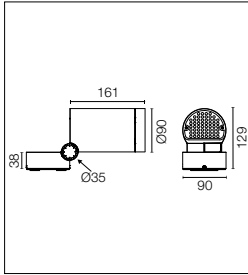


Lenti converter / Converter lenses:

- Converter Spine 1 Optic Medium Flood
- Converter Spine 1 Optic Flood
- Converter Spine 1 Optic Wide Flood
- Converter Spine 1 Optic Elliptic 1
- Converter Spine 1 Optic Elliptic 2
- Converter Spine 1 Optic Wall Washer

F029Z010000
F029Z011000
F029Z012000
F029Z013000
F029Z014000
F029Z015000





Sorgente Power LED inclusa. Equipaggiato con snoot integrato per un maggiore comfort visivo. Accessori collimatori disponibili per variare le aperture del fascio luminoso. Alimentazione elettrica 220-240V ON/ OFF e dimmerabile 1-10V o DALI integrata. Base di fissaggio inclusa. Connessione elettrica da effettuarsi all'interno della base tramite connettore a tenuta stagna incluso; per garantire la tenuta è consigliabile utilizzare cavi flessibili idonei all'impiego in ambienti esterni. Accessorio picchetto per installazione a terra da ordinare separatamente.

Power LED source included. Equipped with an integrated snoot for higher visual comfort. Collimators are available as an accessory to modify the beam opening. Integrated electric power supply 220-240V ON/ OFF and adjustable 1-10V or DALI. Fixing plate included. The electrical connection is made on the inside of the plate by means of a watertight connector included. To guarantee its water tightness, it is recommended to use flexible cables designed for outdoor use. Ground spike for ground installations to be ordered separately.

Optic Narrow Spot
2200K disponibile su richiesta.

Optic Narrow Spot
2200K available on request.

Optic Narrow Spot 6°

Power Led: 4,1W - 248 lm ≠ FIXT 230 lm - 2700K/CRI 80 - 220-240V / 4,1W - 258 lm ≠ FIXT 239 lm - 3000K/CRI 80 - 220-240V / 4,1W - 267 lm ≠ FIXT 247 lm - 4000K/CRI 80 - 220-240V

2700K

Non Dimmable

- F026D2AA001
- F026D2AA006
- F026D2AA012
- F026D2AA018
- F026D2AA030
- F026D2AA033
- 1-10V
- F026D2AB001
- F026D2AB006
- F026D2AB012
- F026D2AB018
- F026D2AB030
- F026D2AB033
- Dali
- F026D2AD001
- F026D2AD006
- F026D2AD012
- F026D2AD018
- F026D2AD030
- F026D2AD033

3000K

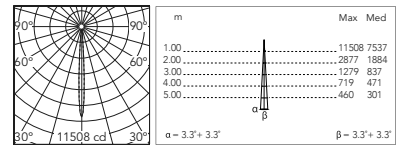
Non Dimmable

- F026D3AA001
- F026D3AA006
- F026D3AA012
- F026D3AA018
- F026D3AA030
- F026D3AA033
- 1-10V
- F026D3AB001
- F026D3AB006
- F026D3AB012
- F026D3AB018
- F026D3AB030
- F026D3AB033
- Dali
- F026D3AD001
- F026D3AD006
- F026D3AD012
- F026D3AD018
- F026D3AD030
- F026D3AD033

4000K

Non Dimmable

- F026D4AA001
- F026D4AA006
- F026D4AA012
- F026D4AA018
- F026D4AA030
- F026D4AA033
- 1-10V
- F026D4AB001
- F026D4AB006
- F026D4AB012
- F026D4AB018
- F026D4AB030
- F026D4AB033
- Dali
- F026D4AD001
- F026D4AD006
- F026D4AD012
- F026D4AD018
- F026D4AD030
- F026D4AD033



@ 3000K

Optic Spot 9,5°

Power Led: 10,5W - 920 lm ≠ FIXT 769 lm - 2700K/CRI 80 - 220-240V / 10,5W - 966 lm ≠ FIXT 808 lm - 3000K/CRI 80 - 220-240V / 10,5W - 1012 lm ≠ FIXT 846 lm - 4000K/CRI 80 - 220-240V

2700K

Non Dimmable

- F026D2BA001
- F026D2BA006
- F026D2BA012
- F026D2BA018
- F026D2BA030
- F026D2BA033
- 1-10V
- F026D2BB001
- F026D2BB006
- F026D2BB012
- F026D2BB018
- F026D2BB030
- F026D2BB033
- Dali
- F026D2BD001
- F026D2BD006
- F026D2BD012
- F026D2BD018
- F026D2BD030
- F026D2BD033

3000K

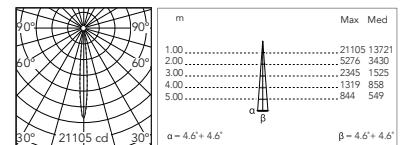
Non Dimmable

- F026D3BA001
- F026D3BA006
- F026D3BA012
- F026D3BA018
- F026D3BA030
- F026D3BA033
- 1-10V
- F026D3BB001
- F026D3BB006
- F026D3BB012
- F026D3BB018
- F026D3BB030
- F026D3BB033
- Dali
- F026D3BD001
- F026D3BD006
- F026D3BD012
- F026D3BD018
- F026D3BD030
- F026D3BD033

4000K

Non Dimmable

- F026D4BA001
- F026D4BA006
- F026D4BA012
- F026D4BA018
- F026D4BA030
- F026D4BA033
- 1-10V
- F026D4BB001
- F026D4BB006
- F026D4BB012
- F026D4BB018
- F026D4BB030
- F026D4BB033
- Dali
- F026D4BD001
- F026D4BD006
- F026D4BD012
- F026D4BD018
- F026D4BD030
- F026D4BD033



@ 3000K

Optic Medium Flood 28°

Power Led: 10,5W - 920 lm ≠ FIXT 715 lm - 2700K/CRI 80 - 220-240V / 10,5W - 966 lm ≠ FIXT 742 lm - 3000K/CRI 80 - 220-240V / 10,5W - 1012 lm ≠ FIXT 767 lm - 4000K/CRI 80 - 220-240V

2700K

Non Dimmable

- F026D2CA001
- F026D2CA006
- F026D2CA012
- F026D2CA018
- F026D2CA030
- F026D2CA033
- 1-10V
- F026D2CB001
- F026D2CB006
- F026D2CB012
- F026D2CB018
- F026D2CB030
- F026D2CB033
- Dali
- F026D2CD001
- F026D2CD006
- F026D2CD012
- F026D2CD018
- F026D2CD030
- F026D2CD033

3000K

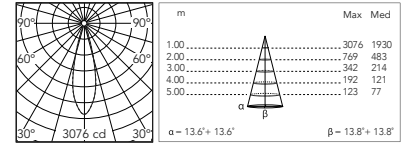
Non Dimmable

- F026D3CA001
- F026D3CA006
- F026D3CA012
- F026D3CA018
- F026D3CA030
- F026D3CA033
- 1-10V
- F026D3CB001
- F026D3CB006
- F026D3CB012
- F026D3CB018
- F026D3CB030
- F026D3CB033
- Dali
- F026D3CD001
- F026D3CD006
- F026D3CD012
- F026D3CD018
- F026D3CD030
- F026D3CD033

4000K

Non Dimmable

- F026D4CA001
- F026D4CA006
- F026D4CA012
- F026D4CA018
- F026D4CA030
- F026D4CA033
- 1-10V
- F026D4CB001
- F026D4CB006
- F026D4CB012
- F026D4CB018
- F026D4CB030
- F026D4CB033
- Dali
- F026D4CD001
- F026D4CD006
- F026D4CD012
- F026D4CD018
- F026D4CD030
- F026D4CD033



@ 3000K

Optic Flood 33°

Power Led: 10,5W - 920 lm ≠ FIXT 695 lm - 2700K/CRI 80 - 220-240V / 10,5W - 966 lm ≠ FIXT 721 lm - 3000K/CRI 80 - 220-240V / 10,5W - 1012 lm ≠ FIXT 746 lm - 4000K/CRI 80 - 220-240V

2700K

Non Dimmable

- F026D2DA001
- F026D2DA006
- F026D2DA012
- F026D2DA018
- F026D2DA030
- F026D2DA033
- 1-10V
- F026D2DB001
- F026D2DB006
- F026D2DB012
- F026D2DB018
- F026D2DB030
- F026D2DB033
- Dali
- F026D2DD001
- F026D2DD006
- F026D2DD012
- F026D2DD018
- F026D2DD030
- F026D2DD033

3000K

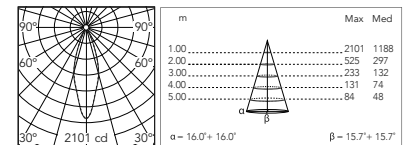
Non Dimmable

- F026D3DA001
- F026D3DA006
- F026D3DA012
- F026D3DA018
- F026D3DA030
- F026D3DA033
- 1-10V
- F026D3DB001
- F026D3DB006
- F026D3DB012
- F026D3DB018
- F026D3DB030
- F026D3DB033
- Dali
- F026D3DD001
- F026D3DD006
- F026D3DD012
- F026D3DD018
- F026D3DD030
- F026D3DD033

4000K

Non Dimmable

- F026D4DA001
- F026D4DA006
- F026D4DA012
- F026D4DA018
- F026D4DA030
- F026D4DA033
- 1-10V
- F026D4DB001
- F026D4DB006
- F026D4DB012
- F026D4DB018
- F026D4DB030
- F026D4DB033
- Dali
- F026D4DD001
- F026D4DD006
- F026D4DD012
- F026D4DD018
- F026D4DD030
- F026D4DD033



@ 3000K

Optic Wide Flood 51°

Power Led: 10,5W - 920 lm ≠ FIXT 711 lm - 2700K/CRI 80 - 220-240V / 10,5W - 966 lm ≠ FIXT 741 lm - 3000K/CRI 80 - 220-240V / 10,5W - 1012 lm ≠ FIXT 778 lm - 4000K/CRI 80 - 220-240V

2700K

Non Dimmable

- F026D2EA001
- F026D2EA006
- F026D2EA012
- F026D2EA018
- F026D2EA030
- F026D2EA033
- 1-10V
- F026D2EB001
- F026D2EB006
- F026D2EB012
- F026D2EB018
- F026D2EB030
- F026D2EB033
- Dali
- F026D2ED001
- F026D2ED006
- F026D2ED012
- F026D2ED018
- F026D2ED030
- F026D2ED033

3000K

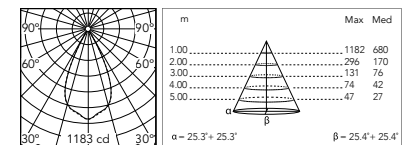
Non Dimmable

- F026D3EA001
- F026D3EA006
- F026D3EA012
- F026D3EA018
- F026D3EA030
- F026D3EA033
- 1-10V
- F026D3EB001
- F026D3EB006
- F026D3EB012
- F026D3EB018
- F026D3EB030
- F026D3EB033
- Dali
- F026D3ED001
- F026D3ED006
- F026D3ED012
- F026D3ED018
- F026D3ED030
- F026D3ED033

4000K

Non Dimmable

- F026D4EA001
- F026D4EA006
- F026D4EA012
- F026D4EA018
- F026D4EA030
- F026D4EA033
- 1-10V
- F026D4EB001
- F026D4EB006
- F026D4EB012
- F026D4EB018
- F026D4EB030
- F026D4EB033
- Dali
- F026D4ED001
- F026D4ED006
- F026D4ED012
- F026D4ED018
- F026D4ED030
- F026D4ED033



@ 3000K

Spine 2 Pro

Optic Elliptical 1 9,5° x 48°

Power Led: 10,5W - 920 lm ≠ FIXT 717 lm - 2700K/CRI 80 - 220-240V / 10,5W - 966 lm ≠ FIXT 744 lm - 3000K/CRI 80 - 220-240V / 10,5W - 1012 lm ≠ FIXT 770 lm - 4000K/CRI 80 - 220-240V

2700K

Non Dimmable

- F026D2FA001
- F026D2FA006
- F026D2FA012
- F026D2FA018
- F026D2FA030
- F026D2FA033
- 1-10V
- F026D2FB001
- F026D2FB006
- F026D2FB012
- F026D2FB018
- F026D2FB030
- F026D2FB033
- Dali
- F026D2FD001
- F026D2FD006
- F026D2FD012
- F026D2FD018
- F026D2FD030
- F026D2FD033

3000K

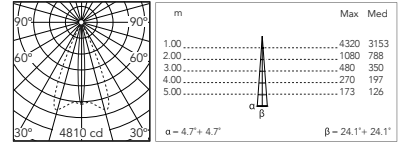
Non Dimmable

- F026D3FA001
- F026D3FA006
- F026D3FA012
- F026D3FA018
- F026D3FA030
- F026D3FA033
- 1-10V
- F026D3FB001
- F026D3FB006
- F026D3FB012
- F026D3FB018
- F026D3FB030
- F026D3FB033
- Dali
- F026D3FD001
- F026D3FD006
- F026D3FD012
- F026D3FD018
- F026D3FD030
- F026D3FD033

4000K

Non Dimmable

- F026D4FA001
- F026D4FA006
- F026D4FA012
- F026D4FA018
- F026D4FA030
- F026D4FA033
- 1-10V
- F026D4FB001
- F026D4FB006
- F026D4FB012
- F026D4FB018
- F026D4FB030
- F026D4FB033
- Dali
- F026D4FD001
- F026D4FD006
- F026D4FD012
- F026D4FD018
- F026D4FD030
- F026D4FD033



@ 3000K

Optic Elliptical 2 24° x 50°

Power Led: 10,5W - 920 lm ≠ FIXT 699 lm - 2700K/CRI 80 - 220-240V / 10,5W - 966 lm ≠ FIXT 725 lm - 3000K/CRI 80 - 220-240V / 10,5W - 1012 lm ≠ FIXT 750 lm - 4000K/CRI 80 - 220-240V

2700K

Non Dimmable

- F026D2GA001
- F026D2GA006
- F026D2GA012
- F026D2GA018
- F026D2GA030
- F026D2GA033
- 1-10V
- F026D2GB001
- F026D2GB006
- F026D2GB012
- F026D2GB018
- F026D2GB030
- F026D2GB033
- Dali
- F026D2GD001
- F026D2GD006
- F026D2GD012
- F026D2GD018
- F026D2GD030
- F026D2GD033

3000K

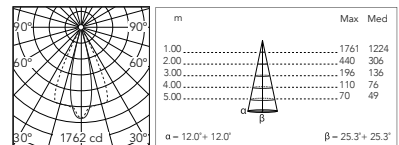
Non Dimmable

- F026D3GA001
- F026D3GA006
- F026D3GA012
- F026D3GA018
- F026D3GA030
- F026D3GA033
- 1-10V
- F026D3GB001
- F026D3GB006
- F026D3GB012
- F026D3GB018
- F026D3GB030
- F026D3GB033
- Dali
- F026D3GD001
- F026D3GD006
- F026D3GD012
- F026D3GD018
- F026D3GD030
- F026D3GD033

4000K

Non Dimmable

- F026D4GA001
- F026D4GA006
- F026D4GA012
- F026D4GA018
- F026D4GA030
- F026D4GA033
- 1-10V
- F026D4GB001
- F026D4GB006
- F026D4GB012
- F026D4GB018
- F026D4GB030
- F026D4GB033
- Dali
- F026D4GD001
- F026D4GD006
- F026D4GD012
- F026D4GD018
- F026D4GD030
- F026D4GD033



@ 3000K

Optic Wall Washer

Power Led: 10,5W - 920 lm ≠ FIXT 673 lm - 2700K/CRI 80 - 220-240V / 10,5W - 966 lm ≠ FIXT 698 lm - 3000K/CRI 80 - 220-240V / 10,5W - 1012 lm ≠ FIXT 672 lm - 4000K/CRI 80 - 220-240V

2700K

Non Dimmable

- F026D2HA001
- F026D2HA006
- F026D2HA012
- F026D2HA018
- F026D2HA030
- F026D2HA033
- 1-10V
- F026D2HB001
- F026D2HB006
- F026D2HB012
- F026D2HB018
- F026D2HB030
- F026D2HB033
- Dali
- F026D2HD001
- F026D2HD006
- F026D2HD012
- F026D2HD018
- F026D2HD030
- F026D2HD033

3000K

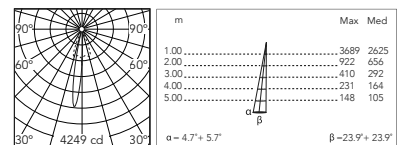
Non Dimmable

- F026D3HA001
- F026D3HA006
- F026D3HA012
- F026D3HA018
- F026D3HA030
- F026D3HA033
- 1-10V
- F026D3HB001
- F026D3HB006
- F026D3HB012
- F026D3HB018
- F026D3HB030
- F026D3HB033
- Dali
- F026D3HD001
- F026D3HD006
- F026D3HD012
- F026D3HD018
- F026D3HD030
- F026D3HD033

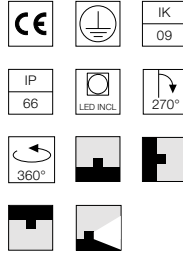
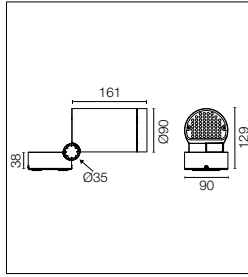
4000K

Non Dimmable

- F026D4HA001
- F026D4HA006
- F026D4HA012
- F026D4HA018
- F026D4HA030
- F026D4HA033
- 1-10V
- F026D4HB001
- F026D4HB006
- F026D4HB012
- F026D4HB018
- F026D4HB030
- F026D4HB033
- Dali
- F026D4HD001
- F026D4HD006
- F026D4HD012
- F026D4HD018
- F026D4HD030
- F026D4HD033



@ 3000K



Sorgente Power LED ad alta efficienza inclusa. Equipaggiato con snoot integrato per un maggiore comfort visivo. Accessori collimatori disponibili per variare le aperture del fascio luminoso. Alimentazione elettrica 220-240V ON/ OFF e dimmerabile 1-10V o DALI integrata. Base di fissaggio inclusa. Connessione elettrica da effettuarsi all'interno della base tramite connettore a tenuta stagna incluso; per garantire la tenuta è consigliabile utilizzare cavi flessibili idonei all'impiego in ambienti esterni. Accessorio picchetto per installazione a terra da ordinare separatamente.

Energy-efficient Power LED source included. Equipped with an integrated snoot for higher visual comfort. Equipped with an integrated snoot for higher visual comfort. Collimators are available as an accessory to modify the beam opening. Integrated electric power supply 220-240V ON/OFF and adjustable 1-10V or DALI. Fixing plate included. The electrical connection is made on the inside of the plate by means of a watertight connector included. To guarantee its water tightness, it is recommended to use flexible cables designed for outdoor use. Ground spike for ground installations to be ordered separately.

2200K disponibile su richiesta.

2200K available on request.

Optic Spot 14,5°

Power Led: 17W - 1739 lm ≠ FIXT 1443 lm - 2700K/CRI 80 - 220-240V / 17W - 1803 lm ≠ FIXT 1497 lm - 3000K/CRI 80 - 220-240V / 17W - 1868 lm ≠ FIXT 1548 lm - 4000K/CRI 80 - 220-240V

2700K

Non Dimmable

- F026E2BA001
- F026E2BA006
- F026E2BA012
- F026E2BA018
- F026E2BA030
- F026E2BA033
- 1-10V
- F026E2BB001
- F026E2BB006
- F026E2BB012
- F026E2BB018
- F026E2BB030
- F026E2BB033
- Dali
- F026E2BD001
- F026E2BD006
- F026E2BD012
- F026E2BD018
- F026E2BD030
- F026E2BD033

3000K

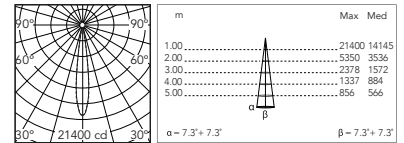
Non Dimmable

- F026E3BA001
- F026E3BA006
- F026E3BA012
- F026E3BA018
- F026E3BA030
- F026E3BA033
- 1-10V
- F026E3BB001
- F026E3BB006
- F026E3BB012
- F026E3BB018
- F026E3BB030
- F026E3BB033
- Dali
- F026E3BD001
- F026E3BD006
- F026E3BD012
- F026E3BD018
- F026E3BD030
- F026E3BD033

4000K

Non Dimmable

- F026E4BA001
- F026E4BA006
- F026E4BA012
- F026E4BA018
- F026E4BA030
- F026E4BA033
- 1-10V
- F026E4BB001
- F026E4BB006
- F026E4BB012
- F026E4BB018
- F026E4BB030
- F026E4BB033
- Dali
- F026E4BD001
- F026E4BD006
- F026E4BD012
- F026E4BD018
- F026E4BD030
- F026E4BD033



@ 3000K

Optic Medium Flood 26°

Power Led: 17W - 1739 lm ≠ FIXT 1336 lm - 2700K/CRI 80 - 220-240V / 17W - 1803 lm ≠ FIXT 1386 lm - 3000K/CRI 80 - 220-240V / 17W - 1868 lm ≠ FIXT 1434 lm - 4000K/CRI 80 - 220-240V

2700K

Non Dimmable

- F026E2CA001
- F026E2CA006
- F026E2CA012
- F026E2CA018
- F026E2CA030
- F026E2CA033
- 1-10V
- F026E2CB001
- F026E2CB006
- F026E2CB012
- F026E2CB018
- F026E2CB030
- F026E2CB033
- Dali
- F026E2CD001
- F026E2CD006
- F026E2CD012
- F026E2CD018
- F026E2CD030
- F026E2CD033

3000K

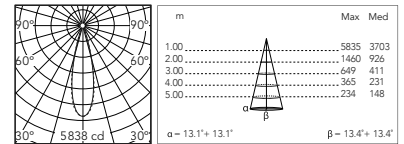
Non Dimmable

- F026E3CA001
- F026E3CA006
- F026E3CA012
- F026E3CA018
- F026E3CA030
- F026E3CA033
- 1-10V
- F026E3CB001
- F026E3CB006
- F026E3CB012
- F026E3CB018
- F026E3CB030
- F026E3CB033
- Dali
- F026E3CD001
- F026E3CD006
- F026E3CD012
- F026E3CD018
- F026E3CD030
- F026E3CD033

4000K

Non Dimmable

- F026E4CA001
- F026E4CA006
- F026E4CA012
- F026E4CA018
- F026E4CA030
- F026E4CA033
- 1-10V
- F026E4CB001
- F026E4CB006
- F026E4CB012
- F026E4CB018
- F026E4CB030
- F026E4CB033
- Dali
- F026E4CD001
- F026E4CD006
- F026E4CD012
- F026E4CD018
- F026E4CD030
- F026E4CD033



@ 3000K

Spine 2 Pro Hp

Optic Flood 36°

Power Led: 17W - 1739 lm ≠ FIXT 1302 lm - 2700K/CRI 80 - 220-240V / 17W - 1803 lm ≠ FIXT 1351 lm - 3000K/CRI 80 - 220-240V / 17W - 1868 lm ≠ FIXT 1397 lm - 4000K/CRI 80 - 220-240V

2700K

Non Dimmable

- F026E2DA001
- F026E2DA006
- F026E2DA012
- F026E2DA018
- F026E2DA030
- F026E2DA033
- 1-10V
- F026E2DB001
- F026E2DB006
- F026E2DB012
- F026E2DB018
- F026E2DB030
- F026E2DB033
- Dali
- F026E2DD001
- F026E2DD006
- F026E2DD012
- F026E2DD018
- F026E2DD030
- F026E2DD033

3000K

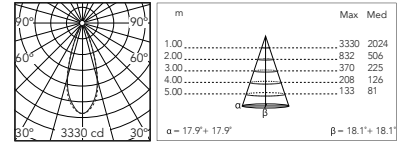
Non Dimmable

- F026E3DA001
- F026E3DA006
- F026E3DA012
- F026E3DA018
- F026E3DA030
- F026E3DA033
- 1-10V
- F026E3DB001
- F026E3DB006
- F026E3DB012
- F026E3DB018
- F026E3DB030
- F026E3DB033
- Dali
- F026E3DD001
- F026E3DD006
- F026E3DD012
- F026E3DD018
- F026E3DD030
- F026E3DD033

4000K

Non Dimmable

- F026E4DA001
- F026E4DA006
- F026E4DA012
- F026E4DA018
- F026E4DA030
- F026E4DA033
- 1-10V
- F026E4DB001
- F026E4DB006
- F026E4DB012
- F026E4DB018
- F026E4DB030
- F026E4DB033
- Dali
- F026E4DD001
- F026E4DD006
- F026E4DD012
- F026E4DD018
- F026E4DD030
- F026E4DD033



@ 3000K

Optic Wide Flood 52°

Power Led: 17W - 1739 lm ≠ FIXT 1303 lm - 2700K/CRI 80 - 220-240V / 17W - 1803 lm ≠ FIXT 1357 lm - 3000K/CRI 80 - 220-240V / 17W - 1868 lm ≠ FIXT 1411 lm - 4000K/CRI 80 - 220-240V

2700K

Non Dimmable

- F026E2EA001
- F026E2EA006
- F026E2EA012
- F026E2EA018
- F026E2EA030
- F026E2EA033
- 1-10V
- F026E2EB001
- F026E2EB006
- F026E2EB012
- F026E2EB018
- F026E2EB030
- F026E2EB033
- Dali
- F026E2ED001
- F026E2ED006
- F026E2ED012
- F026E2ED018
- F026E2ED030
- F026E2ED033

3000K

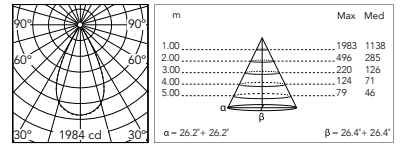
Non Dimmable

- F026E3EA001
- F026E3EA006
- F026E3EA012
- F026E3EA018
- F026E3EA030
- F026E3EA033
- 1-10V
- F026E3EB001
- F026E3EB006
- F026E3EB012
- F026E3EB018
- F026E3EB030
- F026E3EB033
- Dali
- F026E3ED001
- F026E3ED006
- F026E3ED012
- F026E3ED018
- F026E3ED030
- F026E3ED033

4000K

Non Dimmable

- F026E4EA001
- F026E4EA006
- F026E4EA012
- F026E4EA018
- F026E4EA030
- F026E4EA033
- 1-10V
- F026E4EB001
- F026E4EB006
- F026E4EB012
- F026E4EB018
- F026E4EB030
- F026E4EB033
- Dali
- F026E4ED001
- F026E4ED006
- F026E4ED012
- F026E4ED018
- F026E4ED030
- F026E4ED033



@ 3000K

Optic Elliptical 1 14° x 50°

Power Led: 17W - 1739 lm ≠ FIXT 1315 lm - 2700K/CRI 80 - 220-240V / 17W - 1803 lm ≠ FIXT 1364 lm - 3000K/CRI 80 - 220-240V / 17W - 1868 lm ≠ FIXT 1410 lm - 4000K/CRI 80 - 220-240V

2700K

Non Dimmable

- F026E2FA001
- F026E2FA006
- F026E2FA012
- F026E2FA018
- F026E2FA030
- F026E2FA033
- 1-10V
- F026E2FB001
- F026E2FB006
- F026E2FB012
- F026E2FB018
- F026E2FB030
- F026E2FB033
- Dali
- F026E2FD001
- F026E2FD006
- F026E2FD012
- F026E2FD018
- F026E2FD030
- F026E2FD033

3000K

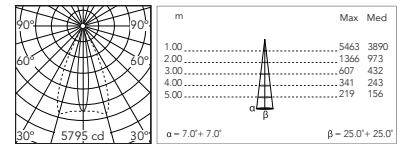
Non Dimmable

- F026E3FA001
- F026E3FA006
- F026E3FA012
- F026E3FA018
- F026E3FA030
- F026E3FA033
- 1-10V
- F026E3FB001
- F026E3FB006
- F026E3FB012
- F026E3FB018
- F026E3FB030
- F026E3FB033
- Dali
- F026E3FD001
- F026E3FD006
- F026E3FD012
- F026E3FD018
- F026E3FD030
- F026E3FD033

4000K

Non Dimmable

- F026E4FA001
- F026E4FA006
- F026E4FA012
- F026E4FA018
- F026E4FA030
- F026E4FA033
- 1-10V
- F026E4FB001
- F026E4FB006
- F026E4FB012
- F026E4FB018
- F026E4FB030
- F026E4FB033
- Dali
- F026E4FD001
- F026E4FD006
- F026E4FD012
- F026E4FD018
- F026E4FD030
- F026E4FD033



@ 3000K

Spine 2 Pro Hp

Optic Elliptical 2 25° x 52°

Power Led: 17W - 1739 lm ≠ FIXT 1298 lm - 2700K/CRI 80 - 220-240V / 17W - 1803 lm ≠ FIXT 1351 lm - 3000K/CRI 80 - 220-240V / 17W - 1868 lm ≠ FIXT 1393 lm - 4000K/CRI 80 - 220-240V

2700K

Non Dimmable

- F026E2GA001
- F026E2GA006
- F026E2GA012
- F026E2GA018
- F026E2GA030
- F026E2GA033
- 1-10V
- F026E2GB001
- F026E2GB006
- F026E2GB012
- F026E2GB018
- F026E2GB030
- F026E2GB033
- Dali
- F026E2GD001
- F026E2GD006
- F026E2GD012
- F026E2GD018
- F026E2GD030
- F026E2GD033

3000K

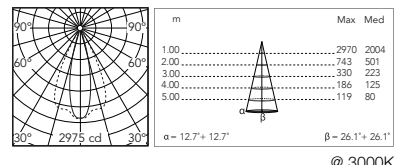
Non Dimmable

- F026E3GA001
- F026E3GA006
- F026E3GA012
- F026E3GA018
- F026E3GA030
- F026E3GA033
- 1-10V
- F026E3GB001
- F026E3GB006
- F026E3GB012
- F026E3GB018
- F026E3GB030
- F026E3GB033
- Dali
- F026E3GD001
- F026E3GD006
- F026E3GD012
- F026E3GD018
- F026E3GD030
- F026E3GD033

4000K

Non Dimmable

- F026E4GA001
- F026E4GA006
- F026E4GA012
- F026E4GA018
- F026E4GA030
- F026E4GA033
- 1-10V
- F026E4GB001
- F026E4GB006
- F026E4GB012
- F026E4GB018
- F026E4GB030
- F026E4GB033
- Dali
- F026E4GD001
- F026E4GD006
- F026E4GD012
- F026E4GD018
- F026E4GD030
- F026E4GD033



Optic Wall Washer

Power Led: 17W - 1739 lm ≠ FIXT 1277 lm - 2700K/CRI 80 - 220-240V / 17W - 1803 lm ≠ FIXT 1325 lm - 3000K/CRI 80 - 220-240V / 17W - 1868 lm ≠ FIXT 1370 lm - 4000K/CRI 80 - 220-240V

2700K

Non Dimmable

- F026E2HA001
- F026E2HA006
- F026E2HA012
- F026E2HA018
- F026E2HA030
- F026E2HA033
- 1-10V
- F026E2HB001
- F026E2HB006
- F026E2HB012
- F026E2HB018
- F026E2HB030
- F026E2HB033
- Dali
- F026E2HD001
- F026E2HD006
- F026E2HD012
- F026E2HD018
- F026E2HD030
- F026E2HD033

3000K

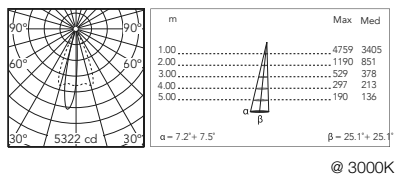
Non Dimmable

- F026E3HA001
- F026E3HA006
- F026E3HA012
- F026E3HA018
- F026E3HA030
- F026E3HA033
- 1-10V
- F026E3HB001
- F026E3HB006
- F026E3HB012
- F026E3HB018
- F026E3HB030
- F026E3HB033
- Dali
- F026E3HD001
- F026E3HD006
- F026E3HD012
- F026E3HD018
- F026E3HD030
- F026E3HD033

4000K

Non Dimmable

- F026E4HA001
- F026E4HA006
- F026E4HA012
- F026E4HA018
- F026E4HA030
- F026E4HA033
- 1-10V
- F026E4HB001
- F026E4HB006
- F026E4HB012
- F026E4HB018
- F026E4HB030
- F026E4HB033
- Dali
- F026E4HD001
- F026E4HD006
- F026E4HD012
- F026E4HD018
- F026E4HD030
- F026E4HD033



Spine 2 Pro: Accessori / Accessories

Picchetto per installazione nel terreno.

Ground spike.

F026Z010000



Honeycomb

Honeycomb Louvre

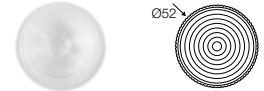
F026Z060000

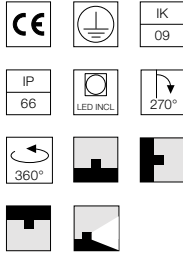
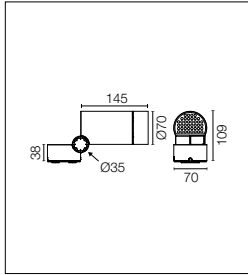


Lenti converter / Converter lenses:

- Converter Spine 2 Optic Medium Flood
- Converter Spine 2 Optic Flood
- Converter Spine 2 Optic Wide Flood
- Converter Spine 2 Optic Elliptic 1
- Converter Spine 2 Optic Elliptic 2
- Converter Spine 2 Optic Wall Washer

F029Z020000
F029Z021000
F029Z022000
F029Z023000
F029Z024000
F029Z025000





Sorgente Power LED inclusa. Equipaggiato con snoot integrato per un maggiore comfort visivo; accessorio visor a taglio asimmetrico disponibile. Accessori collimatori disponibili per variare le aperture del fascio luminoso. Alimentazione elettrica 220-240V ON/OFF integrata. Base di fissaggio inclusa. Connessione elettrica da effettuarsi all'interno della base tramite connettore a tenuta stagna incluso; per garantire la tenuta è consigliabile utilizzare cavi flessibili idonei all'impiego in ambienti esterni. Accessorio picchetto per installazione a terra da ordinare separatamente. Versione dimmerabile 1-10V o DALI con alimentatore remoto 24Vdc a richiesta.

Power LED source included. Equipped with an integrated snoot for higher visual comfort: the asymmetrical cut visor is available as an accessory. Collimators are available as an accessory to modify the beam opening. Integrated electric power supply 220-240V ON/OFF. Fixing plate included. The electrical connection is made on the inside of the plate by means of a watertight connector included. To guarantee its water tightness, it is recommended to use flexible cables designed for outdoor use. Ground spike for ground installations to be ordered separately. Upon request: 1-10V or DALI dimmable version with 24Vdc remote power supply.

2200K disponibile su richiesta.

2200K available on request.

Optic Narrow Spot 7°

Power Led: 3,5W - 168 lm ≠ FIXT 143 lm - 2700K/CRI 80 - 220-240V / 3,5W - 174 lm ≠ FIXT 149 lm - 3000K/CRI 80 - 220-240V / 3,5W - 180 lm ≠ FIXT 154 lm - 4000K/CRI 80 - 220-240V

2700K

Non Dimmable

- F025B2AA001
- F025B2AA006
- F025B2AA012
- F025B2AA018
- F025B2AA030
- F025B2AA033

3000K

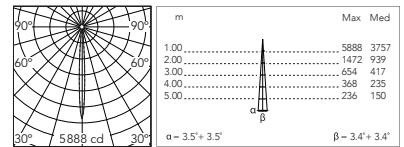
Non Dimmable

- F025B3AA001
- F025B3AA006
- F025B3AA012
- F025B3AA018
- F025B3AA030
- F025B3AA033

4000K

Non Dimmable

- F025B4AA001
- F025B4AA006
- F025B4AA012
- F025B4AA018
- F025B4AA030
- F025B4AA033



@ 3000K

Optic Spot 14°

Power Led: 7,9W - 671 lm ≠ FIXT 550 lm - 2700K/CRI 80 - 220-240V / 7,9W - 696 lm ≠ FIXT 571 lm - 3000K/CRI 80 - 220-240V / 7,9W - 720 lm ≠ FIXT 591 lm - 4000K/CRI 80 - 220-240V

2700K

Non Dimmable

- F025B2BA001
- F025B2BA006
- F025B2BA012
- F025B2BA018
- F025B2BA030
- F025B2BA033

3000K

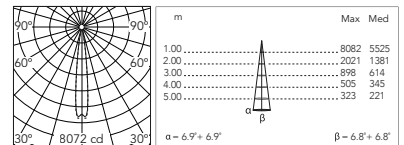
Non Dimmable

- F025B3BA001
- F025B3BA006
- F025B3BA012
- F025B3BA018
- F025B3BA030
- F025B3BA033

4000K

Non Dimmable

- F025B4BA001
- F025B4BA006
- F025B4BA012
- F025B4BA018
- F025B4BA030
- F025B4BA033



@ 3000K

Optic Medium Flood 24,5°

Power Led: 7,9W - 671 lm ≠ FIXT 499 lm - 2700K/CRI 80 - 220-240V / 7,9W - 696 lm ≠ FIXT 518 lm - 3000K/CRI 80 - 220-240V / 7,9W - 720 lm ≠ FIXT 536 lm - 4000K/CRI 80 - 220-240V

2700K

Non Dimmable

- F025B2CA001
- F025B2CA006
- F025B2CA012
- F025B2CA018
- F025B2CA030
- F025B2CA033

3000K

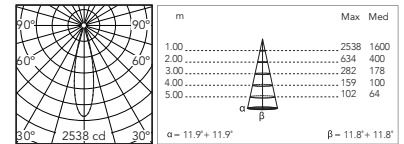
Non Dimmable

- F025B3CA001
- F025B3CA006
- F025B3CA012
- F025B3CA018
- F025B3CA030
- F025B3CA033

4000K

Non Dimmable

- F025B4CA001
- F025B4CA006
- F025B4CA012
- F025B4CA018
- F025B4CA030
- F025B4CA033



@ 3000K

Optic Flood 32°

Power Led: 7,9W - 671 lm ≠ FIXT 482 lm - 2700K/CRI 80 - 220-240V / 7,9W - 696 lm ≠ FIXT 500 lm - 3000K/CRI 80 - 220-240V / 7,9W - 720 lm ≠ FIXT 518 lm - 4000K/CRI 80 - 220-240V

2700K

Non Dimmable

- F025B2DA001
- F025B2DA006
- F025B2DA012
- F025B2DA018
- F025B2DA030
- F025B2DA033

3000K

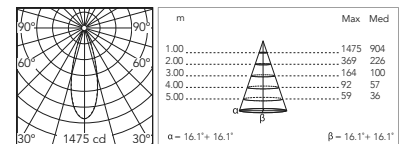
Non Dimmable

- F025B3DA001
- F025B3DA006
- F025B3DA012
- F025B3DA018
- F025B3DA030
- F025B3DA033

4000K

Non Dimmable

- F025B4DA001
- F025B4DA006
- F025B4DA012
- F025B4DA018
- F025B4DA030
- F025B4DA033



@ 3000K

Spine 1 Ultra

Optic Wide Flood 49°

Power Led: 7,9W - 671 lm ≠ FIXT 480 lm - 2700K/CRI 80 - 220-240V / 7,9W - 696 lm ≠ FIXT 490 lm - 3000K/CRI 80 - 220-240V / 7,9W - 720 lm ≠ FIXT 505 lm - 4000K/CRI 80 - 220-240V

2700K

Non Dimmable

- F025B2EA001
- F025B2EA006
- F025B2EA012
- F025B2EA018
- F025B2EA030
- F025B2EA033

3000K

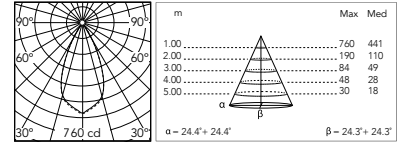
Non Dimmable

- F025B3EA001
- F025B3EA006
- F025B3EA012
- F025B3EA018
- F025B3EA030
- F025B3EA033

4000K

Non Dimmable

- F025B4EA001
- F025B4EA006
- F025B4EA012
- F025B4EA018
- F025B4EA030
- F025B4EA033



@ 3000K

Optic Elliptical 1 13,5° x 50°

Power Led: 7,9W - 671 lm ≠ FIXT 500 lm - 2700K/CRI 80 - 220-240V / 7,9W - 696 lm ≠ FIXT 519 lm - 3000K/CRI 80 - 220-240V / 7,9W - 720 lm ≠ FIXT 537 lm - 4000K/CRI 80 - 220-240V

2700K

Non Dimmable

- F025B2FA001
- F025B2FA006
- F025B2FA012
- F025B2FA018
- F025B2FA030
- F025B2FA033

3000K

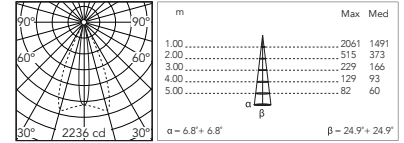
Non Dimmable

- F025B3FA001
- F025B3FA006
- F025B3FA012
- F025B3FA018
- F025B3FA030
- F025B3FA033

4000K

Non Dimmable

- F025B4FA001
- F025B4FA006
- F025B4FA012
- F025B4FA018
- F025B4FA030
- F025B4FA033



@ 3000K

Optic Elliptical 2 26° x 51°

Power Led: 7,9W - 671 lm ≠ FIXT 487 lm - 2700K/CRI 80 - 220-240V / 7,9W - 696 lm ≠ FIXT 505 lm - 3000K/CRI 80 - 220-240V / 7,9W - 720 lm ≠ FIXT 523 lm - 4000K/CRI 80 - 220-240V

2700K

Non Dimmable

- F025B2GA001
- F025B2GA006
- F025B2GA012
- F025B2GA018
- F025B2GA030
- F025B2GA033

3000K

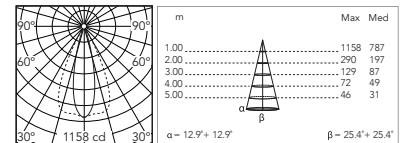
Non Dimmable

- F025B3GA001
- F025B3GA006
- F025B3GA012
- F025B3GA018
- F025B3GA030
- F025B3GA033

4000K

Non Dimmable

- F025B4GA001
- F025B4GA006
- F025B4GA012
- F025B4GA018
- F025B4GA030
- F025B4GA033



@ 3000K

Optic Wall Washer

Power Led: 7,9W - 671 lm ≠ FIXT 471 lm - 2700K/CRI 80 - 220-240V / 7,9W - 696 lm ≠ FIXT 489 lm - 3000K/CRI 80 - 220-240V / 7,9W - 720 lm ≠ FIXT 506 lm - 4000K/CRI 80 - 220-240V

2700K

Non Dimmable

- F025B2HA001
- F025B2HA006
- F025B2HA012
- F025B2HA018
- F025B2HA030
- F025B2HA033

3000K

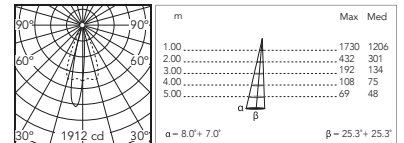
Non Dimmable

- F025B3HA001
- F025B3HA006
- F025B3HA012
- F025B3HA018
- F025B3HA030
- F025B3HA033

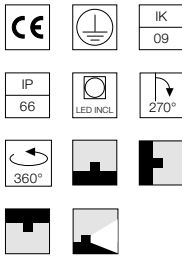
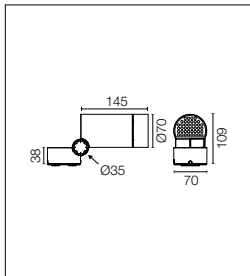
4000K

Non Dimmable

- F025B4HA001
- F025B4HA006
- F025B4HA012
- F025B4HA018
- F025B4HA030
- F025B4HA033



@ 3000K



Sorgente Power LED ad alta efficienza inclusa. Equipaggiamento con snoot integrato per un maggiore comfort visivo; accessorio visor a taglio asimmetrico disponibile. Accessori collimatori disponibili per variare le aperture del fascio luminoso. Alimentazione elettrica 220-240V ON/OFF integrata. Base di fissaggio inclusa. Connessione elettrica da effettuarsi all'interno della base tramite connettore a tenuta stagna incluso; per garantire la tenuta è consigliabile utilizzare cavi flessibili idonei all'impiego in ambienti esterni. Accessorio picchetto per installazione a terra da ordinare separatamente. Versione dimmerabile 1-10V o DALI con alimentatore remoto 24Vdc a richiesta.

Energy-efficient Power LED source included Equipped with an integrated snoot for higher visual comfort: the asymmetrical cut visor is available as an accessory. Collimators are available as an accessory to modify the beam opening. Integrated electric power supply 220-240V ON/OFF. Fixing plate included. The electrical connection is made on the inside of the plate by means of a watertight connector included. To guarantee its water tightness, it is recommended to use flexible cables designed for outdoor use. Ground spike for ground installations to be ordered separately. Upon request: 1-10V or DALI dimmable version with 24Vdc remote power supply.

Optic Spot 12°

Power Led: 10,5W - 920 lm ≠ FIXT 680 lm - 2700K/CRI 80 - 220-240V / 10,5W - 966 lm ≠ FIXT 706 lm - 3000K/CRI 80 - 220-240V / 10,5W - 1012 lm ≠ FIXT 730 lm - 4000K/CRI 80 - 220-240V

2700K

Non Dimmable

- F025C2BA001
- F025C2BA006
- F025C2BA012
- F025C2BA018
- F025C2BA030
- F025C2BA033

3000K

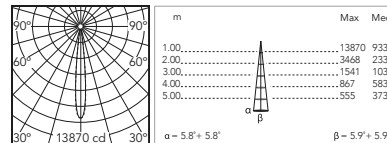
Non Dimmable

- F025C3BA001
- F025C3BA006
- F025C3BA012
- F025C3BA018
- F025C3BA030
- F025C3BA033

4000K

Non Dimmable

- F025C4BA001
- F025C4BA006
- F025C4BA012
- F025C4BA018
- F025C4BA030
- F025C4BA033



@ 3000K

Optic Medium Flood 26,5°

Power Led: 10,5W - 920 lm ≠ FIXT 594 lm - 2700K/CRI 80 - 220-240V / 10,5W - 966 lm ≠ FIXT 630 lm - 3000K/CRI 80 - 220-240V / 10,5W - 1012 lm ≠ FIXT 654 lm - 4000K/CRI 80 - 220-240V

2700K

Non Dimmable

- F025C2CA001
- F025C2CA006
- F025C2CA012
- F025C2CA018
- F025C2CA030
- F025C2CA033

3000K

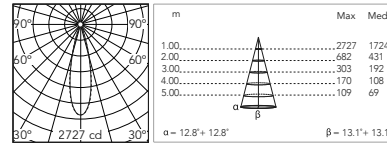
Non Dimmable

- F025C3CA001
- F025C3CA006
- F025C3CA012
- F025C3CA018
- F025C3CA030
- F025C3CA033

4000K

Non Dimmable

- F025C4CA001
- F025C4CA006
- F025C4CA012
- F025C4CA018
- F025C4CA030
- F025C4CA033



@ 3000K

Optic Flood 33,5°

Power Led: 10,5W - 920 lm ≠ FIXT 592 lm - 2700K/CRI 80 - 220-240V / 10,5W - 966 lm ≠ FIXT 627 lm - 3000K/CRI 80 - 220-240V / 10,5W - 1012 lm ≠ FIXT 651 lm - 4000K/CRI 80 - 220-240V

2700K

Non Dimmable

- F025C2DA001
- F025C2DA006
- F025C2DA012
- F025C2DA018
- F025C2DA030
- F025C2DA033

3000K

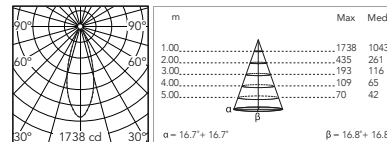
Non Dimmable

- F025C3DA001
- F025C3DA006
- F025C3DA012
- F025C3DA018
- F025C3DA030
- F025C3DA033

4000K

Non Dimmable

- F025C4DA001
- F025C4DA006
- F025C4DA012
- F025C4DA018
- F025C4DA030
- F025C4DA033



@ 3000K

Optic Wide Flood 50°

Power Led: 10,5W - 920 lm ≠ FIXT 591 lm - 2700K/CRI 80 - 220-240V / 10,5W - 966 lm ≠ FIXT 619 lm - 3000K/CRI 80 - 220-240V / 10,5W - 1012 lm ≠ FIXT 650 lm - 4000K/CRI 80 - 220-240V

2700K

Non Dimmable

- F025C2EA001
- F025C2EA006
- F025C2EA012
- F025C2EA018
- F025C2EA030
- F025C2EA033

3000K

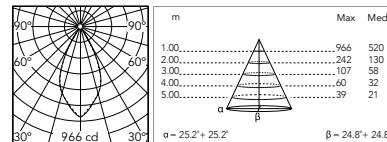
Non Dimmable

- F025C3EA001
- F025C3EA006
- F025C3EA012
- F025C3EA018
- F025C3EA030
- F025C3EA033

4000K

Non Dimmable

- F025C4EA001
- F025C4EA006
- F025C4EA012
- F025C4EA018
- F025C4EA030
- F025C4EA033



@ 3000K

Spine 1 Ultra Hp

Optic Elliptical 1 11,5° x 49°

Power Led: 10,5W - 920 lm ≠ FIXT 603 lm - 2700K/CRI 80 - 220-240V / 10,5W - 966 lm ≠ FIXT 639 lm - 3000K/CRI 80 - 220-240V / 10,5W - 1012 lm ≠ FIXT 663 lm - 4000K/CRI 80 - 220-240V

2700K

Non Dimmable

- F025C2FA001
- F025C2FA006
- F025C2FA012
- F025C2FA018
- F025C2FA030
- F025C2FA033

3000K

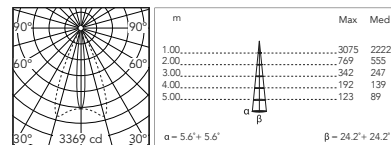
Non Dimmable

- F025C3FA001
- F025C3FA006
- F025C3FA012
- F025C3FA018
- F025C3FA030
- F025C3FA033

4000K

Non Dimmable

- F025C4FA001
- F025C4FA006
- F025C4FA012
- F025C4FA018
- F025C4FA030
- F025C4FA033



@ 3000K

Optic Elliptical 2 25,5° x 50°

Power Led: 10,5W - 920 lm ≠ FIXT 601 lm - 2700K/CRI 80 - 220-240V / 10,5W - 966 lm ≠ FIXT 624 lm - 3000K/CRI 80 - 220-240V / 10,5W - 1012 lm ≠ FIXT 645 lm - 4000K/CRI 80 - 220-240V

2700K

Non Dimmable

- F025C2GA001
- F025C2GA006
- F025C2GA012
- F025C2GA018
- F025C2GA030
- F025C2GA033

3000K

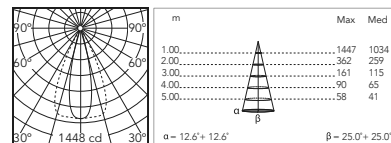
Non Dimmable

- F025C3GA001
- F025C3GA006
- F025C3GA012
- F025C3GA018
- F025C3GA030
- F025C3GA033

4000K

Non Dimmable

- F025C4GA001
- F025C4GA006
- F025C4GA012
- F025C4GA018
- F025C4GA030
- F025C4GA033



@ 3000K

Optic Wall Washer

Power Led: 10,5W - 920 lm ≠ FIXT 574 lm - 2700K/CRI 80 - 220-240V / 10,5W - 966 lm ≠ FIXT 609 lm - 3000K/CRI 80 - 220-240V / 10,5W - 1012 lm ≠ FIXT 631 lm - 4000K/CRI 80 - 220-240V

2700K

Non Dimmable

- F025C2HA001
- F025C2HA006
- F025C2HA012
- F025C2HA018
- F025C2HA030
- F025C2HA033

3000K

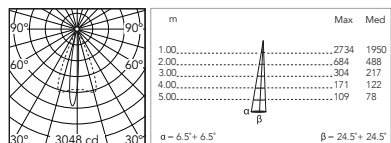
Non Dimmable

- F025C3HA001
- F025C3HA006
- F025C3HA012
- F025C3HA018
- F025C3HA030
- F025C3HA033

4000K

Non Dimmable

- F025C4HA001
- F025C4HA006
- F025C4HA012
- F025C4HA018
- F025C4HA030
- F025C4HA033



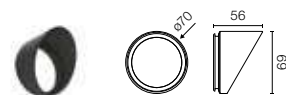
@ 3000K

Spine 1 Ultra: Accessori / Accessories

Visor

Visor

- F025Z050001
- F025Z050006
- F025Z050012
- F025Z050018
- F025Z050030
- F025Z050033



Picchetto per installazione nel terreno.

Ground spike.


F026Z010000



Honeycomb

Honeycomb Louvre

F025Z060000

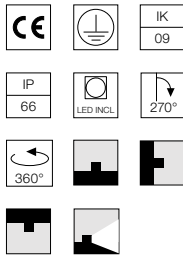
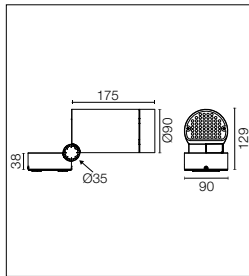


Lenti converter / Converter lenses:

- Converter Spine 1 Optic Medium Flood
- Converter Spine 1 Optic Flood
- Converter Spine 1 Optic Wide Flood
- Converter Spine 1 Optic Elliptic 1
- Converter Spine 1 Optic Elliptic 2
- Converter Spine 1 Optic Wall Washer

- F029Z010000
- F029Z011000
- F029Z012000
- F029Z013000
- F029Z014000
- F029Z015000





Sorgente Power LED. Equipaggiato con snoot integrato per un maggiore comfort visivo; accessorio visor a taglio asimmetrico disponibile. Accessori collimatori disponibili per variare le aperture del fascio luminoso. Alimentazione elettrica 220-240V ON/OFF e dimmerabile 1-10V o DALI integrata. Base di fissaggio inclusa. Connessione elettrica da effettuarsi all'interno della tenuta è consigliabile utilizzare cavi flessibili idonei all'impiego in ambienti esterni. Accessorio picchetto per installazione a terra da ordinare separatamente.

Power LED source included. Equipped with an integrated snoot for higher visual comfort: the asymmetrical cut visor is available as an accessory. Collimators are available as an accessory to modify the beam opening. Integrated electric power supply 220-240V ON/OFF and adjustable 1-10V or DALI. Fixing plate included. The electrical connection is made on the inside of the plate by means of a watertight connector included. To guarantee its water tightness, it is recommended to use flexible cables designed for outdoor use. Ground spike for ground installations to be ordered separately.

Optic Narrow Spot
2200K disponibile su richiesta.

Optic Narrow Spot
2200K available on request.

Optic Narrow Spot 6°

Power Led: 4,1W - 248 lm ≠ FIXT 230 lm - 2700K/CRI 80 - 220-240V / 4,1W - 258 lm ≠ FIXT 239 lm - 3000K/CRI 80 - 220-240V / 4,1W - 267 lm ≠ FIXT 247 lm - 4000K/CRI 80 - 220-240V

2700K

Non Dimmable

- F026B2AA001
- F026B2AA006
- F026B2AA012
- F026B2AA018
- F026B2AA030
- F026B2AA033
- 1-10V
- F026B2AB001
- F026B2AB006
- F026B2AB012
- F026B2AB018
- F026B2AB030
- F026B2AB033
- Dali
- F026B2AD001
- F026B2AD006
- F026B2AD012
- F026B2AD018
- F026B2AD030
- F026B2AD033

3000K

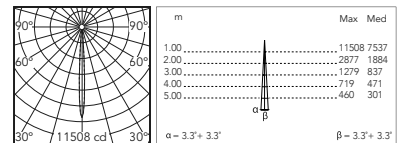
Non Dimmable

- F026B3AA001
- F026B3AA006
- F026B3AA012
- F026B3AA018
- F026B3AA030
- F026B3AA033
- 1-10V
- F026B3AB001
- F026B3AB006
- F026B3AB012
- F026B3AB018
- F026B3AB030
- F026B3AB033
- Dali
- F026B3AD001
- F026B3AD006
- F026B3AD012
- F026B3AD018
- F026B3AD030
- F026B3AD033

4000K

Non Dimmable

- F026B4AA001
- F026B4AA006
- F026B4AA012
- F026B4AA018
- F026B4AA030
- F026B4AA033
- 1-10V
- F026B4AB001
- F026B4AB006
- F026B4AB012
- F026B4AB018
- F026B4AB030
- F026B4AB033
- Dali
- F026B4AD001
- F026B4AD006
- F026B4AD012
- F026B4AD018
- F026B4AD030
- F026B4AD033



@ 3000K

Optic Spot 9,5°

Power Led: 10,5W - 920 lm ≠ FIXT 769 lm - 2700K/CRI 80 - 220-240V / 10,5W - 966 lm ≠ FIXT 808 lm - 3000K/CRI 80 - 220-240V / 10,5W - 1012 lm ≠ FIXT 846 lm - 4000K/CRI 80 - 220-240V

2700K

Non Dimmable

- F026B2BA001
- F026B2BA006
- F026B2BA012
- F026B2BA018
- F026B2BA030
- F026B2BA033
- 1-10V
- F026B2BB001
- F026B2BB006
- F026B2BB012
- F026B2BB018
- F026B2BB030
- F026B2BB033
- Dali
- F026B2BD001
- F026B2BD006
- F026B2BD012
- F026B2BD018
- F026B2BD030
- F026B2BD033

3000K

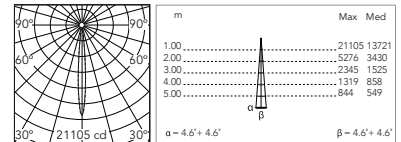
Non Dimmable

- F026B3BA001
- F026B3BA006
- F026B3BA012
- F026B3BA018
- F026B3BA030
- F026B3BA033
- 1-10V
- F026B3BB001
- F026B3BB006
- F026B3BB012
- F026B3BB018
- F026B3BB030
- F026B3BB033
- Dali
- F026B3BD001
- F026B3BD006
- F026B3BD012
- F026B3BD018
- F026B3BD030
- F026B3BD033

4000K

Non Dimmable

- F026B4BA001
- F026B4BA006
- F026B4BA012
- F026B4BA018
- F026B4BA030
- F026B4BA033
- 1-10V
- F026B4BB001
- F026B4BB006
- F026B4BB012
- F026B4BB018
- F026B4BB030
- F026B4BB033
- Dali
- F026B4BD001
- F026B4BD006
- F026B4BD012
- F026B4BD018
- F026B4BD030
- F026B4BD033



@ 3000K

Optic Medium Flood 28°

Power Led: 10,5W - 920 lm ≠ FIXT 715 lm - 2700K/CRI 80 - 220-240V / 10,5W - 966 lm ≠ FIXT 742 lm - 3000K/CRI 80 - 220-240V / 10,5W - 1012 lm ≠ FIXT 767 lm - 4000K/CRI 80 - 220-240V

2700K

Non Dimmable

- F026B2CA001
 - F026B2CA006
 - F026B2CA012
 - F026B2CA018
 - F026B2CA030
 - F026B2CA033
- 1-10V
- F026B2CB001
 - F026B2CB006
 - F026B2CB012
 - F026B2CB018
 - F026B2CB030
 - F026B2CB033
- Dali
- F026B2CD001
 - F026B2CD006
 - F026B2CD012
 - F026B2CD018
 - F026B2CD030
 - F026B2CD033

3000K

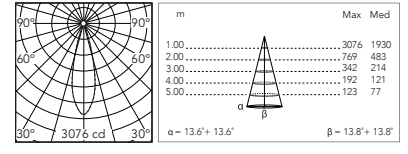
Non Dimmable

- F026B3CA001
 - F026B3CA006
 - F026B3CA012
 - F026B3CA018
 - F026B3CA030
 - F026B3CA033
- 1-10V
- F026B3CB001
 - F026B3CB006
 - F026B3CB012
 - F026B3CB018
 - F026B3CB030
 - F026B3CB033
- Dali
- F026B3CD001
 - F026B3CD006
 - F026B3CD012
 - F026B3CD018
 - F026B3CD030
 - F026B3CD033

4000K

Non Dimmable

- F026B4CA001
 - F026B4CA006
 - F026B4CA012
 - F026B4CA018
 - F026B4CA030
 - F026B4CA033
- 1-10V
- F026B4CB001
 - F026B4CB006
 - F026B4CB012
 - F026B4CB018
 - F026B4CB030
 - F026B4CB033
- Dali
- F026B4CD001
 - F026B4CD006
 - F026B4CD012
 - F026B4CD018
 - F026B4CD030
 - F026B4CD033



Optic Flood 33°

Power Led: 10,5W - 920 lm ≠ FIXT 695 lm - 2700K/CRI 80 - 220-240V / 10,5W - 966 lm ≠ FIXT 721 lm - 3000K/CRI 80 - 220-240V / 10,5W - 1012 lm ≠ FIXT 746 lm - 4000K/CRI 80 - 220-240V

2700K

Non Dimmable

- F026B2DA001
 - F026B2DA006
 - F026B2DA012
 - F026B2DA018
 - F026B2DA030
 - F026B2DA033
- 1-10V
- F026B2DB001
 - F026B2DB006
 - F026B2DB012
 - F026B2DB018
 - F026B2DB030
 - F026B2DB033
- Dali
- F026B2DD001
 - F026B2DD006
 - F026B2DD012
 - F026B2DD018
 - F026B2DD030
 - F026B2DD033

3000K

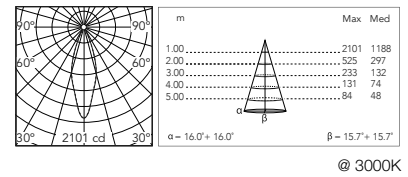
Non Dimmable

- F026B3DA001
 - F026B3DA006
 - F026B3DA012
 - F026B3DA018
 - F026B3DA030
 - F026B3DA033
- 1-10V
- F026B3DB001
 - F026B3DB006
 - F026B3DB012
 - F026B3DB018
 - F026B3DB030
 - F026B3DB033
- Dali
- F026B3DD001
 - F026B3DD006
 - F026B3DD012
 - F026B3DD018
 - F026B3DD030
 - F026B3DD033

4000K

Non Dimmable

- F026B4DA001
 - F026B4DA006
 - F026B4DA012
 - F026B4DA018
 - F026B4DA030
 - F026B4DA033
- 1-10V
- F026B4DB001
 - F026B4DB006
 - F026B4DB012
 - F026B4DB018
 - F026B4DB030
 - F026B4DB033
- Dali
- F026B4DD001
 - F026B4DD006
 - F026B4DD012
 - F026B4DD018
 - F026B4DD030
 - F026B4DD033



Optic Wide Flood 51°

Power Led: 10,5W - 920 lm ≠ FIXT 711 lm - 2700K/CRI 80 - 220-240V / 10,5W - 966 lm ≠ FIXT 741 lm - 3000K/CRI 80 - 220-240V / 10,5W - 1012 lm ≠ FIXT 778 lm - 4000K/CRI 80 - 220-240V

2700K

Non Dimmable

- F026B2EA001
 - F026B2EA006
 - F026B2EA012
 - F026B2EA018
 - F026B2EA030
 - F026B2EA033
- 1-10V
- F026B2EB001
 - F026B2EB006
 - F026B2EB012
 - F026B2EB018
 - F026B2EB030
 - F026B2EB033
- Dali
- F026B2ED001
 - F026B2ED006
 - F026B2ED012
 - F026B2ED018
 - F026B2ED030
 - F026B2ED033

3000K

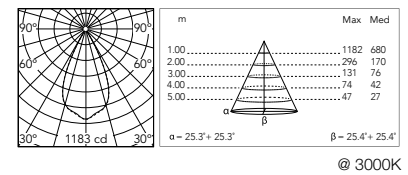
Non Dimmable

- F026B3EA001
 - F026B3EA006
 - F026B3EA012
 - F026B3EA018
 - F026B3EA030
 - F026B3EA033
- 1-10V
- F026B3EB001
 - F026B3EB006
 - F026B3EB012
 - F026B3EB018
 - F026B3EB030
 - F026B3EB033
- Dali
- F026B3ED001
 - F026B3ED006
 - F026B3ED012
 - F026B3ED018
 - F026B3ED030
 - F026B3ED033

4000K

Non Dimmable

- F026B4EA001
 - F026B4EA006
 - F026B4EA012
 - F026B4EA018
 - F026B4EA030
 - F026B4EA033
- 1-10V
- F026B4EB001
 - F026B4EB006
 - F026B4EB012
 - F026B4EB018
 - F026B4EB030
 - F026B4EB033
- Dali
- F026B4ED001
 - F026B4ED006
 - F026B4ED012
 - F026B4ED018
 - F026B4ED030
 - F026B4ED033



Optic Elliptical 1 9,5° x 48°

Power Led: 10,5W - 920 lm ≠ FIXT 717 lm - 2700K/CRI 80 - 220-240V / 10,5W - 966 lm ≠ FIXT 744 lm - 3000K/CRI 80 - 220-240V / 10,5W - 1012 lm ≠ FIXT 770 lm - 4000K/CRI 80 - 220-240V

2700K

Non Dimmable

- F026B2FA001
- F026B2FA006
- F026B2FA012
- F026B2FA018
- F026B2FA030
- F026B2FA033
- 1-10V
- F026B2FB001
- F026B2FB006
- F026B2FB012
- F026B2FB018
- F026B2FB030
- F026B2FB033
- Dali
- F026B2FD001
- F026B2FD006
- F026B2FD012
- F026B2FD018
- F026B2FD030
- F026B2FD033

3000K

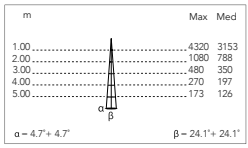
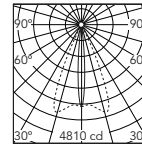
Non Dimmable

- F026B3FA001
- F026B3FA006
- F026B3FA012
- F026B3FA018
- F026B3FA030
- F026B3FA033
- 1-10V
- F026B3FB001
- F026B3FB006
- F026B3FB012
- F026B3FB018
- F026B3FB030
- F026B3FB033
- Dali
- F026B3FD001
- F026B3FD006
- F026B3FD012
- F026B3FD018
- F026B3FD030
- F026B3FD033

4000K

Non Dimmable

- F026B4FA001
- F026B4FA006
- F026B4FA012
- F026B4FA018
- F026B4FA030
- F026B4FA033
- 1-10V
- F026B4FB001
- F026B4FB006
- F026B4FB012
- F026B4FB018
- F026B4FB030
- F026B4FB033
- Dali
- F026B4FD001
- F026B4FD006
- F026B4FD012
- F026B4FD018
- F026B4FD030
- F026B4FD033



@ 3000K

Optic Elliptical 2 24° x 50°

Power Led: 10,5W - 920 lm ≠ FIXT 699 lm - 2700K/CRI 80 - 220-240V / 10,5W - 966 lm ≠ FIXT 725 lm - 3000K/CRI 80 - 220-240V / 10,5W - 1012 lm ≠ FIXT 750 lm - 4000K/CRI 80 - 220-240V

2700K

Non Dimmable

- F026B2GA001
- F026B2GA006
- F026B2GA012
- F026B2GA018
- F026B2GA030
- F026B2GA033
- 1-10V
- F026B2GB001
- F026B2GB006
- F026B2GB012
- F026B2GB018
- F026B2GB030
- F026B2GB033
- Dali
- F026B2GD001
- F026B2GD006
- F026B2GD012
- F026B2GD018
- F026B2GD030
- F026B2GD033

3000K

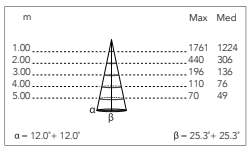
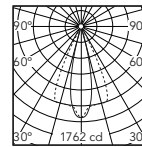
Non Dimmable

- F026B3GA001
- F026B3GA006
- F026B3GA012
- F026B3GA018
- F026B3GA030
- F026B3GA033
- 1-10V
- F026B3GB001
- F026B3GB006
- F026B3GB012
- F026B3GB018
- F026B3GB030
- F026B3GB033
- Dali
- F026B3GD001
- F026B3GD006
- F026B3GD012
- F026B3GD018
- F026B3GD030
- F026B3GD033

4000K

Non Dimmable

- F026B4GA001
- F026B4GA006
- F026B4GA012
- F026B4GA018
- F026B4GA030
- F026B4GA033
- 1-10V
- F026B4GB001
- F026B4GB006
- F026B4GB012
- F026B4GB018
- F026B4GB030
- F026B4GB033
- Dali
- F026B4GD001
- F026B4GD006
- F026B4GD012
- F026B4GD018
- F026B4GD030
- F026B4GD033



@ 3000K

Optic Wall Washer

Power Led: 10,5W - 920 lm ≠ FIXT 673 lm - 2700K/CRI 80 - 220-240V / 10,5W - 966 lm ≠ FIXT 698 lm - 3000K/CRI 80 - 220-240V / 10,5W - 1012 lm ≠ FIXT 672 lm - 4000K/CRI 80 - 220-240V

2700K

Non Dimmable

- F026B2HA001
- F026B2HA006
- F026B2HA012
- F026B2HA018
- F026B2HA030
- F026B2HA033
- 1-10V
- F026B2HB001
- F026B2HB006
- F026B2HB012
- F026B2HB018
- F026B2HB030
- F026B2HB033
- Dali
- F026B2HD001
- F026B2HD006
- F026B2HD012
- F026B2HD018
- F026B2HD030
- F026B2HD033

3000K

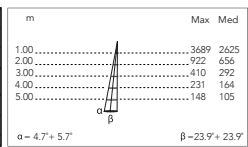
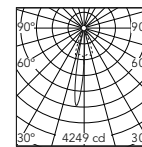
Non Dimmable

- F026B3HA001
- F026B3HA006
- F026B3HA012
- F026B3HA018
- F026B3HA030
- F026B3HA033
- 1-10V
- F026B3HB001
- F026B3HB006
- F026B3HB012
- F026B3HB018
- F026B3HB030
- F026B3HB033
- Dali
- F026B3HD001
- F026B3HD006
- F026B3HD012
- F026B3HD018
- F026B3HD030
- F026B3HD033

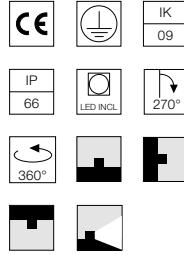
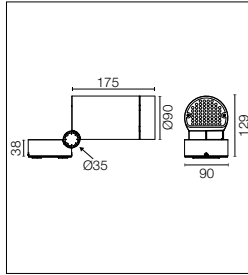
4000K

Non Dimmable

- F026B4HA001
- F026B4HA006
- F026B4HA012
- F026B4HA018
- F026B4HA030
- F026B4HA033
- 1-10V
- F026B4HB001
- F026B4HB006
- F026B4HB012
- F026B4HB018
- F026B4HB030
- F026B4HB033
- Dali
- F026B4HD001
- F026B4HD006
- F026B4HD012
- F026B4HD018
- F026B4HD030
- F026B4HD033



@ 3000K



Sorgente Power LED ad alta efficienza inclusa. Equipaggiato con snoot integrato per un maggiore comfort visivo; accessorio visor a taglio asimmetrico disponibile. Accessori collimatori disponibili per variare le aperture del fascio luminoso. Alimentazione elettrica 220-240V ON/OFF e dimmerabile 1-10V o DALI integrata. Base di fissaggio inclusa. Connessione elettrica da effettuarsi all'interno della base tramite connettore a tenuta stagna incluso; per garantire la tenuta è consigliabile utilizzare cavi flessibili idonei all'impiego in ambienti esterni. Accessorio picchetto per installazione a terra da ordinare separatamente.

Energy-efficient Power LED source included Equipped with an integrated snoot for higher visual comfort: the asymmetrical cut visor is available as an accessory. Collimators are available as an accessory to modify the beam opening. Integrated electric power supply 220-240V ON/OFF and adjustable 1-10V or DALI. Fixing plate included. The electrical connection is made on the inside of the plate by means of a watertight connector included. To guarantee its water tightness, it is recommended to use flexible cables designed for outdoor use. Ground spike for ground installations to be ordered separately.

2200K disponibile su richiesta.

2200K available on request.

Optic Spot 14,5°

Power Led: 17W - 1739 lm ≠ FIXT 1443 lm - 2700K/CRI 80 - 220-240V / 17W - 1803 lm ≠ FIXT 1497 lm - 3000K/CRI 80 - 220-240V / 17W - 1868 lm ≠ FIXT 1548 lm - 4000K/CRI 80 - 220-240V

2700K

Non Dimmable

- F026C2BA001
- F026C2BA006
- F026C2BA012
- F026C2BA018
- F026C2BA030
- F026C2BA033
- 1-10V
- F026C2BB001
- F026C2BB006
- F026C2BB012
- F026C2BB018
- F026C2BB030
- F026C2BB033
- Dali
- F026C2BD001
- F026C2BD006
- F026C2BD012
- F026C2BD018
- F026C2BD030
- F026C2BD033

3000K

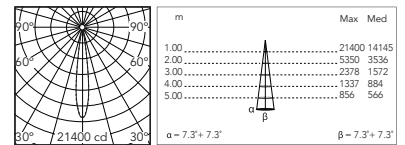
Non Dimmable

- F026C3BA001
- F026C3BA006
- F026C3BA012
- F026C3BA018
- F026C3BA030
- F026C3BA033
- 1-10V
- F026C3BB001
- F026C3BB006
- F026C3BB012
- F026C3BB018
- F026C3BB030
- F026C3BB033
- Dali
- F026C3BD001
- F026C3BD006
- F026C3BD012
- F026C3BD018
- F026C3BD030
- F026C3BD033

4000K

Non Dimmable

- F026C4BA001
- F026C4BA006
- F026C4BA012
- F026C4BA018
- F026C4BA030
- F026C4BA033
- 1-10V
- F026C4BB001
- F026C4BB006
- F026C4BB012
- F026C4BB018
- F026C4BB030
- F026C4BB033
- Dali
- F026C4BD001
- F026C4BD006
- F026C4BD012
- F026C4BD018
- F026C4BD030
- F026C4BD033



@ 3000K

Optic Medium Flood 26°

Power Led: 17W - 1739 lm ≠ FIXT 1336 lm - 2700K/CRI 80 - 220-240V / 17W - 1803 lm ≠ FIXT 1386 lm - 3000K/CRI 80 - 220-240V / 17W - 1868 lm ≠ FIXT 1434 lm - 4000K/CRI 80 - 220-240V

2700K

Non Dimmable

- F026C2CA001
- F026C2CA006
- F026C2CA012
- F026C2CA018
- F026C2CA030
- F026C2CA033
- 1-10V
- F026C2CB001
- F026C2CB006
- F026C2CB012
- F026C2CB018
- F026C2CB030
- F026C2CB033
- Dali
- F026C2CD001
- F026C2CD006
- F026C2CD012
- F026C2CD018
- F026C2CD030
- F026C2CD033

3000K

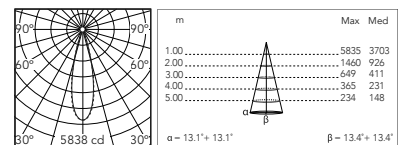
Non Dimmable

- F026C3CA001
- F026C3CA006
- F026C3CA012
- F026C3CA018
- F026C3CA030
- F026C3CA033
- 1-10V
- F026C3CB001
- F026C3CB006
- F026C3CB012
- F026C3CB018
- F026C3CB030
- F026C3CB033
- Dali
- F026C3CD001
- F026C3CD006
- F026C3CD012
- F026C3CD018
- F026C3CD030
- F026C3CD033

4000K

Non Dimmable

- F026C4CA001
- F026C4CA006
- F026C4CA012
- F026C4CA018
- F026C4CA030
- F026C4CA033
- 1-10V
- F026C4CB001
- F026C4CB006
- F026C4CB012
- F026C4CB018
- F026C4CB030
- F026C4CB033
- Dali
- F026C4CD001
- F026C4CD006
- F026C4CD012
- F026C4CD018
- F026C4CD030
- F026C4CD033



@ 3000K

Spine 2 Ultra Hp

Optic Flood 36°

Power Led: 17W - 1739 lm ≠ FIXT 1302 lm - 2700K/CRI 80 - 220-240V / 17W - 1803 lm ≠ FIXT 1351 lm - 3000K/CRI 80 - 220-240V / 17W - 1868 lm ≠ FIXT 1397 lm - 4000K/CRI 80 - 220-240V

2700K

Non Dimmable

- F026C2DA001
- F026C2DA006
- F026C2DA012
- F026C2DA018
- F026C2DA030
- F026C2DA033
- 1-10V
- F026C2DB001
- F026C2DB006
- F026C2DB012
- F026C2DB018
- F026C2DB030
- F026C2DB033
- Dali
- F026C2DD001
- F026C2DD006
- F026C2DD012
- F026C2DD018
- F026C2DD030
- F026C2DD033

3000K

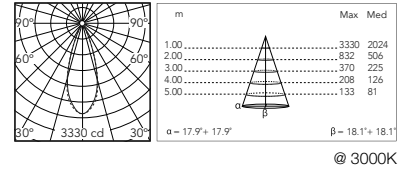
Non Dimmable

- F026C3DA001
- F026C3DA006
- F026C3DA012
- F026C3DA018
- F026C3DA030
- F026C3DA033
- 1-10V
- F026C3DB001
- F026C3DB006
- F026C3DB012
- F026C3DB018
- F026C3DB030
- F026C3DB033
- Dali
- F026C3DD001
- F026C3DD006
- F026C3DD012
- F026C3DD018
- F026C3DD030
- F026C3DD033

4000K

Non Dimmable

- F026C4DA001
- F026C4DA006
- F026C4DA012
- F026C4DA018
- F026C4DA030
- F026C4DA033
- 1-10V
- F026C4DB001
- F026C4DB006
- F026C4DB012
- F026C4DB018
- F026C4DB030
- F026C4DB033
- Dali
- F026C4DD001
- F026C4DD006
- F026C4DD012
- F026C4DD018
- F026C4DD030
- F026C4DD033



Optic Wide Flood 52°

Power Led: 17W - 1739 lm ≠ FIXT 1303 lm - 2700K/CRI 80 - 220-240V / 17W - 1803 lm ≠ FIXT 1357 lm - 3000K/CRI 80 - 220-240V / 17W - 1868 lm ≠ FIXT 1411 lm - 4000K/CRI 80 - 220-240V

2700K

Non Dimmable

- F026C2EA001
- F026C2EA006
- F026C2EA012
- F026C2EA018
- F026C2EA030
- F026C2EA033
- 1-10V
- F026C2EB001
- F026C2EB006
- F026C2EB012
- F026C2EB018
- F026C2EB030
- F026C2EB033
- Dali
- F026C2ED001
- F026C2ED006
- F026C2ED012
- F026C2ED018
- F026C2ED030
- F026C2ED033

3000K

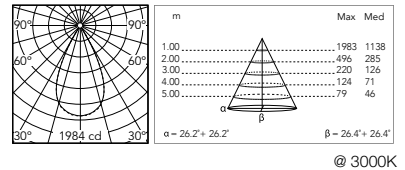
Non Dimmable

- F026C3EA001
- F026C3EA006
- F026C3EA012
- F026C3EA018
- F026C3EA030
- F026C3EA033
- 1-10V
- F026C3EB001
- F026C3EB006
- F026C3EB012
- F026C3EB018
- F026C3EB030
- F026C3EB033
- Dali
- F026C3ED001
- F026C3ED006
- F026C3ED012
- F026C3ED018
- F026C3ED030
- F026C3ED033

4000K

Non Dimmable

- F026C4EA001
- F026C4EA006
- F026C4EA012
- F026C4EA018
- F026C4EA030
- F026C4EA033
- 1-10V
- F026C4EB001
- F026C4EB006
- F026C4EB012
- F026C4EB018
- F026C4EB030
- F026C4EB033
- Dali
- F026C4ED001
- F026C4ED006
- F026C4ED012
- F026C4ED018
- F026C4ED030
- F026C4ED033



Optic Elliptical 1 14° x 50°

Power Led: 17W - 1739 lm ≠ FIXT 1315 lm - 2700K/CRI 80 - 220-240V / 17W - 1803 lm ≠ FIXT 1364 lm - 3000K/CRI 80 - 220-240V / 17W - 1868 lm ≠ FIXT 1410 lm - 4000K/CRI 80 - 220-240V

2700K

Non Dimmable

- F026C2FA001
- F026C2FA006
- F026C2FA012
- F026C2FA018
- F026C2FA030
- F026C2FA033
- 1-10V
- F026C2FB001
- F026C2FB006
- F026C2FB012
- F026C2FB018
- F026C2FB030
- F026C2FB033
- Dali
- F026C2FD001
- F026C2FD006
- F026C2FD012
- F026C2FD018
- F026C2FD030
- F026C2FD033

3000K

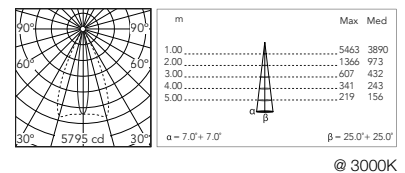
Non Dimmable

- F026C3FA001
- F026C3FA006
- F026C3FA012
- F026C3FA018
- F026C3FA030
- F026C3FA033
- 1-10V
- F026C3FB001
- F026C3FB006
- F026C3FB012
- F026C3FB018
- F026C3FB030
- F026C3FB033
- Dali
- F026C3FD001
- F026C3FD006
- F026C3FD012
- F026C3FD018
- F026C3FD030
- F026C3FD033

4000K

Non Dimmable

- F026C4FA001
- F026C4FA006
- F026C4FA012
- F026C4FA018
- F026C4FA030
- F026C4FA033
- 1-10V
- F026C4FB001
- F026C4FB006
- F026C4FB012
- F026C4FB018
- F026C4FB030
- F026C4FB033
- Dali
- F026C4FD001
- F026C4FD006
- F026C4FD012
- F026C4FD018
- F026C4FD030
- F026C4FD033



Spine 2 Ultra Hp

Optic Elliptical 2 25° x 52°

Power Led: 17W - 1739 lm ≠ FIXT 1298 lm - 2700K/CRI 80 - 220-240V / 17W - 1803 lm ≠ FIXT 1351 lm - 3000K/CRI 80 - 220-240V / 17W - 1868 lm ≠ FIXT 1393 lm - 4000K/CRI 80 - 220-240V

2700K

Non Dimmable

- F026C2GA001
- F026C2GA006
- F026C2GA012
- F026C2GA018
- F026C2GA030
- F026C2GA033
- 1-10V
- F026C2GB001
- F026C2GB006
- F026C2GB012
- F026C2GB018
- F026C2GB030
- F026C2GB033
- Dali
- F026C2GD001
- F026C2GD006
- F026C2GD012
- F026C2GD018
- F026C2GD030
- F026C2GD033

3000K

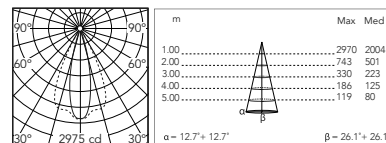
Non Dimmable

- F026C3GA001
- F026C3GA006
- F026C3GA012
- F026C3GA018
- F026C3GA030
- F026C3GA033
- 1-10V
- F026C3GB001
- F026C3GB006
- F026C3GB012
- F026C3GB018
- F026C3GB030
- F026C3GB033
- Dali
- F026C3GD001
- F026C3GD006
- F026C3GD012
- F026C3GD018
- F026C3GD030
- F026C3GD033

4000K

Non Dimmable

- F026C4GA001
- F026C4GA006
- F026C4GA012
- F026C4GA018
- F026C4GA030
- F026C4GA033
- 1-10V
- F026C4GB001
- F026C4GB006
- F026C4GB012
- F026C4GB018
- F026C4GB030
- F026C4GB033
- Dali
- F026C4GD001
- F026C4GD006
- F026C4GD012
- F026C4GD018
- F026C4GD030
- F026C4GD033



@ 3000K

Optic Wall Washer

Power Led: 17W - 1739 lm ≠ FIXT 1277 lm - 2700K/CRI 80 - 220-240V / 17W - 1803 lm ≠ FIXT 1325 lm - 3000K/CRI 80 - 220-240V / 17W - 1868 lm ≠ FIXT 1370 lm - 4000K/CRI 80 - 220-240V

2700K

Non Dimmable

- F026C2HA001
- F026C2HA006
- F026C2HA012
- F026C2HA018
- F026C2HA030
- F026C2HA033
- 1-10V
- F026C2HB001
- F026C2HB006
- F026C2HB012
- F026C2HB018
- F026C2HB030
- F026C2HB033
- Dali
- F026C2HD001
- F026C2HD006
- F026C2HD012
- F026C2HD018
- F026C2HD030
- F026C2HD033

3000K

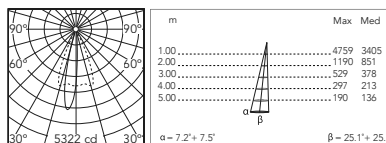
Non Dimmable

- F026C3HA001
- F026C3HA006
- F026C3HA012
- F026C3HA018
- F026C3HA030
- F026C3HA033
- 1-10V
- F026C3HB001
- F026C3HB006
- F026C3HB012
- F026C3HB018
- F026C3HB030
- F026C3HB033
- Dali
- F026C3HD001
- F026C3HD006
- F026C3HD012
- F026C3HD018
- F026C3HD030
- F026C3HD033

4000K

Non Dimmable

- F026C4HA001
- F026C4HA006
- F026C4HA012
- F026C4HA018
- F026C4HA030
- F026C4HA033
- 1-10V
- F026C4HB001
- F026C4HB006
- F026C4HB012
- F026C4HB018
- F026C4HB030
- F026C4HB033
- Dali
- F026C4HD001
- F026C4HD006
- F026C4HD012
- F026C4HD018
- F026C4HD030
- F026C4HD033



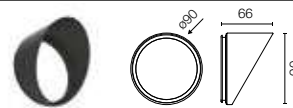
@ 3000K

Spine 2 Ultra: Accessori / Accessories

Visor

Visor

- F026Z050001
- F026Z050006
- F026Z050012
- F026Z050018
- F026Z050030
- F026Z050033



Picchetto per installazione nel terreno.

Ground spike.

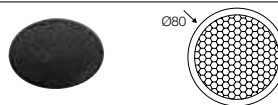
F026Z010000



Honeycomb

Honeycomb Louvre

F026Z060000



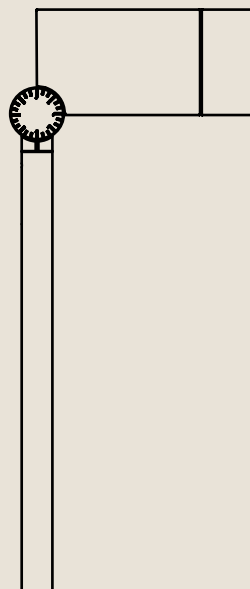
Lenti converter / Converter lenses:

- Converter Spine 2 Optic Medium Flood
- Converter Spine 2 Optic Flood
- Converter Spine 2 Optic Wide Flood
- Converter Spine 2 Optic Elliptic 1
- Converter Spine 2 Optic Elliptic 2
- Converter Spine 2 Optic Wall Washer

- F029Z020000
- F029Z021000
- F029Z022000
- F029Z023000
- F029Z024000
- F029Z025000



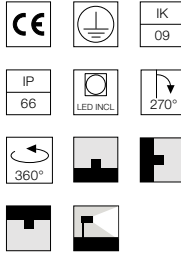
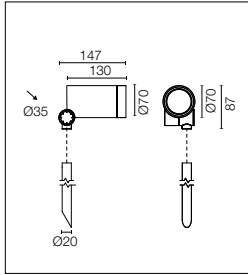
Spine F



Un supporto speciale da installare facilmente nel terreno per aumentare la versatilità del prodotto.

A special rod can be easily installed in the ground increasing the product versatility.

Spine F 1 Absolute



Sorgente COB LED inclusa. Alimentazione elettrica 220-240V ON/OFF integrata. Dotata di spezzone di cavo uscente in neoprene da 5m (10m a richiesta) per connessione elettrica remota; per garantire la tenuta è consigliabile utilizzare cavi flessibili idonei all'impiego in ambienti esterni. Accessorio asta per installazione a terra disponibile in due lunghezze da ordinare separatamente. Versione dimmerabile 1-10V o DALI con alimentatore remoto 24Vdc a richiesta.

LED COB light source included. Integrated electric power supply 220-240V ON/OFF. Equipped with a 5m neoprene cable (10m upon request) for remote connection. To guarantee its water tightness, it is recommended to use flexible cables designed for outdoor use. The rod for ground installations is available in two sizes and needs to be ordered separately. Upon request: 1-10V or DALI dimmable version with 24Vdc remote power supply.

Optic Spot 15°

CoB Led: 11W - 1247 lm ≠ FIXT 923 lm - 2700K/CRI 80 - 220-240V / 11W - 1325 lm ≠ FIXT 982 lm - 3000K/CRI 80 - 220-240V / 11W - 1364 lm ≠ FIXT 1011 lm - 4000K/CRI 80 - 220-240V

2700K

Non Dimmable

- F025F2BA001
- F025F2BA006
- F025F2BA012
- F025F2BA018
- F025F2BA030
- F025F2BA033

3000K

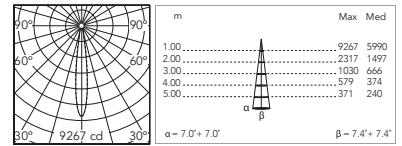
Non Dimmable

- F025F3BA001
- F025F3BA006
- F025F3BA012
- F025F3BA018
- F025F3BA030
- F025F3BA033

4000K

Non Dimmable

- F025F4BA001
- F025F4BA006
- F025F4BA012
- F025F4BA018
- F025F4BA030
- F025F4BA033



@ 3000K

Optic Medium Flood 33°

CoB Led: 11W - 1247 lm ≠ FIXT 906 lm - 2700K/CRI 80 - 220-240V / 11W - 1325 lm ≠ FIXT 964 lm - 3000K/CRI 80 - 220-240V / 11W - 1364 lm ≠ FIXT 993 lm - 4000K/CRI 80 - 220-240V

2700K

Non Dimmable

- F025F2CA001
- F025F2CA006
- F025F2CA012
- F025F2CA018
- F025F2CA030
- F025F2CA033

3000K

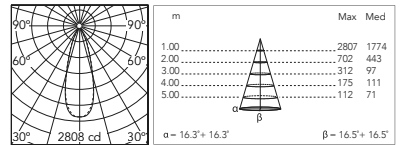
Non Dimmable

- F025F3CA001
- F025F3CA006
- F025F3CA012
- F025F3CA018
- F025F3CA030
- F025F3CA033

4000K

Non Dimmable

- F025F4CA001
- F025F4CA006
- F025F4CA012
- F025F4CA018
- F025F4CA030
- F025F4CA033



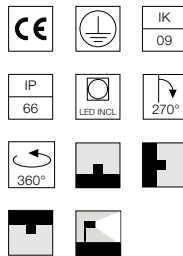
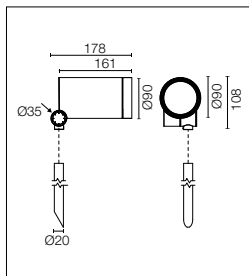
@ 3000K

Spine F 1 / F 2 Absolute: Accessori / Accessories

Honeycomb	Honeycomb Louvre	Spine F 1 F025Z060000		
Honeycomb	Honeycomb Louvre	Spine F 2 F026Z060000		
Gelbox IPX8 per connessione elettrica.	Gelbox IPX8 for splicing connectors.	Spine F 1 F990C100000		
Gelbox IPX8 per connessione elettrica.	Gelbox IPX8 for splicing connectors.	Spine F 2 F990C110000		

Spine F 1 / F 2 Absolute: Accessori per versioni non dimmable / Accessories for non-dimmable versions

Sistema di giunzione IP68 H2O Stop anti-condensa a 2 vie 4 poli.	2 way terminal block 4 poles IP68 H2O Stop.	F990C00A000		
Sistema di giunzione IP68 H2O Stop anti-condensa a 3/4 vie 4 poli. (Ø5,5÷12mm cavo).	3/4 way terminal block 4 poles IP68 H2O Stop. (ø5,5÷12mm cable).	F990C010000		



Sorgente COB LED inclusa. Alimentazione elettrica 220-240V ON/ OFF e dimmerabile 1-10V o DALI integrata. Dotata di spezzone di cavo uscente in neoprene da 5m (10m a richiesta) per connessione elettrica remota; per garantire la tenuta è consigliabile utilizzare cavi flessibili idonei all'impiego in ambienti esterni. Accessorio asta per installazione a terra disponibile in due lunghezze da ordinare separatamente.

LED COB light source included. Integrated electric power supply 220-240V ON/OFF and adjustable 1-10V or DALI. Equipped with a 5m neoprene cable (10m upon request) for remote connection. To guarantee its water tightness, it is recommended to use flexible cables designed for outdoor use. The rod for ground installations is available in two sizes and needs to be ordered separately.

Optic Spot 22°

CoB Led: 19,5W - 2197 lm ≠ FIXT 1939 lm - 2700K/CRI 80 - 220-240V / 19,5W - 2367 lm ≠ FIXT 2085 lm - 3000K/CRI 80 - 220-240V / 19,5W - 2497 lm ≠ FIXT 2120 lm - 4000K/CRI 80 - 220-240V

2700K

Non Dimmable

- F026F2BA001
- F026F2BA006
- F026F2BA012
- F026F2BA018
- F026F2BA030
- F026F2BA033
- 1-10V
- F026F2BB001
- F026F2BB006
- F026F2BB012
- F026F2BB018
- F026F2BB030
- F026F2BB033
- Dali
- F026F2BD001
- F026F2BD006
- F026F2BD012
- F026F2BD018
- F026F2BD030
- F026F2BD033

3000K

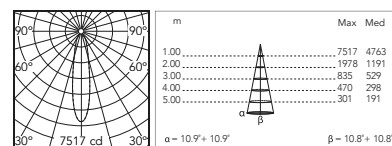
Non Dimmable

- F026F3BA001
- F026F3BA006
- F026F3BA012
- F026F3BA018
- F026F3BA030
- F026F3BA033
- 1-10V
- F026F3BB001
- F026F3BB006
- F026F3BB012
- F026F3BB018
- F026F3BB030
- F026F3BB033
- Dali
- F026F3BD001
- F026F3BD006
- F026F3BD012
- F026F3BD018
- F026F3BD030
- F026F3BD033

4000K

Non Dimmable

- F026F4BA001
- F026F4BA006
- F026F4BA012
- F026F4BA018
- F026F4BA030
- F026F4BA033
- 1-10V
- F026F4BB001
- F026F4BB006
- F026F4BB012
- F026F4BB018
- F026F4BB030
- F026F4BB033
- Dali
- F026F4BD001
- F026F4BD006
- F026F4BD012
- F026F4BD018
- F026F4BD030
- F026F4BD033



@ 3000K

Optic Medium Flood 43°

CoB Led: 19,5W - 2197 lm ≠ FIXT 2026 lm - 2700K/CRI 80 - 220-240V / 19,5W - 2367 lm ≠ FIXT 2178 lm - 3000K/CRI 80 - 220-240V / 19,5W - 2497 lm ≠ FIXT 2298 lm - 4000K/CRI 80 - 220-240V

2700K

Non Dimmable

- F026F2CA001
- F026F2CA006
- F026F2CA012
- F026F2CA018
- F026F2CA030
- F026F2CA033
- 1-10V
- F026F2CB001
- F026F2CB006
- F026F2CB012
- F026F2CB018
- F026F2CB030
- F026F2CB033
- Dali
- F026F2CD001
- F026F2CD006
- F026F2CD012
- F026F2CD018
- F026F2CD030
- F026F2CD033

3000K

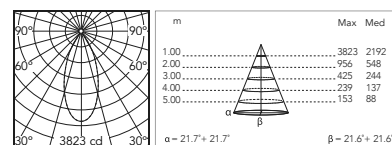
Non Dimmable

- F026F3CA001
- F026F3CA006
- F026F3CA012
- F026F3CA018
- F026F3CA030
- F026F3CA033
- 1-10V
- F026F3CB001
- F026F3CB006
- F026F3CB012
- F026F3CB018
- F026F3CB030
- F026F3CB033
- Dali
- F026F3CD001
- F026F3CD006
- F026F3CD012
- F026F3CD018
- F026F3CD030
- F026F3CD033

4000K

Non Dimmable

- F026F4CA001
- F026F4CA006
- F026F4CA012
- F026F4CA018
- F026F4CA030
- F026F4CA033
- 1-10V
- F026F4CB001
- F026F4CB006
- F026F4CB012
- F026F4CB018
- F026F4CB030
- F026F4CB033
- Dali
- F026F4CD001
- F026F4CD006
- F026F4CD012
- F026F4CD018
- F026F4CD030
- F026F4CD033



@ 3000K

Spine F 2 Absolute: Accessori per versioni Dimmerabili / Accessories for dimmable versions

Kit connettore 5 poli presa volante + spina EU IP68.

Connector kit 5-pole flying socket + EU plug IP68.

F990C080000

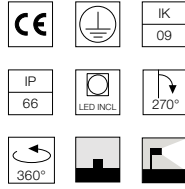
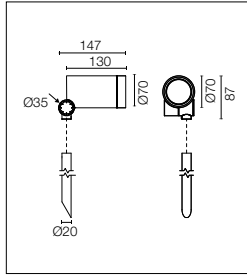


Scatola di derivazione 5 poli 4 vie IP68 (cavi 6-14 mm).

4 way junction box 5 poles IP68 (6-14 mm cables).

F990C030000





Sorgente Power LED inclusa. Equipaggiato con snoot integrato per un maggiore comfort visivo. Accessori collimatori disponibili per variare le aperture del fascio luminoso. Alimentazione elettrica 220-240V ON/OFF integrata. Dotata di spezzone di cavo uscente in neoprene da 5m (10m a richiesta) per connessione elettrica remota; per garantire la tenuta è consigliabile utilizzare cavi flessibili idonei all'impiego in ambienti esterni. Accessorio asta per installazione a terra disponibile in due lunghezze da ordinare separatamente. Versione dimmerabile 1-10V o DALI con alimentatore remoto 24Vdc a richiesta.

Power LED source included. Equipped with an integrated snoot for higher visual comfort: the asymmetrical cut visor is available as an accessory. Collimators are available as an accessory to modify the beam opening. Integrated electric power supply 220-240V ON/OFF. Equipped with a 5m neoprene cable (10m upon request) for remote connection. To guarantee its water tightness, it is recommended to use flexible cables designed for outdoor use. The rod for ground installations is available in two sizes and needs to be ordered separately. Upon request: 1-10V or DALI dimmable version with 24Vdc remote power supply.

2200K disponibile su richiesta.

2200K available on request.

Optic Narrow Spot 7°

Power Led: 3,5W - 168 lm ≠ FIXT 143 lm - 2700K/CRI 80 - 220-240V / 3,5W - 174 lm ≠ FIXT 149 lm - 3000K/CRI 80 - 220-240V / 3,5W - 180 lm ≠ FIXT 154 lm - 4000K/CRI 80 - 220-240V

2700K

Non Dimmable

- F025L2AA001
- F025L2AA006
- F025L2AA012
- F025L2AA018
- F025L2AA030
- F025L2AA033

3000K

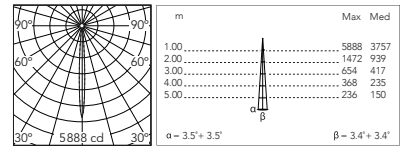
Non Dimmable

- F025L3AA001
- F025L3AA006
- F025L3AA012
- F025L3AA018
- F025L3AA030
- F025L3AA033

4000K

Non Dimmable

- F025L4AA001
- F025L4AA006
- F025L4AA012
- F025L4AA018
- F025L4AA030
- F025L4AA033



@ 3000K

Optic Spot 14°

Power Led: 7,9W - 671 lm ≠ FIXT 550 lm - 2700K/CRI 80 - 220-240V / 7,9W - 696 lm ≠ FIXT 571 lm - 3000K/CRI 80 - 220-240V / 7,9W - 720 lm ≠ FIXT 591 lm - 4000K/CRI 80 - 220-240V

2700K

Non Dimmable

- F025L2BA001
- F025L2BA006
- F025L2BA012
- F025L2BA018
- F025L2BA030
- F025L2BA033

3000K

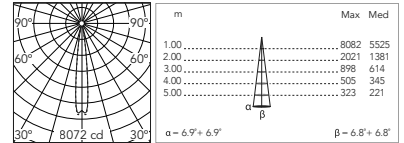
Non Dimmable

- F025L3BA001
- F025L3BA006
- F025L3BA012
- F025L3BA018
- F025L3BA030
- F025L3BA033

4000K

Non Dimmable

- F025L4BA001
- F025L4BA006
- F025L4BA012
- F025L4BA018
- F025L4BA030
- F025L4BA033



@ 3000K

Optic Medium Flood 24,5°

Power Led: 7,9W - 671 lm ≠ FIXT 499 lm - 2700K/CRI 80 - 220-240V / 7,9W - 696 lm ≠ FIXT 518 lm - 3000K/CRI 80 - 220-240V / 7,9W - 720 lm ≠ FIXT 536 lm - 4000K/CRI 80 - 220-240V

2700K

Non Dimmable

- F025L2CA001
- F025L2CA006
- F025L2CA012
- F025L2CA018
- F025L2CA030
- F025L2CA033

3000K

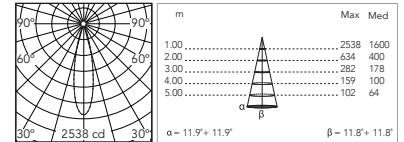
Non Dimmable

- F025L3CA001
- F025L3CA006
- F025L3CA012
- F025L3CA018
- F025L3CA030
- F025L3CA033

4000K

Non Dimmable

- F025L4CA001
- F025L4CA006
- F025L4CA012
- F025L4CA018
- F025L4CA030
- F025L4CA033



@ 3000K

Optic Flood 32°

Power Led: 7,9W - 671 lm ≠ FIXT 482 lm - 2700K/CRI 80 - 220-240V / 7,9W - 696 lm ≠ FIXT 500 lm - 3000K/CRI 80 - 220-240V / 7,9W - 720 lm ≠ FIXT 518 lm - 4000K/CRI 80 - 220-240V

2700K

Non Dimmable

- F025L2DA001
- F025L2DA006
- F025L2DA012
- F025L2DA018
- F025L2DA030
- F025L2DA033

3000K

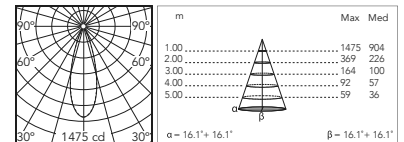
Non Dimmable

- F025L3DA001
- F025L3DA006
- F025L3DA012
- F025L3DA018
- F025L3DA030
- F025L3DA033

4000K

Non Dimmable

- F025L4DA001
- F025L4DA006
- F025L4DA012
- F025L4DA018
- F025L4DA030
- F025L4DA033



@ 3000K

Optic Wide Flood 49°

Power Led: 7,9W - 671 lm ≠ FIXT 480 lm - 2700K/CRI 80 - 220-240V / 7,9W - 696 lm ≠ FIXT 490 lm - 3000K/CRI 80 - 220-240V / 7,9W - 720 lm ≠ FIXT 505 lm - 4000K/CRI 80 - 220-240V

2700K

Non Dimmable

- F025L2EA001
- F025L2EA006
- F025L2EA012
- F025L2EA018
- F025L2EA030
- F025L2EA033

3000K

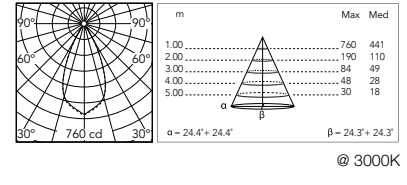
Non Dimmable

- F025L3EA001
- F025L3EA006
- F025L3EA012
- F025L3EA018
- F025L3EA030
- F025L3EA033

4000K

Non Dimmable

- F025L4EA001
- F025L4EA006
- F025L4EA012
- F025L4EA018
- F025L4EA030
- F025L4EA033



Optic Elliptical 1 13,5° x 50°

Power Led: 7,9W - 671 lm ≠ FIXT 500 lm - 2700K/CRI 80 - 220-240V / 7,9W - 696 lm ≠ FIXT 519 lm - 3000K/CRI 80 - 220-240V / 7,9W - 720 lm ≠ FIXT 537 lm - 4000K/CRI 80 - 220-240V

2700K

Non Dimmable

- F025L2FA001
- F025L2FA006
- F025L2FA012
- F025L2FA018
- F025L2FA030
- F025L2FA033

3000K

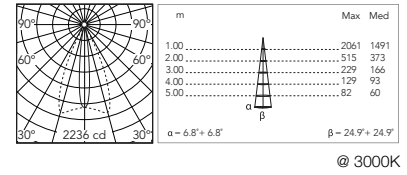
Non Dimmable

- F025L3FA001
- F025L3FA006
- F025L3FA012
- F025L3FA018
- F025L3FA030
- F025L3FA033

4000K

Non Dimmable

- F025L4FA001
- F025L4FA006
- F025L4FA012
- F025L4FA018
- F025L4FA030
- F025L4FA033



Optic Elliptical 2 26° x 51°

Power Led: 7,9W - 671 lm ≠ FIXT 487 lm - 2700K/CRI 80 - 220-240V / 7,9W - 696 lm ≠ FIXT 505 lm - 3000K/CRI 80 - 220-240V / 7,9W - 720 lm ≠ FIXT 523 lm - 4000K/CRI 80 - 220-240V

2700K

Non Dimmable

- F025L2GA001
- F025L2GA006
- F025L2GA012
- F025L2GA018
- F025L2GA030
- F025L2GA033

3000K

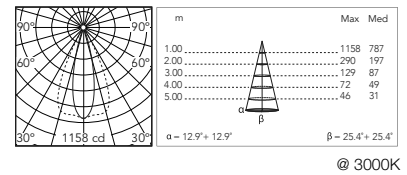
Non Dimmable

- F025L3GA001
- F025L3GA006
- F025L3GA012
- F025L3GA018
- F025L3GA030
- F025L3GA033

4000K

Non Dimmable

- F025L4GA001
- F025L4GA006
- F025L4GA012
- F025L4GA018
- F025L4GA030
- F025L4GA033



Optic Wall Washer

Power Led: 7,9W - 671 lm ≠ FIXT 471 lm - 2700K/CRI 80 - 220-240V / 7,9W - 696 lm ≠ FIXT 489 lm - 3000K/CRI 80 - 220-240V / 7,9W - 720 lm ≠ FIXT 506 lm - 4000K/CRI 80 - 220-240V

2700K

Non Dimmable

- F025L2HA001
- F025L2HA006
- F025L2HA012
- F025L2HA018
- F025L2HA030
- F025L2HA033

3000K

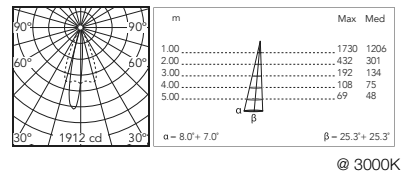
Non Dimmable

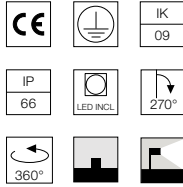
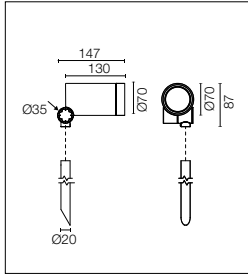
- F025L3HA001
- F025L3HA006
- F025L3HA012
- F025L3HA018
- F025L3HA030
- F025L3HA033

4000K

Non Dimmable

- F025L4HA001
- F025L4HA006
- F025L4HA012
- F025L4HA018
- F025L4HA030
- F025L4HA033





Sorgente Power LED ad alta efficienza inclusa. Equipaggiato con snoot integrato per un maggiore comfort visivo. Accessori collimatori disponibili per variare le aperture del fascio luminoso. Alimentazione elettrica 220-240V ON/OFF integrata. Dotata di spezzone di cavo uscente in neoprene da 5m (10m a richiesta) per connessione elettrica remota; per garantire la tenuta è consigliabile utilizzare cavi flessibili idonei all'impiego in ambienti esterni. Accessorio asta per installazione a terra disponibile in due lunghezze da ordinare separatamente. Versione dimmerabile 1-10V o DALI con alimentatore remoto 24Vdc a richiesta.

Energy-efficient Power LED source included Equipped with an integrated snoot for higher visual comfort: the asymmetrical cut visor is available as an accessory. Collimators are available as an accessory to modify the beam opening. Integrated electric power supply 220-240V ON/OFF. Equipped with a 5m neoprene cable (10m upon request) for remote connection. To guarantee its water tightness, it is recommended to use flexible cables designed for outdoor use. The rod for ground installations is available in two sizes and needs to be ordered separately. Upon request: 1-10V or DALI dimmable version with 24Vdc remote power supply.

Optic Spot 12°

Power Led: 10,5W - 920 lm ≠ FIXT 680 lm - 2700K/CRI 80 - 220-240V / 10,5W - 966 lm ≠ FIXT 706 lm - 3000K/CRI 80 - 220-240V / 10,5W - 1012 lm ≠ FIXT 730 lm - 4000K/CRI 80 - 220-240V

2700K

Non Dimmable

- F025M2BA001
- F025M2BA006
- F025M2BA012
- F025M2BA018
- F025M2BA030
- F025M2BA033

3000K

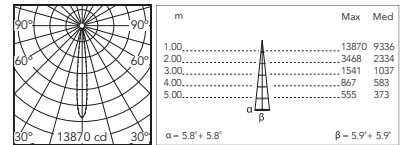
Non Dimmable

- F025M3BA001
- F025M3BA006
- F025M3BA012
- F025M3BA018
- F025M3BA030
- F025M3BA033

4000K

Non Dimmable

- F025M4BA001
- F025M4BA006
- F025M4BA012
- F025M4BA018
- F025M4BA030
- F025M4BA033



@ 3000K

Optic Medium Flood 26,5°

Power Led: 10,5W - 920 lm ≠ FIXT 594 lm - 2700K/CRI 80 - 220-240V / 10,5W - 966 lm ≠ FIXT 630 lm - 3000K/CRI 80 - 220-240V / 10,5W - 1012 lm ≠ FIXT 654 lm - 4000K/CRI 80 - 220-240V

2700K

Non Dimmable

- F025M2CA001
- F025M2CA006
- F025M2CA012
- F025M2CA018
- F025M2CA030
- F025M2CA033

3000K

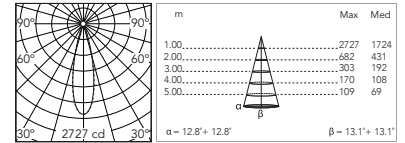
Non Dimmable

- F025M3CA001
- F025M3CA006
- F025M3CA012
- F025M3CA018
- F025M3CA030
- F025M3CA033

4000K

Non Dimmable

- F025M4CA001
- F025M4CA006
- F025M4CA012
- F025M4CA018
- F025M4CA030
- F025M4CA033



@ 3000K

Optic Flood 33,5°

Power Led: 10,5W - 920 lm ≠ FIXT 592 lm - 2700K/CRI 80 - 220-240V / 10,5W - 966 lm ≠ FIXT 627 lm - 3000K/CRI 80 - 220-240V / 10,5W - 1012 lm ≠ FIXT 651 lm - 4000K/CRI 80 - 220-240V

2700K

Non Dimmable

- F025M2DA001
- F025M2DA006
- F025M2DA012
- F025M2DA018
- F025M2DA030
- F025M2DA033

3000K

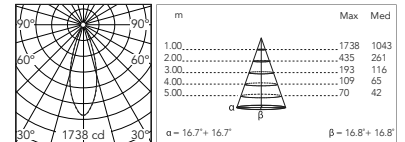
Non Dimmable

- F025M3DA001
- F025M3DA006
- F025M3DA012
- F025M3DA018
- F025M3DA030
- F025M3DA033

4000K

Non Dimmable

- F025M4DA001
- F025M4DA006
- F025M4DA012
- F025M4DA018
- F025M4DA030
- F025M4DA033



@ 3000K

Optic Wide Flood 50°

Power Led: 10,5W - 920 lm ≠ FIXT 591 lm - 2700K/CRI 80 - 220-240V / 10,5W - 966 lm ≠ FIXT 619 lm - 3000K/CRI 80 - 220-240V / 10,5W - 1012 lm ≠ FIXT 650 lm - 4000K/CRI 80 - 220-240V

2700K

Non Dimmable

- F025M2EA001
- F025M2EA006
- F025M2EA012
- F025M2EA018
- F025M2EA030
- F025M2EA033

3000K

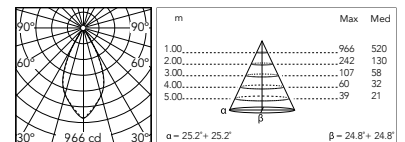
Non Dimmable

- F025M3EA001
- F025M3EA006
- F025M3EA012
- F025M3EA018
- F025M3EA030
- F025M3EA033

4000K

Non Dimmable

- F025M4EA001
- F025M4EA006
- F025M4EA012
- F025M4EA018
- F025M4EA030
- F025M4EA033



@ 3000K

Spine F 1 Pro Hp

Optic Elliptical 1 11,5° x 49°

Power Led: 10,5W - 920 lm ≠ FIXT 603 lm - 2700K/CRI 80 - 220-240V / 10,5W - 966 lm ≠ FIXT 639 lm - 3000K/CRI 80 - 220-240V / 10,5W - 1012 lm ≠ FIXT 663 lm - 4000K/CRI 80 - 220-240V

2700K

Non Dimmable

- F025M2FA001
- F025M2FA006
- F025M2FA012
- F025M2FA018
- F025M2FA030
- F025M2FA033

3000K

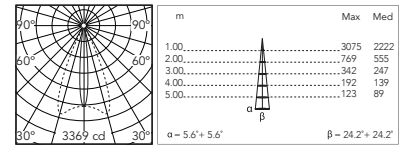
Non Dimmable

- F025M3FA001
- F025M3FA006
- F025M3FA012
- F025M3FA018
- F025M3FA030
- F025M3FA033

4000K

Non Dimmable

- F025M4FA001
- F025M4FA006
- F025M4FA012
- F025M4FA018
- F025M4FA030
- F025M4FA033



@ 3000K

Optic Elliptical 2 25,5° x 50°

Power Led: 10,5W - 920 lm ≠ FIXT 601 lm - 2700K/CRI 80 - 220-240V / 10,5W - 966 lm ≠ FIXT 624 lm - 3000K/CRI 80 - 220-240V / 10,5W - 1012 lm ≠ FIXT 645 lm - 4000K/CRI 80 - 220-240V

2700K

Non Dimmable

- F025M2GA001
- F025M2GA006
- F025M2GA012
- F025M2GA018
- F025M2GA030
- F025M2GA033

3000K

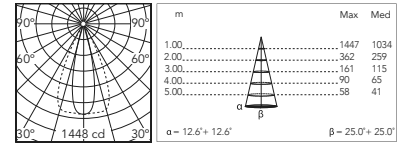
Non Dimmable

- F025M3GA001
- F025M3GA006
- F025M3GA012
- F025M3GA018
- F025M3GA030
- F025M3GA033

4000K

Non Dimmable

- F025M4GA001
- F025M4GA006
- F025M4GA012
- F025M4GA018
- F025M4GA030
- F025M4GA033



@ 3000K

Optic Wall Washer

Power Led: 10,5W - 920 lm ≠ FIXT 574 lm - 2700K/CRI 80 - 220-240V / 10,5W - 966 lm ≠ FIXT 609 lm - 3000K/CRI 80 - 220-240V / 10,5W - 1012 lm ≠ FIXT 631 lm - 4000K/CRI 80 - 220-240V

2700K

Non Dimmable

- F025M2HA001
- F025M2HA006
- F025M2HA012
- F025M2HA018
- F025M2HA030
- F025M2HA033

3000K

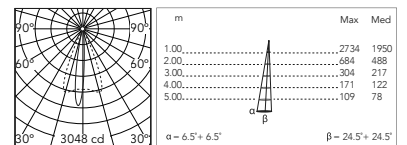
Non Dimmable

- F025M3HA001
- F025M3HA006
- F025M3HA012
- F025M3HA018
- F025M3HA030
- F025M3HA033

4000K

Non Dimmable

- F025M4HA001
- F025M4HA006
- F025M4HA012
- F025M4HA018
- F025M4HA030
- F025M4HA033



@ 3000K

Spine F 1 Pro: Accessori / Accessories

Honeycomb

Honeycomb Louvre

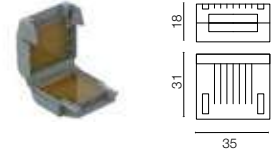
F025Z060000



Gelbox IPX8 per connessione elettrica.

Gelbox IPX8 for splicing connectors.

F990C100000



Lenti converter / Converter lenses:

- Converter Spine 1 Optic Medium Flood
- Converter Spine 1 Optic Flood
- Converter Spine 1 Optic Wide Flood
- Converter Spine 1 Optic Elliptic 1
- Converter Spine 1 Optic Elliptic 2
- Converter Spine 1 Optic Wall Washer

F029Z010000
F029Z011000
F029Z012000
F029Z013000
F029Z014000
F029Z015000



Sistema di giunzione IP68 H2O Stop anti-condensa a 2 vie 4 poli.

2 way terminal block 4 poles IP68 H2O Stop.

F990C00A000

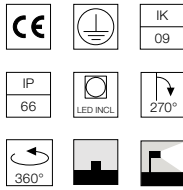
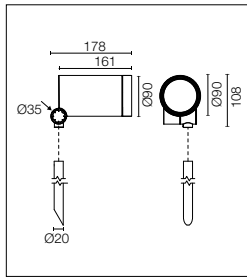


Sistema di giunzione IP68 H2O Stop anti-condensa a 3/4 vie 4 poli. (Ø5,5÷12mm cavo).

3/4 way terminal block 4 poles IP68 H2O Stop. (ø5,5÷12mm cable).

F990C010000





Sorgente Power LED inclusa. Equipaggiato con snoot integrato per un maggiore comfort visivo. Accessori collimatori disponibili per variare le aperture del fascio luminoso. Alimentazione elettrica 220-240V ON/OFF e dimmerabile 1-10V o DALI integrata. Dotata di spezzone di cavo uscente in neoprene da 5m (10m a richiesta) per connessione elettrica remota; per garantire la tenuta è consigliabile utilizzare cavi flessibili idonei all'impiego in ambienti esterni. Accessorio asta per installazione a terra disponibile in due lunghezze da ordinare separatamente.

Power LED source included. Equipped with an integrated snoot for higher visual comfort. Collimators are available as an accessory to modify the beam opening. Integrated electric power supply 220-240V ON/OFF and adjustable 1-10V or DALI. Equipped with a 5m neoprene cable (10m upon request) for remote connection. To guarantee its water tightness, it is recommended to use flexible cables designed for outdoor use. The rod for ground installations is available in two sizes and needs to be ordered separately.

Optic Narrow Spot
2200K disponibile su richiesta.

Optic Narrow Spot
2200K available on request.

Optic Narrow Spot 6°

Power Led: 4,1W - 248 lm ≠ FIXT 230 lm - 2700K/CRI 80 - 220-240V / 4,1W - 258 lm ≠ FIXT 239 lm - 3000K/CRI 80 - 220-240V / 4,1W - 267 lm ≠ FIXT 247 lm - 4000K/CRI 80 - 220-240V

2700K

Non Dimmable

- F026L2AA001
- F026L2AA006
- F026L2AA012
- F026L2AA018
- F026L2AA030
- F026L2AA033
- 1-10V
- F026L2AB001
- F026L2AB006
- F026L2AB012
- F026L2AB018
- F026L2AB030
- F026L2AB033
- Dali
- F026L2AD001
- F026L2AD006
- F026L2AD012
- F026L2AD018
- F026L2AD030
- F026L2AD033

3000K

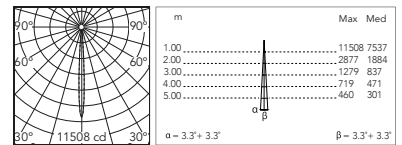
Non Dimmable

- F026L3AA001
- F026L3AA006
- F026L3AA012
- F026L3AA018
- F026L3AA030
- F026L3AA033
- 1-10V
- F026L3AB001
- F026L3AB006
- F026L3AB012
- F026L3AB018
- F026L3AB030
- F026L3AB033
- Dali
- F026L3AD001
- F026L3AD006
- F026L3AD012
- F026L3AD018
- F026L3AD030
- F026L3AD033

4000K

Non Dimmable

- F026L4AA001
- F026L4AA006
- F026L4AA012
- F026L4AA018
- F026L4AA030
- F026L4AA033
- 1-10V
- F026L4AB001
- F026L4AB006
- F026L4AB012
- F026L4AB018
- F026L4AB030
- F026L4AB033
- Dali
- F026L4AD001
- F026L4AD006
- F026L4AD012
- F026L4AD018
- F026L4AD030
- F026L4AD033



@ 3000K

Optic Spot 9,5°

Power Led: 10,5W - 920 lm ≠ FIXT 769 lm - 2700K/CRI 80 - 220-240V / 10,5W - 966 lm ≠ FIXT 808 lm - 3000K/CRI 80 - 220-240V / 10,5W - 1012 lm ≠ FIXT 846 lm - 4000K/CRI 80 - 220-240V

2700K

Non Dimmable

- F026L2BA001
- F026L2BA006
- F026L2BA012
- F026L2BA018
- F026L2BA030
- F026L2BA033
- 1-10V
- F026L2BB001
- F026L2BB006
- F026L2BB012
- F026L2BB018
- F026L2BB030
- F026L2BB033
- Dali
- F026L2BD001
- F026L2BD006
- F026L2BD012
- F026L2BD018
- F026L2BD030
- F026L2BD033

3000K

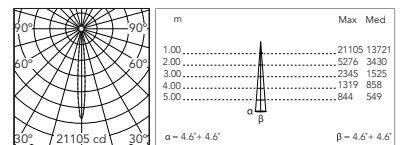
Non Dimmable

- F026L3BA001
- F026L3BA006
- F026L3BA012
- F026L3BA018
- F026L3BA030
- F026L3BA033
- 1-10V
- F026L3BB001
- F026L3BB006
- F026L3BB012
- F026L3BB018
- F026L3BB030
- F026L3BB033
- Dali
- F026L3BD001
- F026L3BD006
- F026L3BD012
- F026L3BD018
- F026L3BD030
- F026L3BD033

4000K

Non Dimmable

- F026L4BA001
- F026L4BA006
- F026L4BA012
- F026L4BA018
- F026L4BA030
- F026L4BA033
- 1-10V
- F026L4BB001
- F026L4BB006
- F026L4BB012
- F026L4BB018
- F026L4BB030
- F026L4BB033
- Dali
- F026L4BD001
- F026L4BD006
- F026L4BD012
- F026L4BD018
- F026L4BD030
- F026L4BD033



@ 3000K

Optic Medium Flood 28°

Power Led: 10,5W - 920 lm ≠ FIXT 715 lm - 2700K/CRI 80 - 220-240V / 10,5W - 966 lm ≠ FIXT 742 lm - 3000K/CRI 80 - 220-240V / 10,5W - 1012 lm ≠ FIXT 767 lm - 4000K/CRI 80 - 220-240V

2700K

Non Dimmable

- F026L2CA001
- F026L2CA006
- F026L2CA012
- F026L2CA018
- F026L2CA030
- F026L2CA033
- 1-10V
- F026L2CB001
- F026L2CB006
- F026L2CB012
- F026L2CB018
- F026L2CB030
- F026L2CB033
- Dali
- F026L2CD001
- F026L2CD006
- F026L2CD012
- F026L2CD018
- F026L2CD030
- F026L2CD033

3000K

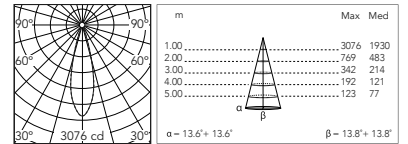
Non Dimmable

- F026L3CA001
- F026L3CA006
- F026L3CA012
- F026L3CA018
- F026L3CA030
- F026L3CA033
- 1-10V
- F026L3CB001
- F026L3CB006
- F026L3CB012
- F026L3CB018
- F026L3CB030
- F026L3CB033
- Dali
- F026L3CD001
- F026L3CD006
- F026L3CD012
- F026L3CD018
- F026L3CD030
- F026L3CD033

4000K

Non Dimmable

- F026L4CA001
- F026L4CA006
- F026L4CA012
- F026L4CA018
- F026L4CA030
- F026L4CA033
- 1-10V
- F026L4CB001
- F026L4CB006
- F026L4CB012
- F026L4CB018
- F026L4CB030
- F026L4CB033
- Dali
- F026L4CD001
- F026L4CD006
- F026L4CD012
- F026L4CD018
- F026L4CD030
- F026L4CD033



@ 3000K

Optic Flood 33°

Power Led: 10,5W - 920 lm ≠ FIXT 695 lm - 2700K/CRI 80 - 220-240V / 10,5W - 966 lm ≠ FIXT 721 lm - 3000K/CRI 80 - 220-240V / 10,5W - 1012 lm ≠ FIXT 746 lm - 4000K/CRI 80 - 220-240V

2700K

Non Dimmable

- F026L2DA001
- F026L2DA006
- F026L2DA012
- F026L2DA018
- F026L2DA030
- F026L2DA033
- 1-10V
- F026L2DB001
- F026L2DB006
- F026L2DB012
- F026L2DB018
- F026L2DB030
- F026L2DB033
- Dali
- F026L2DD001
- F026L2DD006
- F026L2DD012
- F026L2DD018
- F026L2DD030
- F026L2DD033

3000K

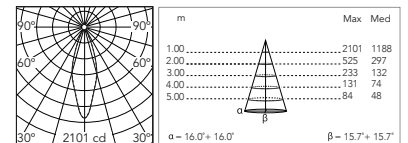
Non Dimmable

- F026L3DA001
- F026L3DA006
- F026L3DA012
- F026L3DA018
- F026L3DA030
- F026L3DA033
- 1-10V
- F026L3DB001
- F026L3DB006
- F026L3DB012
- F026L3DB018
- F026L3DB030
- F026L3DB033
- Dali
- F026L3DD001
- F026L3DD006
- F026L3DD012
- F026L3DD018
- F026L3DD030
- F026L3DD033

4000K

Non Dimmable

- F026L4DA001
- F026L4DA006
- F026L4DA012
- F026L4DA018
- F026L4DA030
- F026L4DA033
- 1-10V
- F026L4DB001
- F026L4DB006
- F026L4DB012
- F026L4DB018
- F026L4DB030
- F026L4DB033
- Dali
- F026L4DD001
- F026L4DD006
- F026L4DD012
- F026L4DD018
- F026L4DD030
- F026L4DD033



@ 3000K

Optic Wide Flood 51°

Power Led: 10,5W - 920 lm ≠ FIXT 711 lm - 2700K/CRI 80 - 220-240V / 10,5W - 966 lm ≠ FIXT 741 lm - 3000K/CRI 80 - 220-240V / 10,5W - 1012 lm ≠ FIXT 778 lm - 4000K/CRI 80 - 220-240V

2700K

Non Dimmable

- F026L2EA001
- F026L2EA006
- F026L2EA012
- F026L2EA018
- F026L2EA030
- F026L2EA033
- 1-10V
- F026L2EB001
- F026L2EB006
- F026L2EB012
- F026L2EB018
- F026L2EB030
- F026L2EB033
- Dali
- F026L2ED001
- F026L2ED006
- F026L2ED012
- F026L2ED018
- F026L2ED030
- F026L2ED033

3000K

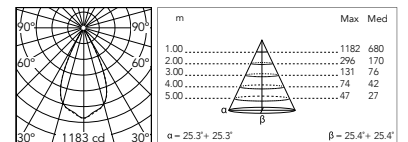
Non Dimmable

- F026L3EA001
- F026L3EA006
- F026L3EA012
- F026L3EA018
- F026L3EA030
- F026L3EA033
- 1-10V
- F026L3EB001
- F026L3EB006
- F026L3EB012
- F026L3EB018
- F026L3EB030
- F026L3EB033
- Dali
- F026L3ED001
- F026L3ED006
- F026L3ED012
- F026L3ED018
- F026L3ED030
- F026L3ED033

4000K

Non Dimmable

- F026L4EA001
- F026L4EA006
- F026L4EA012
- F026L4EA018
- F026L4EA030
- F026L4EA033
- 1-10V
- F026L4EB001
- F026L4EB006
- F026L4EB012
- F026L4EB018
- F026L4EB030
- F026L4EB033
- Dali
- F026L4ED001
- F026L4ED006
- F026L4ED012
- F026L4ED018
- F026L4ED030
- F026L4ED033



@ 3000K

Spine F 2 Pro

Optic Elliptical 1 9,5° x 48°

Power Led: 10,5W - 920 lm ≠ FIXT 717 lm - 2700K/CRI 80 - 220-240V / 10,5W - 966 lm ≠ FIXT 744 lm - 3000K/CRI 80 - 220-240V / 10,5W - 1012 lm ≠ FIXT 770 lm - 4000K/CRI 80 - 220-240V

2700K

Non Dimmable

- F026L2FA001
- F026L2FA006
- F026L2FA012
- F026L2FA018
- F026L2FA030
- F026L2FA033
- 1-10V
- F026L2FB001
- F026L2FB006
- F026L2FB012
- F026L2FB018
- F026L2FB030
- F026L2FB033
- Dali
- F026L2FD001
- F026L2FD006
- F026L2FD012
- F026L2FD018
- F026L2FD030
- F026L2FD033

3000K

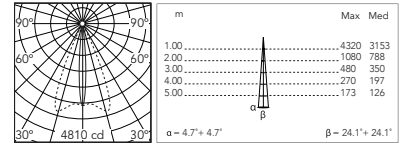
Non Dimmable

- F026L3FA001
- F026L3FA006
- F026L3FA012
- F026L3FA018
- F026L3FA030
- F026L3FA033
- 1-10V
- F026L3FB001
- F026L3FB006
- F026L3FB012
- F026L3FB018
- F026L3FB030
- F026L3FB033
- Dali
- F026L3FD001
- F026L3FD006
- F026L3FD012
- F026L3FD018
- F026L3FD030
- F026L3FD033

4000K

Non Dimmable

- F026L4FA001
- F026L4FA006
- F026L4FA012
- F026L4FA018
- F026L4FA030
- F026L4FA033
- 1-10V
- F026L4FB001
- F026L4FB006
- F026L4FB012
- F026L4FB018
- F026L4FB030
- F026L4FB033
- Dali
- F026L4FD001
- F026L4FD006
- F026L4FD012
- F026L4FD018
- F026L4FD030
- F026L4FD033



@ 3000K

Optic Elliptical 2 24° x 50°

Power Led: 10,5W - 920 lm ≠ FIXT 699 lm - 2700K/CRI 80 - 220-240V / 10,5W - 966 lm ≠ FIXT 725 lm - 3000K/CRI 80 - 220-240V / 10,5W - 1012 lm ≠ FIXT 750 lm - 4000K/CRI 80 - 220-240V

2700K

Non Dimmable

- F026L2GA001
- F026L2GA006
- F026L2GA012
- F026L2GA018
- F026L2GA030
- F026L2GA033
- 1-10V
- F026L2GB001
- F026L2GB006
- F026L2GB012
- F026L2GB018
- F026L2GB030
- F026L2GB033
- Dali
- F026L2GD001
- F026L2GD006
- F026L2GD012
- F026L2GD018
- F026L2GD030
- F026L2GD033

3000K

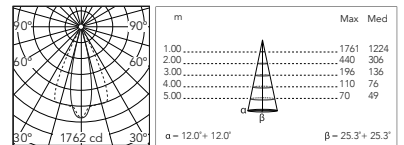
Non Dimmable

- F026L3GA001
- F026L3GA006
- F026L3GA012
- F026L3GA018
- F026L3GA030
- F026L3GA033
- 1-10V
- F026L3GB001
- F026L3GB006
- F026L3GB012
- F026L3GB018
- F026L3GB030
- F026L3GB033
- Dali
- F026L3GD001
- F026L3GD006
- F026L3GD012
- F026L3GD018
- F026L3GD030
- F026L3GD033

4000K

Non Dimmable

- F026L4GA001
- F026L4GA006
- F026L4GA012
- F026L4GA018
- F026L4GA030
- F026L4GA033
- 1-10V
- F026L4GB001
- F026L4GB006
- F026L4GB012
- F026L4GB018
- F026L4GB030
- F026L4GB033
- Dali
- F026L4GD001
- F026L4GD006
- F026L4GD012
- F026L4GD018
- F026L4GD030
- F026L4GD033



@ 3000K

Optic Wall Washer

Power Led: 10,5W - 920 lm ≠ FIXT 673 lm - 2700K/CRI 80 - 220-240V / 10,5W - 966 lm ≠ FIXT 698 lm - 3000K/CRI 80 - 220-240V / 10,5W - 1012 lm ≠ FIXT 672 lm - 4000K/CRI 80 - 220-240V

2700K

Non Dimmable

- F026L2HA001
- F026L2HA006
- F026L2HA012
- F026L2HA018
- F026L2HA030
- F026L2HA033
- 1-10V
- F026L2HB001
- F026L2HB006
- F026L2HB012
- F026L2HB018
- F026L2HB030
- F026L2HB033
- Dali
- F026L2HD001
- F026L2HD006
- F026L2HD012
- F026L2HD018
- F026L2HD030
- F026L2HD033

3000K

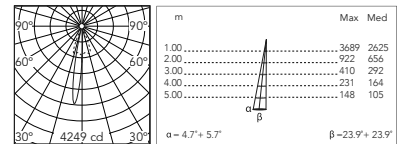
Non Dimmable

- F026L3HA001
- F026L3HA006
- F026L3HA012
- F026L3HA018
- F026L3HA030
- F026L3HA033
- 1-10V
- F026L3HB001
- F026L3HB006
- F026L3HB012
- F026L3HB018
- F026L3HB030
- F026L3HB033
- Dali
- F026L3HD001
- F026L3HD006
- F026L3HD012
- F026L3HD018
- F026L3HD030
- F026L3HD033

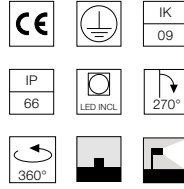
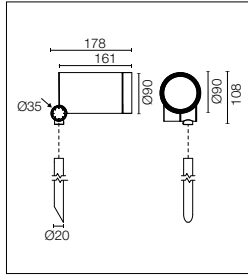
4000K

Non Dimmable

- F026L4HA001
- F026L4HA006
- F026L4HA012
- F026L4HA018
- F026L4HA030
- F026L4HA033
- 1-10V
- F026L4HB001
- F026L4HB006
- F026L4HB012
- F026L4HB018
- F026L4HB030
- F026L4HB033
- Dali
- F026L4HD001
- F026L4HD006
- F026L4HD012
- F026L4HD018
- F026L4HD030
- F026L4HD033



@ 3000K



Sorgente Power LED ad alta efficienza inclusa. Equipaggiato con snoot integrato per un maggiore comfort visivo. Accessori collimatori disponibili per variare le aperture del fascio luminoso. Alimentazione elettrica 220-240V ON/ OFF e dimmerabile 1-10V o DALI integrata. Dotata di spezzone di cavo uscente in neoprene da 5m (10m a richiesta) per connessione elettrica remota; per garantire la tenuta è consigliabile utilizzare cavi flessibili idonei all'impiego in ambienti esterni. Accessorio asta per installazione a terra disponibile in due lunghezze da ordinare separatamente.

Energy-efficient Power LED source included Equipped with an integrated snoot for higher visual comfort. Collimators are available as an accessory to modify the beam opening. Integrated electric power supply 220-240V ON/OFF and adjustable 1-10V or DALI. Equipped with a 5m neoprene cable (10m upon request) for remote connection. To guarantee its water tightness, it is recommended to use flexible cables designed for outdoor use. The rod for ground installations is available in two sizes and needs to be ordered separately.

2200K disponibile su richiesta.

2200K available on request.

Optic Spot 14,5°

Power Led: 17W - 1739 lm ≠ FIXT 1443 lm - 2700K/CRI 80 - 220-240V / 17W - 1803 lm ≠ FIXT 1497 lm - 3000K/CRI 80 - 220-240V / 17W - 1868 lm ≠ FIXT 1548 lm - 4000K/CRI 80 - 220-240V

2700K

Non Dimmable

- F026M2BA001
- F026M2BA006
- F026M2BA012
- F026M2BA018
- F026M2BA030
- F026M2BA033
- 1-10V
- F026M2BB001
- F026M2BB006
- F026M2BB012
- F026M2BB018
- F026M2BB030
- F026M2BB033
- Dali
- F026M2BD001
- F026M2BD006
- F026M2BD012
- F026M2BD018
- F026M2BD030
- F026M2BD033

3000K

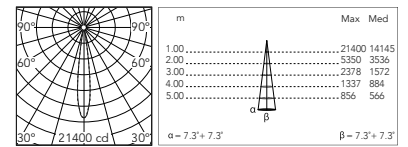
Non Dimmable

- F026M3BA001
- F026M3BA006
- F026M3BA012
- F026M3BA018
- F026M3BA030
- F026M3BA033
- 1-10V
- F026M3BB001
- F026M3BB006
- F026M3BB012
- F026M3BB018
- F026M3BB030
- F026M3BB033
- Dali
- F026M3BD001
- F026M3BD006
- F026M3BD012
- F026M3BD018
- F026M3BD030
- F026M3BD033

4000K

Non Dimmable

- F026M4BA001
- F026M4BA006
- F026M4BA012
- F026M4BA018
- F026M4BA030
- F026M4BA033
- 1-10V
- F026M4BB001
- F026M4BB006
- F026M4BB012
- F026M4BB018
- F026M4BB030
- F026M4BB033
- Dali
- F026M4BD001
- F026M4BD006
- F026M4BD012
- F026M4BD018
- F026M4BD030
- F026M4BD033



@ 3000K

Optic Medium Flood 26°

Power Led: 17W - 1739 lm ≠ FIXT 1336 lm - 2700K/CRI 80 - 220-240V / 17W - 1803 lm ≠ FIXT 1386 lm - 3000K/CRI 80 - 220-240V / 17W - 1868 lm ≠ FIXT 1434 lm - 4000K/CRI 80 - 220-240V

2700K

Non Dimmable

- F026M2CA001
- F026M2CA006
- F026M2CA012
- F026M2CA018
- F026M2CA030
- F026M2CA033
- 1-10V
- F026M2CB001
- F026M2CB006
- F026M2CB012
- F026M2CB018
- F026M2CB030
- F026M2CB033
- Dali
- F026M2CD001
- F026M2CD006
- F026M2CD012
- F026M2CD018
- F026M2CD030
- F026M2CD033

3000K

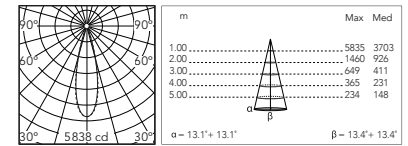
Non Dimmable

- F026M3CA001
- F026M3CA006
- F026M3CA012
- F026M3CA018
- F026M3CA030
- F026M3CA033
- 1-10V
- F026M3CB001
- F026M3CB006
- F026M3CB012
- F026M3CB018
- F026M3CB030
- F026M3CB033
- Dali
- F026M3CD001
- F026M3CD006
- F026M3CD012
- F026M3CD018
- F026M3CD030
- F026M3CD033

4000K

Non Dimmable

- F026M4CA001
- F026M4CA006
- F026M4CA012
- F026M4CA018
- F026M4CA030
- F026M4CA033
- 1-10V
- F026M4CB001
- F026M4CB006
- F026M4CB012
- F026M4CB018
- F026M4CB030
- F026M4CB033
- Dali
- F026M4CD001
- F026M4CD006
- F026M4CD012
- F026M4CD018
- F026M4CD030
- F026M4CD033



@ 3000K

Spine F 2 Pro Hp

Optic Flood 36°

Power Led: 17W - 1739 lm ≠ FIXT 1302 lm - 2700K/CRI 80 - 220-240V / 17W - 1803 lm ≠ FIXT 1351 lm - 3000K/CRI 80 - 220-240V / 17W - 1868 lm ≠ FIXT 1397 lm - 4000K/CRI 80 - 220-240V

2700K

Non Dimmable

- F026M2DA001
- F026M2DA006
- F026M2DA012
- F026M2DA018
- F026M2DA030
- F026M2DA033
- 1-10V
- F026M2DB001
- F026M2DB006
- F026M2DB012
- F026M2DB018
- F026M2DB030
- F026M2DB033
- Dali
- F026M2DD001
- F026M2DD006
- F026M2DD012
- F026M2DD018
- F026M2DD030
- F026M2DD033

3000K

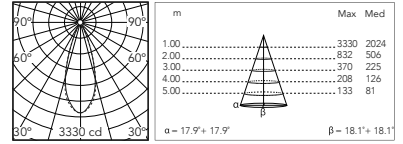
Non Dimmable

- F026M3DA001
- F026M3DA006
- F026M3DA012
- F026M3DA018
- F026M3DA030
- F026M3DA033
- 1-10V
- F026M3DB001
- F026M3DB006
- F026M3DB012
- F026M3DB018
- F026M3DB030
- F026M3DB033
- Dali
- F026M3DD001
- F026M3DD006
- F026M3DD012
- F026M3DD018
- F026M3DD030
- F026M3DD033

4000K

Non Dimmable

- F026M4DA001
- F026M4DA006
- F026M4DA012
- F026M4DA018
- F026M4DA030
- F026M4DA033
- 1-10V
- F026M4DB001
- F026M4DB006
- F026M4DB012
- F026M4DB018
- F026M4DB030
- F026M4DB033
- Dali
- F026M4DD001
- F026M4DD006
- F026M4DD012
- F026M4DD018
- F026M4DD030
- F026M4DD033



@ 3000K

Optic Wide Flood 52°

Power Led: 17W - 1739 lm ≠ FIXT 1303 lm - 2700K/CRI 80 - 220-240V / 17W - 1803 lm ≠ FIXT 1357 lm - 3000K/CRI 80 - 220-240V / 17W - 1868 lm ≠ FIXT 1411 lm - 4000K/CRI 80 - 220-240V

2700K

Non Dimmable

- F026M2EA001
- F026M2EA006
- F026M2EA012
- F026M2EA018
- F026M2EA030
- F026M2EA033
- 1-10V
- F026M2EB001
- F026M2EB006
- F026M2EB012
- F026M2EB018
- F026M2EB030
- F026M2EB033
- Dali
- F026M2ED001
- F026M2ED006
- F026M2ED012
- F026M2ED018
- F026M2ED030
- F026M2ED033

3000K

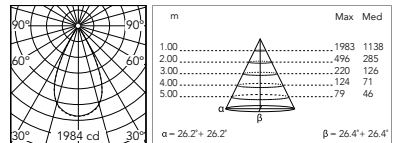
Non Dimmable

- F026M3EA001
- F026M3EA006
- F026M3EA012
- F026M3EA018
- F026M3EA030
- F026M3EA033
- 1-10V
- F026M3EB001
- F026M3EB006
- F026M3EB012
- F026M3EB018
- F026M3EB030
- F026M3EB033
- Dali
- F026M3ED001
- F026M3ED006
- F026M3ED012
- F026M3ED018
- F026M3ED030
- F026M3ED033

4000K

Non Dimmable

- F026M4EA001
- F026M4EA006
- F026M4EA012
- F026M4EA018
- F026M4EA030
- F026M4EA033
- 1-10V
- F026M4EB001
- F026M4EB006
- F026M4EB012
- F026M4EB018
- F026M4EB030
- F026M4EB033
- Dali
- F026M4ED001
- F026M4ED006
- F026M4ED012
- F026M4ED018
- F026M4ED030
- F026M4ED033



@ 3000K

Optic Elliptical 1 14° x 50°

Power Led: 17W - 1739 lm ≠ FIXT 1315 lm - 2700K/CRI 80 - 220-240V / 17W - 1803 lm ≠ FIXT 1364 lm - 3000K/CRI 80 - 220-240V / 17W - 1868 lm ≠ FIXT 1410 lm - 4000K/CRI 80 - 220-240V

2700K

Non Dimmable

- F026M2FA001
- F026M2FA006
- F026M2FA012
- F026M2FA018
- F026M2FA030
- F026M2FA033
- 1-10V
- F026M2FB001
- F026M2FB006
- F026M2FB012
- F026M2FB018
- F026M2FB030
- F026M2FB033
- Dali
- F026M2FD001
- F026M2FD006
- F026M2FD012
- F026M2FD018
- F026M2FD030
- F026M2FD033

3000K

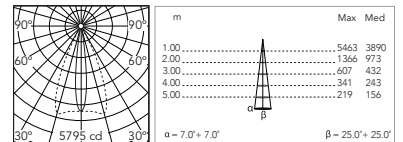
Non Dimmable

- F026M3FA001
- F026M3FA006
- F026M3FA012
- F026M3FA018
- F026M3FA030
- F026M3FA033
- 1-10V
- F026M3FB001
- F026M3FB006
- F026M3FB012
- F026M3FB018
- F026M3FB030
- F026M3FB033
- Dali
- F026M3FD001
- F026M3FD006
- F026M3FD012
- F026M3FD018
- F026M3FD030
- F026M3FD033

4000K

Non Dimmable

- F026M4FA001
- F026M4FA006
- F026M4FA012
- F026M4FA018
- F026M4FA030
- F026M4FA033
- 1-10V
- F026M4FB001
- F026M4FB006
- F026M4FB012
- F026M4FB018
- F026M4FB030
- F026M4FB033
- Dali
- F026M4FD001
- F026M4FD006
- F026M4FD012
- F026M4FD018
- F026M4FD030
- F026M4FD033



@ 3000K

Optic Elliptical 2 25° x 52°

Power Led: 17W - 1739 lm ≠ FIXT 1298 lm - 2700K/CRI 80 - 220-240V / 17W - 1803 lm ≠ FIXT 1351 lm - 3000K/CRI 80 - 220-240V / 17W - 1868 lm ≠ FIXT 1393 lm - 4000K/CRI 80 - 220-240V

2700K

Non Dimmable

- F026M2GA001
- F026M2GA006
- F026M2GA012
- F026M2GA018
- F026M2GA030
- F026M2GA033
- 1-10V
- F026M2GB001
- F026M2GB006
- F026M2GB012
- F026M2GB018
- F026M2GB030
- F026M2GB033
- Dali
- F026M2GD001
- F026M2GD006
- F026M2GD012
- F026M2GD018
- F026M2GD030
- F026M2GD033

3000K

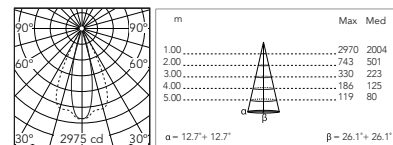
Non Dimmable

- F026M3GA001
- F026M3GA006
- F026M3GA012
- F026M3GA018
- F026M3GA030
- F026M3GA033
- 1-10V
- F026M3GB001
- F026M3GB006
- F026M3GB012
- F026M3GB018
- F026M3GB030
- F026M3GB033
- Dali
- F026M3GD001
- F026M3GD006
- F026M3GD012
- F026M3GD018
- F026M3GD030
- F026M3GD033

4000K

Non Dimmable

- F026M4GA001
- F026M4GA006
- F026M4GA012
- F026M4GA018
- F026M4GA030
- F026M4GA033
- 1-10V
- F026M4GB001
- F026M4GB006
- F026M4GB012
- F026M4GB018
- F026M4GB030
- F026M4GB033
- Dali
- F026M4GD001
- F026M4GD006
- F026M4GD012
- F026M4GD018
- F026M4GD030
- F026M4GD033



@ 3000K

Optic Wall Washer

Power Led: 17W - 1739 lm ≠ FIXT 1277 lm - 2700K/CRI 80 - 220-240V / 17W - 1803 lm ≠ FIXT 1325 lm - 3000K/CRI 80 - 220-240V / 17W - 1868 lm ≠ FIXT 1370 lm - 4000K/CRI 80 - 220-240V

2700K

Non Dimmable

- F026M2HA001
- F026M2HA006
- F026M2HA012
- F026M2HA018
- F026M2HA030
- F026M2HA033
- 1-10V
- F026M2HB001
- F026M2HB006
- F026M2HB012
- F026M2HB018
- F026M2HB030
- F026M2HB033
- Dali
- F026M2HD001
- F026M2HD006
- F026M2HD012
- F026M2HD018
- F026M2HD030
- F026M2HD033

3000K

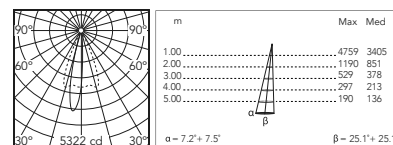
Non Dimmable

- F026M3HA001
- F026M3HA006
- F026M3HA012
- F026M3HA018
- F026M3HA030
- F026M3HA033
- 1-10V
- F026M3HB001
- F026M3HB006
- F026M3HB012
- F026M3HB018
- F026M3HB030
- F026M3HB033
- Dali
- F026M3HD001
- F026M3HD006
- F026M3HD012
- F026M3HD018
- F026M3HD030
- F026M3HD033

4000K


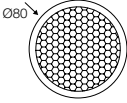

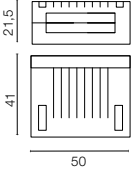

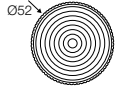

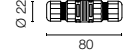





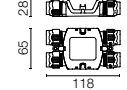
Non Dimmable

- F026M4HA001
- F026M4HA006
- F026M4HA012
- F026M4HA018
- F026M4HA030
- F026M4HA033
- 1-10V
- F026M4HB001
- F026M4HB006
- F026M4HB012
- F026M4HB018
- F026M4HB030
- F026M4HB033
- Dali
- F026M4HD001
- F026M4HD006
- F026M4HD012
- F026M4HD018
- F026M4HD030
- F026M4HD033

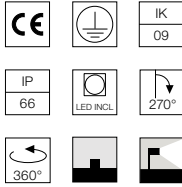
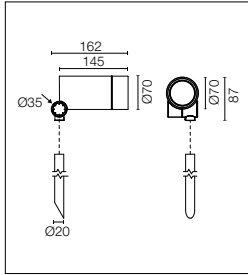


@ 3000K

Spine F 2 Pro: Accessori / Accessories

Honeycomb	Honeycomb Louvre	F026Z060000		
Gelbox IPX8 per connessione elettrica.	Gelbox IPX8 for splicing connectors.	F990C110000		
Lenti converter / Converter lenses:				
- Converter Spine 2 Optic Medium Flood		F029Z020000		
- Converter Spine 2 Optic Flood		F029Z021000		
- Converter Spine 2 Optic Wide Flood		F029Z022000		
- Converter Spine 2 Optic Elliptic 1		F029Z023000		
- Converter Spine 2 Optic Elliptic 2		F029Z024000		
- Converter Spine 2 Optic Wall Washer		F029Z025000		
Sistema di giunzione IP68 H2O Stop anti-condensa a 2 vie 4 poli.	2 way terminal block 4 poles IP68 H2O Stop.	F990C00A000		
Sistema di giunzione IP68 H2O Stop anti-condensa a 3/4 vie 4 poli. (Ø5,5÷12mm cavo).	3/4 way terminal block 4 poles IP68 H2O Stop. (ø5,5÷12mm cable).	F990C010000		
Kit connettore 5 poli presa volante + spina EU IP68.	Connector kit 5-pole flying socket + EU plug IP68.	F990C080000		
Scatola di derivazione 5 poli 4 vie IP68 (cavi 6-14 mm).	4 way junction box 5 poles IP68 (6-14 mm cables).	F990C030000		





Sorgente Power LED inclusa. Equipaggiato con snoot integrato per un maggiore comfort visivo; accessorio visor a taglio asimmetrico disponibile. Accessori collimatori disponibili per variare le aperture del fascio luminoso. Alimentazione elettrica 220-240V ON/OFF integrata. Dotata di spezzone di cavo uscente in neoprene da 5m (10m a richiesta) per connessione elettrica remota; per garantire la tenuta è consigliabile utilizzare cavi flessibili idonei all'impiego in ambienti esterni. Accessorio asta per installazione a terra disponibile in due lunghezze da ordinare separatamente. Versione dimmerabile 1-10V o DALI con alimentatore remoto 24Vdc a richiesta.

Power LED source included. Equipped with an integrated snoot for higher visual comfort: the asymmetrical cut visor is available as an accessory. Collimators are available as an accessory to modify the beam opening. Integrated electric power supply 220-240V ON/OFF. Equipped with a 5m neoprene cable (10m upon request) for remote connection. To guarantee its water tightness, it is recommended to use flexible cables designed for outdoor use. The rod for ground installations is available in two sizes and needs to be ordered separately. Upon request: 1-10V or DALI dimmable version with 24Vdc remote power supply.

2200K disponibile su richiesta.

2200K available on request.

Optic Narrow Spot 7°

Power Led: 3,5W - 168 lm ≠ FIXT 143 lm - 2700K/CRI 80 - 220-240V / 3,5W - 174 lm ≠ FIXT 149 lm - 3000K/CRI 80 - 220-240V / 3,5W - 180 lm ≠ FIXT 154 lm - 4000K/CRI 80 - 220-240V

2700K

Non Dimmable

- F025G2AA001
- F025G2AA006
- F025G2AA012
- F025G2AA018
- F025G2AA030
- F025G2AA033

3000K

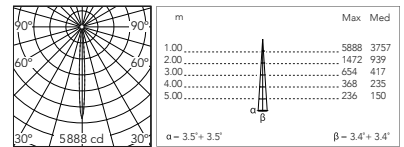
Non Dimmable

- F025G3AA001
- F025G3AA006
- F025G3AA012
- F025G3AA018
- F025G3AA030
- F025G3AA033

4000K

Non Dimmable

- F025G4AA001
- F025G4AA006
- F025G4AA012
- F025G4AA018
- F025G4AA030
- F025G4AA033



@ 3000K

Optic Spot 14°

Power Led: 7,9W - 671 lm ≠ FIXT 550 lm - 2700K/CRI 80 - 220-240V / 7,9W - 696 lm ≠ FIXT 571 lm - 3000K/CRI 80 - 220-240V / 7,9W - 720 lm ≠ FIXT 591 lm - 4000K/CRI 80 - 220-240V

2700K

Non Dimmable

- F025G2BA001
- F025G2BA006
- F025G2BA012
- F025G2BA018
- F025G2BA030
- F025G2BA033

3000K

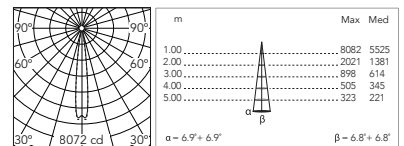
Non Dimmable

- F025G3BA001
- F025G3BA006
- F025G3BA012
- F025G3BA018
- F025G3BA030
- F025G3BA033

4000K

Non Dimmable

- F025G4BA001
- F025G4BA006
- F025G4BA012
- F025G4BA018
- F025G4BA030
- F025G4BA033



@ 3000K

Optic Medium Flood 24,5°

Power Led: 7,9W - 671 lm ≠ FIXT 499 lm - 2700K/CRI 80 - 220-240V / 7,9W - 696 lm ≠ FIXT 518 lm - 3000K/CRI 80 - 220-240V / 7,9W - 720 lm ≠ FIXT 536 lm - 4000K/CRI 80 - 220-240V

2700K

Non Dimmable

- F025G2CA001
- F025G2CA006
- F025G2CA012
- F025G2CA018
- F025G2CA030
- F025G2CA033

3000K

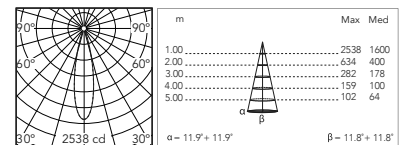
Non Dimmable

- F025G3CA001
- F025G3CA006
- F025G3CA012
- F025G3CA018
- F025G3CA030
- F025G3CA033

4000K

Non Dimmable

- F025G4CA001
- F025G4CA006
- F025G4CA012
- F025G4CA018
- F025G4CA030
- F025G4CA033



@ 3000K

Optic Flood 32°

Power Led: 7,9W - 671 lm ≠ FIXT 482 lm - 2700K/CRI 80 - 220-240V / 7,9W - 696 lm ≠ FIXT 500 lm - 3000K/CRI 80 - 220-240V / 7,9W - 720 lm ≠ FIXT 518 lm - 4000K/CRI 80 - 220-240V

2700K

Non Dimmable

- F025G2DA001
- F025G2DA006
- F025G2DA012
- F025G2DA018
- F025G2DA030
- F025G2DA033

3000K

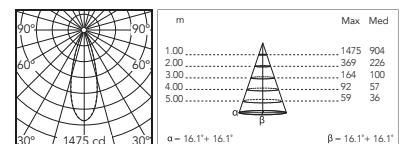
Non Dimmable

- F025G3DA001
- F025G3DA006
- F025G3DA012
- F025G3DA018
- F025G3DA030
- F025G3DA033

4000K

Non Dimmable

- F025G4DA001
- F025G4DA006
- F025G4DA012
- F025G4DA018
- F025G4DA030
- F025G4DA033



@ 3000K

Spine F 1 Ultra

Optic Wide Flood 49°

Power Led: 7,9W - 671 lm ≠ FIXT 480 lm - 2700K/CRI 80 - 220-240V / 7,9W - 696 lm ≠ FIXT 490 lm - 3000K/CRI 80 - 220-240V / 7,9W - 720 lm ≠ FIXT 505 lm - 4000K/CRI 80 - 220-240V

2700K

Non Dimmable

- F025G2EA001
- F025G2EA006
- F025G2EA012
- F025G2EA018
- F025G2EA030
- F025G2EA033

3000K

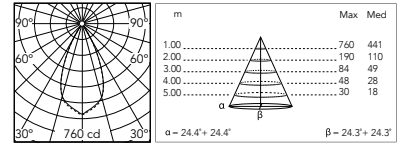
Non Dimmable

- F025G3EA001
- F025G3EA006
- F025G3EA012
- F025G3EA018
- F025G3EA030
- F025G3EA033

4000K

Non Dimmable

- F025G4EA001
- F025G4EA006
- F025G4EA012
- F025G4EA018
- F025G4EA030
- F025G4EA033



@ 3000K

Optic Elliptical 1 13,5° x 50°

Power Led: 7,9W - 671 lm ≠ FIXT 500 lm - 2700K/CRI 80 - 220-240V / 7,9W - 696 lm ≠ FIXT 519 lm - 3000K/CRI 80 - 220-240V / 7,9W - 720 lm ≠ FIXT 537 lm - 4000K/CRI 80 - 220-240V

2700K

Non Dimmable

- F025G2FA001
- F025G2FA006
- F025G2FA012
- F025G2FA018
- F025G2FA030
- F025G2FA033

3000K

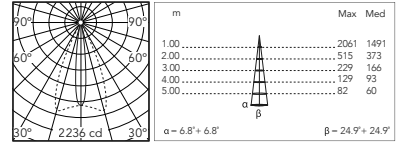
Non Dimmable

- F025G3FA001
- F025G3FA006
- F025G3FA012
- F025G3FA018
- F025G3FA030
- F025G3FA033

4000K

Non Dimmable

- F025G4FA001
- F025G4FA006
- F025G4FA012
- F025G4FA018
- F025G4FA030
- F025G4FA033



@ 3000K

Optic Elliptical 2 26° x 51°

Power Led: 7,9W - 671 lm ≠ FIXT 487 lm - 2700K/CRI 80 - 220-240V / 7,9W - 696 lm ≠ FIXT 505 lm - 3000K/CRI 80 - 220-240V / 7,9W - 720 lm ≠ FIXT 523 lm - 4000K/CRI 80 - 220-240V

2700K

Non Dimmable

- F025G2GA001
- F025G2GA006
- F025G2GA012
- F025G2GA018
- F025G2GA030
- F025G2GA033

3000K

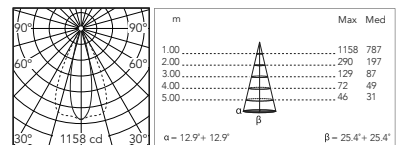
Non Dimmable

- F025G3GA001
- F025G3GA006
- F025G3GA012
- F025G3GA018
- F025G3GA030
- F025G3GA033

4000K

Non Dimmable

- F025G4GA001
- F025G4GA006
- F025G4GA012
- F025G4GA018
- F025G4GA030
- F025G4GA033



@ 3000K

Optic Wall Washer

Power Led: 7,9W - 671 lm ≠ FIXT 471 lm - 2700K/CRI 80 - 220-240V / 7,9W - 696 lm ≠ FIXT 489 lm - 3000K/CRI 80 - 220-240V / 7,9W - 720 lm ≠ FIXT 506 lm - 4000K/CRI 80 - 220-240V

2700K

Non Dimmable

- F025G2HA001
- F025G2HA006
- F025G2HA012
- F025G2HA018
- F025G2HA030
- F025G2HA033

3000K

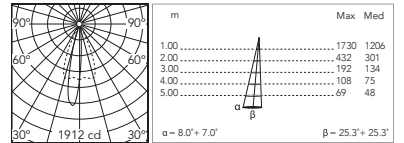
Non Dimmable

- F025G3HA001
- F025G3HA006
- F025G3HA012
- F025G3HA018
- F025G3HA030
- F025G3HA033

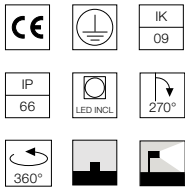
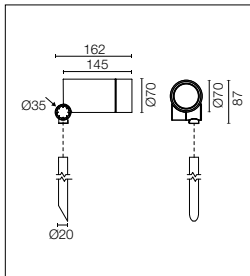
4000K

Non Dimmable

- F025G4HA001
- F025G4HA006
- F025G4HA012
- F025G4HA018
- F025G4HA030
- F025G4HA033



@ 3000K



Sorgente Power LED ad alta efficienza inclusa. Equipaggiato con snoot integrato per un maggiore comfort visivo; accessorio visor a taglio asimetrico disponibile. Accessori collimatori disponibili per variare le aperture del fascio luminoso. Alimentazione elettrica 220-240V ON/OFF integrata. Dotata di spezzone di cavo uscente in neoprene da 5m (10m a richiesta) per connessione elettrica remota; per garantire la tenuta è consigliabile utilizzare cavi flessibili idonei all'impiego in ambienti esterni. Accessorio asta per installazione a terra disponibile in due lunghezze da ordinare separatamente. Versione dimmerabile 1-10V o DALI con alimentatore remoto 24Vdc a richiesta.

Energy-efficient Power LED source included Equipped with an integrated snoot for higher visual comfort: the asymmetrical cut visor is available as an accessory. Collimators are available as an accessory to modify the beam opening. Integrated electric power supply 220-240V ON/OFF. Equipped with a 5m neoprene cable (10m upon request) for remote connection. To guarantee its water tightness, it is recommended to use flexible cables designed for outdoor use. The rod for ground installations is available in two sizes and needs to be ordered separately. Upon request: 1-10V or DALI dimmable version with 24Vdc remote power supply.

Optic Spot 12°

Power Led: 10,5W - 920 lm ≠ FIXT 680 lm - 2700K/CRI 80 - 220-240V / 10,5W - 966 lm ≠ FIXT 706 lm - 3000K/CRI 80 - 220-240V / 10,5W - 1012 lm ≠ FIXT 730 lm - 4000K/CRI 80 - 220-240V

2700K

Non Dimmable

- F025H2BA001
- F025H2BA006
- F025H2BA012
- F025H2BA018
- F025H2BA030
- F025H2BA033

3000K

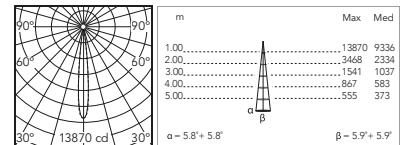
Non Dimmable

- F025H3BA001
- F025H3BA006
- F025H3BA012
- F025H3BA018
- F025H3BA030
- F025H3BA033

4000K

Non Dimmable

- F025H4BA001
- F025H4BA006
- F025H4BA012
- F025H4BA018
- F025H4BA030
- F025H4BA033



@ 3000K

Optic Medium Flood 26,5°

Power Led: 10,5W - 920 lm ≠ FIXT 594 lm - 2700K/CRI 80 - 220-240V / 10,5W - 966 lm ≠ FIXT 630 lm - 3000K/CRI 80 - 220-240V / 10,5W - 1012 lm ≠ FIXT 654 lm - 4000K/CRI 80 - 220-240V

2700K

Non Dimmable

- F025H2CA001
- F025H2CA006
- F025H2CA012
- F025H2CA018
- F025H2CA030
- F025H2CA033

3000K

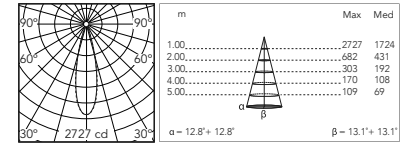
Non Dimmable

- F025H3CA001
- F025H3CA006
- F025H3CA012
- F025H3CA018
- F025H3CA030
- F025H3CA033

4000K

Non Dimmable

- F025H4CA001
- F025H4CA006
- F025H4CA012
- F025H4CA018
- F025H4CA030
- F025H4CA033



@ 3000K

Optic Flood 33,5°

Power Led: 10,5W - 920 lm ≠ FIXT 592 lm - 2700K/CRI 80 - 220-240V / 10,5W - 966 lm ≠ FIXT 627 lm - 3000K/CRI 80 - 220-240V / 10,5W - 1012 lm ≠ FIXT 651 lm - 4000K/CRI 80 - 220-240V

2700K

Non Dimmable

- F025H2DA001
- F025H2DA006
- F025H2DA012
- F025H2DA018
- F025H2DA030
- F025H2DA033

3000K

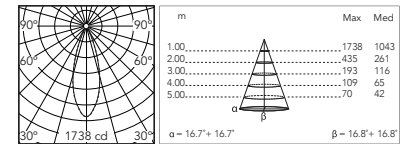
Non Dimmable

- F025H3DA001
- F025H3DA006
- F025H3DA012
- F025H3DA018
- F025H3DA030
- F025H3DA033

4000K

Non Dimmable

- F025H4DA001
- F025H4DA006
- F025H4DA012
- F025H4DA018
- F025H4DA030
- F025H4DA033



@ 3000K

Optic Wide Flood 50°

Power Led: 10,5W - 920 lm ≠ FIXT 591 lm - 2700K/CRI 80 - 220-240V / 10,5W - 966 lm ≠ FIXT 619 lm - 3000K/CRI 80 - 220-240V / 10,5W - 1012 lm ≠ FIXT 650 lm - 4000K/CRI 80 - 220-240V

2700K

Non Dimmable

- F025H2EA001
- F025H2EA006
- F025H2EA012
- F025H2EA018
- F025H2EA030
- F025H2EA033

3000K

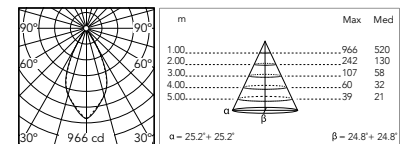
Non Dimmable

- F025H3EA001
- F025H3EA006
- F025H3EA012
- F025H3EA018
- F025H3EA030
- F025H3EA033

4000K

Non Dimmable

- F025H4EA001
- F025H4EA006
- F025H4EA012
- F025H4EA018
- F025H4EA030
- F025H4EA033



@ 3000K

Spine F 1 Ultra Hp

Optic Elliptical 1 11,5° x 49°

Power Led: 10,5W - 920 lm ≠ FIXT 603 lm - 2700K/CRI 80 - 220-240V / 10,5W - 966 lm ≠ FIXT 639 lm - 3000K/CRI 80 - 220-240V / 10,5W - 1012 lm ≠ FIXT 663 lm - 4000K/CRI 80 - 220-240V

2700K

Non Dimmable

- F025H2FA001
- F025H2FA006
- F025H2FA012
- F025H2FA018
- F025H2FA030
- F025H2FA033

3000K

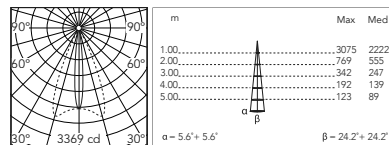
Non Dimmable

- F025H3FA001
- F025H3FA006
- F025H3FA012
- F025H3FA018
- F025H3FA030
- F025H3FA033

4000K

Non Dimmable

- F025H4FA001
- F025H4FA006
- F025H4FA012
- F025H4FA018
- F025H4FA030
- F025H4FA033



@ 3000K

Optic Elliptical 2 25,5° x 50°

Power Led: 10,5W - 920 lm ≠ FIXT 601 lm - 2700K/CRI 80 - 220-240V / 10,5W - 966 lm ≠ FIXT 624 lm - 3000K/CRI 80 - 220-240V / 10,5W - 1012 lm ≠ FIXT 645 lm - 4000K/CRI 80 - 220-240V

2700K

Non Dimmable

- F025H2GA001
- F025H2GA006
- F025H2GA012
- F025H2GA018
- F025H2GA030
- F025H2GA033

3000K

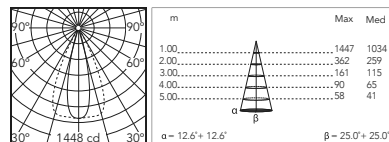
Non Dimmable

- F025H3GA001
- F025H3GA006
- F025H3GA012
- F025H3GA018
- F025H3GA030
- F025H3GA033

4000K

Non Dimmable

- F025H4GA001
- F025H4GA006
- F025H4GA012
- F025H4GA018
- F025H4GA030
- F025H4GA033



@ 3000K

Optic Wall Washer

Power Led: 10,5W - 920 lm ≠ FIXT 574 lm - 2700K/CRI 80 - 220-240V / 10,5W - 966 lm ≠ FIXT 609 lm - 3000K/CRI 80 - 220-240V / 10,5W - 1012 lm ≠ FIXT 631 lm - 4000K/CRI 80 - 220-240V

2700K

Non Dimmable

- F025H2HA001
- F025H2HA006
- F025H2HA012
- F025H2HA018
- F025H2HA030
- F025H2HA033

3000K

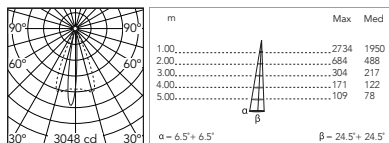
Non Dimmable

- F025H3HA001
- F025H3HA006
- F025H3HA012
- F025H3HA018
- F025H3HA030
- F025H3HA033

4000K


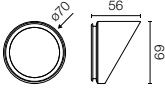

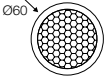

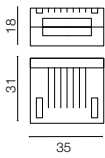



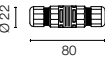



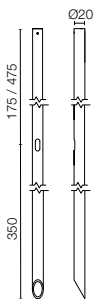
Non Dimmable


- F025H4HA001
- F025H4HA006
- F025H4HA012
- F025H4HA018
- F025H4HA030
- F025H4HA033

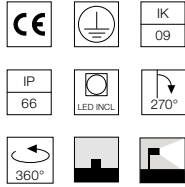
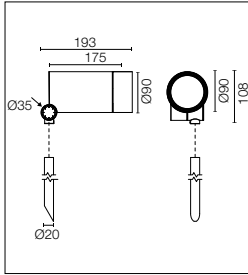


@ 3000K

Spine F 1 Ultra: Accessori / Accessories

Visor	Visor	<ul style="list-style-type: none"> ○ F025Z050001 ● F025Z050006 ● F025Z050012 ● F025Z050018 ● F025Z050030 ● F025Z050033 		
Honeycomb	Honeycomb Louvre	F025Z060000		
Gelbox IPX8 per connessione elettrica.	Gelbox IPX8 for splicing connectors.	F990C100000		
Lenti converter / Converter lenses:				
- Converter Spine 1 Optic Medium Flood		F029Z010000		
- Converter Spine 1 Optic Flood		F029Z011000		
- Converter Spine 1 Optic Wide Flood		F029Z012000		
- Converter Spine 1 Optic Elliptic 1		F029Z013000		
- Converter Spine 1 Optic Elliptic 2		F029Z014000		
- Converter Spine 1 Optic Wall Washer		F029Z015000		
Sistema di giunzione IP68 H2O Stop anti-condensa a 2 vie 4 poli.	2 way terminal block 4 poles IP68 H2O Stop.	F990C00A000		
Sistema di giunzione IP68 H2O Stop anti-condensa a 3/4 vie 4 poli. (Ø5,5÷12mm cavo).	3/4 way terminal block 4 poles IP68 H2O Stop. (Ø5,5÷12mm cable).	F990C010000		
Asta lunghezza 200 - 500 mm fuori terra per installazione nel terreno	Pole with an overground length of 200 - 500 mm for ground installation.	<p>200 mm</p> <ul style="list-style-type: none"> ○ F026Z020001 ● F026Z020006 ● F026Z020012 ● F026Z020018 ● F026Z020030 ● F026Z020033 <p>500 mm</p> <ul style="list-style-type: none"> ○ F026Z030001 ● F026Z030006 ● F026Z030012 ● F026Z030018 ● F026Z030030 ● F026Z030033 		





Sorgente Power LED. Equipaggiato con snoot integrato per un maggiore comfort visivo; accessorio visor a taglio asimmetrico disponibile. Accessori collimatori disponibili per variare le aperture del fascio luminoso. Alimentazione elettrica 220-240V ON/ OFF e dimmerabile 1-10V o DALI integrata. Dotata di spezzone di cavo uscente in neoprene da 5m (10m a richiesta) per connessione elettrica remota; per garantire la tenuta è consigliabile utilizzare cavi flessibili idonei all'impiego in ambienti esterni. Accessorio asta per installazione a terra disponibile in due lunghezze da ordinare separatamente.

Power LED source included. Equipped with an integrated snoot for higher visual comfort: the asymmetrical cut visor is available as an accessory. Collimators are available as an accessory to modify the beam opening. Integrated electric power supply 220-240V ON/ OFF and adjustable 1-10V or DALI. Equipped with a 5m neoprene cable (10m upon request) for remote connection. To guarantee its water tightness, it is recommended to use flexible cables designed for outdoor use. The rod for ground installations is available in two sizes and needs to be ordered separately.

Optic Narrow Spot
2200K disponibile su richiesta.

Optic Narrow Spot
2200K available on request.

Optic Narrow Spot 6°

Power Led: 4,1W - 248 lm ≠ FIXT 230 lm - 2700K/CRI 80 - 220-240V / 4,1W - 258 lm ≠ FIXT 239 lm - 3000K/CRI 80 - 220-240V / 4,1W - 267 lm ≠ FIXT 247 lm - 4000K/CRI 80 - 220-240V

2700K

Non Dimmable

- F026G2AA001
- F026G2AA006
- F026G2AA012
- F026G2AA018
- F026G2AA030
- F026G2AA033
- 1-10V
- F026G2AB001
- F026G2AB006
- F026G2AB012
- F026G2AB018
- F026G2AB030
- F026G2AB033
- Dali
- F026G2AD001
- F026G2AD006
- F026G2AD012
- F026G2AD018
- F026G2AD030
- F026G2AD033

3000K

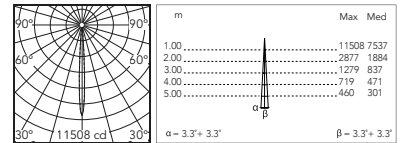
Non Dimmable

- F026G3AA001
- F026G3AA006
- F026G3AA012
- F026G3AA018
- F026G3AA030
- F026G3AA033
- 1-10V
- F026G3AB001
- F026G3AB006
- F026G3AB012
- F026G3AB018
- F026G3AB030
- F026G3AB033
- Dali
- F026G3AD001
- F026G3AD006
- F026G3AD012
- F026G3AD018
- F026G3AD030
- F026G3AD033

4000K

Non Dimmable

- F026G4AA001
- F026G4AA006
- F026G4AA012
- F026G4AA018
- F026G4AA030
- F026G4AA033
- 1-10V
- F026G4AB001
- F026G4AB006
- F026G4AB012
- F026G4AB018
- F026G4AB030
- F026G4AB033
- Dali
- F026G4AD001
- F026G4AD006
- F026G4AD012
- F026G4AD018
- F026G4AD030
- F026G4AD033



@ 3000K

Optic Spot 9,5°

Power Led: 10,5W - 920 lm ≠ FIXT 769 lm - 2700K/CRI 80 - 220-240V / 10,5W - 966 lm ≠ FIXT 808 lm - 3000K/CRI 80 - 220-240V / 10,5W - 1012 lm ≠ FIXT 846 lm - 4000K/CRI 80 - 220-240V

2700K

Non Dimmable

- F026G2BA001
- F026G2BA006
- F026G2BA012
- F026G2BA018
- F026G2BA030
- F026G2BA033
- 1-10V
- F026G2BB001
- F026G2BB006
- F026G2BB012
- F026G2BB018
- F026G2BB030
- F026G2BB033
- Dali
- F026G2BD001
- F026G2BD006
- F026G2BD012
- F026G2BD018
- F026G2BD030
- F026G2BD033

3000K

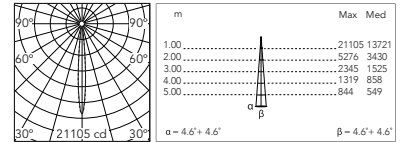
Non Dimmable

- F026G3BA001
- F026G3BA006
- F026G3BA012
- F026G3BA018
- F026G3BA030
- F026G3BA033
- 1-10V
- F026G3BB001
- F026G3BB006
- F026G3BB012
- F026G3BB018
- F026G3BB030
- F026G3BB033
- Dali
- F026G3BD001
- F026G3BD006
- F026G3BD012
- F026G3BD018
- F026G3BD030
- F026G3BD033

4000K

Non Dimmable

- F026G4BA001
- F026G4BA006
- F026G4BA012
- F026G4BA018
- F026G4BA030
- F026G4BA033
- 1-10V
- F026G4BB001
- F026G4BB006
- F026G4BB012
- F026G4BB018
- F026G4BB030
- F026G4BB033
- Dali
- F026G4BD001
- F026G4BD006
- F026G4BD012
- F026G4BD018
- F026G4BD030
- F026G4BD033



@ 3000K

Spine F 2 Ultra

Optic Medium Flood 28°

Power Led: 10,5W - 920 lm ≠ FIXT 715 lm - 2700K/CRI 80 - 220-240V / 10,5W - 966 lm ≠ FIXT 742 lm - 3000K/CRI 80 - 220-240V / 10,5W - 1012 lm ≠ FIXT 767 lm - 4000K/CRI 80 - 220-240V

2700K

Non Dimmable

- F026G2CA001
- F026G2CA006
- F026G2CA012
- F026G2CA018
- F026G2CA030
- F026G2CA033
- 1-10V
- F026G2CB001
- F026G2CB006
- F026G2CB012
- F026G2CB018
- F026G2CB030
- F026G2CB033
- Dali
- F026G2CD001
- F026G2CD006
- F026G2CD012
- F026G2CD018
- F026G2CD030
- F026G2CD033

3000K

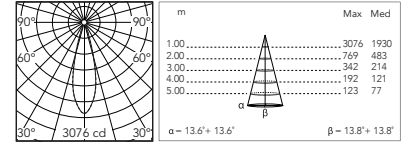
Non Dimmable

- F026G3CA001
- F026G3CA006
- F026G3CA012
- F026G3CA018
- F026G3CA030
- F026G3CA033
- 1-10V
- F026G3CB001
- F026G3CB006
- F026G3CB012
- F026G3CB018
- F026G3CB030
- F026G3CB033
- Dali
- F026G3CD001
- F026G3CD006
- F026G3CD012
- F026G3CD018
- F026G3CD030
- F026G3CD033

4000K

Non Dimmable

- F026G4CA001
- F026G4CA006
- F026G4CA012
- F026G4CA018
- F026G4CA030
- F026G4CA033
- 1-10V
- F026G4CB001
- F026G4CB006
- F026G4CB012
- F026G4CB018
- F026G4CB030
- F026G4CB033
- Dali
- F026G4CD001
- F026G4CD006
- F026G4CD012
- F026G4CD018
- F026G4CD030
- F026G4CD033



@ 3000K

Optic Flood 33°

Power Led: 10,5W - 920 lm ≠ FIXT 695 lm - 2700K/CRI 80 - 220-240V / 10,5W - 966 lm ≠ FIXT 721 lm - 3000K/CRI 80 - 220-240V / 10,5W - 1012 lm ≠ FIXT 746 lm - 4000K/CRI 80 - 220-240V

2700K

Non Dimmable

- F026G2DA001
- F026G2DA006
- F026G2DA012
- F026G2DA018
- F026G2DA030
- F026G2DA033
- 1-10V
- F026G2DB001
- F026G2DB006
- F026G2DB012
- F026G2DB018
- F026G2DB030
- F026G2DB033
- Dali
- F026G2DD001
- F026G2DD006
- F026G2DD012
- F026G2DD018
- F026G2DD030
- F026G2DD033

3000K

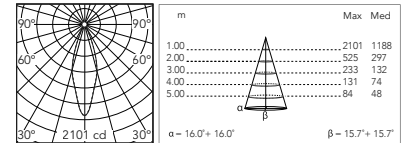
Non Dimmable

- F026G3DA001
- F026G3DA006
- F026G3DA012
- F026G3DA018
- F026G3DA030
- F026G3DA033
- 1-10V
- F026G3DB001
- F026G3DB006
- F026G3DB012
- F026G3DB018
- F026G3DB030
- F026G3DB033
- Dali
- F026G3DD001
- F026G3DD006
- F026G3DD012
- F026G3DD018
- F026G3DD030
- F026G3DD033

4000K

Non Dimmable

- F026G4DA001
- F026G4DA006
- F026G4DA012
- F026G4DA018
- F026G4DA030
- F026G4DA033
- 1-10V
- F026G4DB001
- F026G4DB006
- F026G4DB012
- F026G4DB018
- F026G4DB030
- F026G4DB033
- Dali
- F026G4DD001
- F026G4DD006
- F026G4DD012
- F026G4DD018
- F026G4DD030
- F026G4DD033



@ 3000K

Optic Wide Flood 51°

Power Led: 10,5W - 920 lm ≠ FIXT 711 lm - 2700K/CRI 80 - 220-240V / 10,5W - 966 lm ≠ FIXT 741 lm - 3000K/CRI 80 - 220-240V / 10,5W - 1012 lm ≠ FIXT 778 lm - 4000K/CRI 80 - 220-240V

2700K

Non Dimmable

- F026G2EA001
- F026G2EA006
- F026G2EA012
- F026G2EA018
- F026G2EA030
- F026G2EA033
- 1-10V
- F026G2EB001
- F026G2EB006
- F026G2EB012
- F026G2EB018
- F026G2EB030
- F026G2EB033
- Dali
- F026G2ED001
- F026G2ED006
- F026G2ED012
- F026G2ED018
- F026G2ED030
- F026G2ED033

3000K

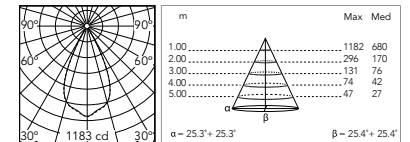
Non Dimmable

- F026G3EA001
- F026G3EA006
- F026G3EA012
- F026G3EA018
- F026G3EA030
- F026G3EA033
- 1-10V
- F026G3EB001
- F026G3EB006
- F026G3EB012
- F026G3EB018
- F026G3EB030
- F026G3EB033
- Dali
- F026G3ED001
- F026G3ED006
- F026G3ED012
- F026G3ED018
- F026G3ED030
- F026G3ED033

4000K

Non Dimmable

- F026G4EA001
- F026G4EA006
- F026G4EA012
- F026G4EA018
- F026G4EA030
- F026G4EA033
- 1-10V
- F026G4EB001
- F026G4EB006
- F026G4EB012
- F026G4EB018
- F026G4EB030
- F026G4EB033
- Dali
- F026G4ED001
- F026G4ED006
- F026G4ED012
- F026G4ED018
- F026G4ED030
- F026G4ED033



@ 3000K

Spine F 2 Ultra

Optic Elliptical 1 9,5° x 48°

Power Led: 10,5W - 920 lm ≠ FIXT 717 lm - 2700K/CRI 80 - 220-240V / 10,5W - 966 lm ≠ FIXT 744 lm - 3000K/CRI 80 - 220-240V / 10,5W - 1012 lm ≠ FIXT 770 lm - 4000K/CRI 80 - 220-240V

2700K

Non Dimmable

- F026G2FA001
- F026G2FA006
- F026G2FA012
- F026G2FA018
- F026G2FA030
- F026G2FA033
- 1-10V
- F026G2FB001
- F026G2FB006
- F026G2FB012
- F026G2FB018
- F026G2FB030
- F026G2FB033
- Dali
- F026G2FD001
- F026G2FD006
- F026G2FD012
- F026G2FD018
- F026G2FD030
- F026G2FD033

3000K

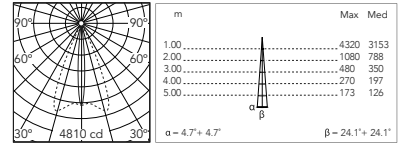
Non Dimmable

- F026G3FA001
- F026G3FA006
- F026G3FA012
- F026G3FA018
- F026G3FA030
- F026G3FA033
- 1-10V
- F026G3FB001
- F026G3FB006
- F026G3FB012
- F026G3FB018
- F026G3FB030
- F026G3FB033
- Dali
- F026G3FD001
- F026G3FD006
- F026G3FD012
- F026G3FD018
- F026G3FD030
- F026G3FD033

4000K

Non Dimmable

- F026G4FA001
- F026G4FA006
- F026G4FA012
- F026G4FA018
- F026G4FA030
- F026G4FA033
- 1-10V
- F026G4FB001
- F026G4FB006
- F026G4FB012
- F026G4FB018
- F026G4FB030
- F026G4FB033
- Dali
- F026G4FD001
- F026G4FD006
- F026G4FD012
- F026G4FD018
- F026G4FD030
- F026G4FD033



@ 3000K

Optic Elliptical 2 24° x 50°

Power Led: 10,5W - 920 lm ≠ FIXT 699 lm - 2700K/CRI 80 - 220-240V / 10,5W - 966 lm ≠ FIXT 725 lm - 3000K/CRI 80 - 220-240V / 10,5W - 1012 lm ≠ FIXT 750 lm - 4000K/CRI 80 - 220-240V

2700K

Non Dimmable

- F026G2GA001
- F026G2GA006
- F026G2GA012
- F026G2GA018
- F026G2GA030
- F026G2GA033
- 1-10V
- F026G2GB001
- F026G2GB006
- F026G2GB012
- F026G2GB018
- F026G2GB030
- F026G2GB033
- Dali
- F026G2GD001
- F026G2GD006
- F026G2GD012
- F026G2GD018
- F026G2GD030
- F026G2GD033

3000K

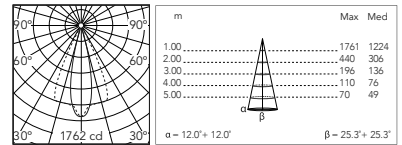
Non Dimmable

- F026G3GA001
- F026G3GA006
- F026G3GA012
- F026G3GA018
- F026G3GA030
- F026G3GA033
- 1-10V
- F026G3GB001
- F026G3GB006
- F026G3GB012
- F026G3GB018
- F026G3GB030
- F026G3GB033
- Dali
- F026G3GD001
- F026G3GD006
- F026G3GD012
- F026G3GD018
- F026G3GD030
- F026G3GD033

4000K

Non Dimmable

- F026G4GA001
- F026G4GA006
- F026G4GA012
- F026G4GA018
- F026G4GA030
- F026G4GA033
- 1-10V
- F026G4GB001
- F026G4GB006
- F026G4GB012
- F026G4GB018
- F026G4GB030
- F026G4GB033
- Dali
- F026G4GD001
- F026G4GD006
- F026G4GD012
- F026G4GD018
- F026G4GD030
- F026G4GD033



@ 3000K

Optic Wall Washer

Power Led: 10,5W - 920 lm ≠ FIXT 673 lm - 2700K/CRI 80 - 220-240V / 10,5W - 966 lm ≠ FIXT 698 lm - 3000K/CRI 80 - 220-240V / 10,5W - 1012 lm ≠ FIXT 672 lm - 4000K/CRI 80 - 220-240V

2700K

Non Dimmable

- F026G2HA001
- F026G2HA006
- F026G2HA012
- F026G2HA018
- F026G2HA030
- F026G2HA033
- 1-10V
- F026G2HB001
- F026G2HB006
- F026G2HB012
- F026G2HB018
- F026G2HB030
- F026G2HB033
- Dali
- F026G2HD001
- F026G2HD006
- F026G2HD012
- F026G2HD018
- F026G2HD030
- F026G2HD033

3000K

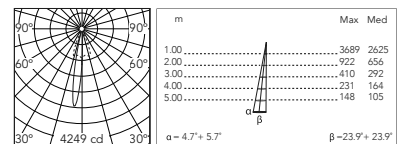
Non Dimmable

- F026G3HA001
- F026G3HA006
- F026G3HA012
- F026G3HA018
- F026G3HA030
- F026G3HA033
- 1-10V
- F026G3HB001
- F026G3HB006
- F026G3HB012
- F026G3HB018
- F026G3HB030
- F026G3HB033
- Dali
- F026G3HD001
- F026G3HD006
- F026G3HD012
- F026G3HD018
- F026G3HD030
- F026G3HD033

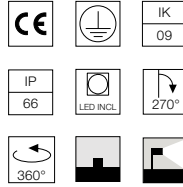
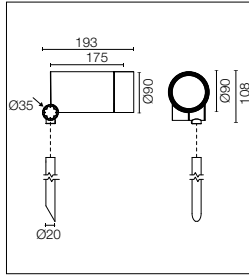
4000K

Non Dimmable

- F026G4HA001
- F026G4HA006
- F026G4HA012
- F026G4HA018
- F026G4HA030
- F026G4HA033
- 1-10V
- F026G4HB001
- F026G4HB006
- F026G4HB012
- F026G4HB018
- F026G4HB030
- F026G4HB033
- Dali
- F026G4HD001
- F026G4HD006
- F026G4HD012
- F026G4HD018
- F026G4HD030
- F026G4HD033



@ 3000K



Sorgente Power LED ad alta efficienza inclusa. Equipaggiato con snoot integrato per un maggiore comfort visivo; accessorio visor a taglio asimmetrico disponibile. Accessori collimatori disponibili per variare le aperture del fascio luminoso. Alimentazione elettrica 220-240V ON/ OFF e dimmerabile 1-10V o DALI integrata. Dotata di spezzone di cavo uscente in neoprene da 5m (10m a richiesta) per connessione elettrica remota; per garantire la tenuta è consigliabile utilizzare cavi flessibili idonei all'impiego in ambienti esterni. Accessorio asta per installazione a terra disponibile in due lunghezze da ordinare separatamente.

Energy-efficient Power LED source included Equipped with an integrated snoot for higher visual comfort: the asymmetrical cut visor is available as an accessory. Collimators are available as an accessory to modify the beam opening. Integrated electric power supply 220-240V ON/OFF and adjustable 1-10V or DALI. Equipped with a 5m neoprene cable (10m upon request) for remote connection. To guarantee its water tightness, it is recommended to use flexible cables designed for outdoor use. The rod for ground installations is available in two sizes and needs to be ordered separately.

2200K disponibile su richiesta.

2200K available on request.

Optic Spot 14,5°

Power Led: 17W - 1739 lm ≠ FIXT 1443 lm - 2700K/CRI 80 - 220-240V / 17W - 1803 lm ≠ FIXT 1497 lm - 3000K/CRI 80 - 220-240V / 17W - 1868 lm ≠ FIXT 1548 lm - 4000K/CRI 80 - 220-240V

2700K

Non Dimmable

- F026H2BA001
- F026H2BA006
- F026H2BA012
- F026H2BA018
- F026H2BA030
- F026H2BA033
- 1-10V
- F026H2BB001
- F026H2BB006
- F026H2BB012
- F026H2BB018
- F026H2BB030
- F026H2BB033
- Dali
- F026H2BD001
- F026H2BD006
- F026H2BD012
- F026H2BD018
- F026H2BD030
- F026H2BD033

3000K

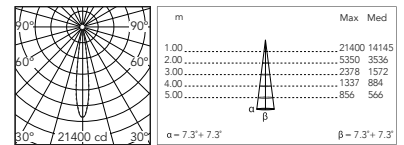
Non Dimmable

- F026H3BA001
- F026H3BA006
- F026H3BA012
- F026H3BA018
- F026H3BA030
- F026H3BA033
- 1-10V
- F026H3BB001
- F026H3BB006
- F026H3BB012
- F026H3BB018
- F026H3BB030
- F026H3BB033
- Dali
- F026H3BD001
- F026H3BD006
- F026H3BD012
- F026H3BD018
- F026H3BD030
- F026H3BD033

4000K

Non Dimmable

- F026H4BA001
- F026H4BA006
- F026H4BA012
- F026H4BA018
- F026H4BA030
- F026H4BA033
- 1-10V
- F026H4BB001
- F026H4BB006
- F026H4BB012
- F026H4BB018
- F026H4BB030
- F026H4BB033
- Dali
- F026H4BD001
- F026H4BD006
- F026H4BD012
- F026H4BD018
- F026H4BD030
- F026H4BD033



@ 3000K

Optic Medium Flood 26°

Power Led: 17W - 1739 lm ≠ FIXT 1336 lm - 2700K/CRI 80 - 220-240V / 17W - 1803 lm ≠ FIXT 1386 lm - 3000K/CRI 80 - 220-240V / 17W - 1868 lm ≠ FIXT 1434 lm - 4000K/CRI 80 - 220-240V

2700K

Non Dimmable

- F026H2CA001
- F026H2CA006
- F026H2CA012
- F026H2CA018
- F026H2CA030
- F026H2CA033
- 1-10V
- F026H2CB001
- F026H2CB006
- F026H2CB012
- F026H2CB018
- F026H2CB030
- F026H2CB033
- Dali
- F026H2CD001
- F026H2CD006
- F026H2CD012
- F026H2CD018
- F026H2CD030
- F026H2CD033

3000K

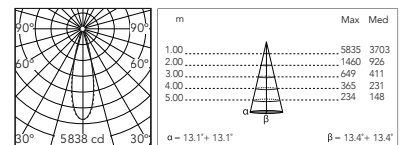
Non Dimmable

- F026H3CA001
- F026H3CA006
- F026H3CA012
- F026H3CA018
- F026H3CA030
- F026H3CA033
- 1-10V
- F026H3CB001
- F026H3CB006
- F026H3CB012
- F026H3CB018
- F026H3CB030
- F026H3CB033
- Dali
- F026H3CD001
- F026H3CD006
- F026H3CD012
- F026H3CD018
- F026H3CD030
- F026H3CD033

4000K

Non Dimmable

- F026H4CA001
- F026H4CA006
- F026H4CA012
- F026H4CA018
- F026H4CA030
- F026H4CA033
- 1-10V
- F026H4CB001
- F026H4CB006
- F026H4CB012
- F026H4CB018
- F026H4CB030
- F026H4CB033
- Dali
- F026H4CD001
- F026H4CD006
- F026H4CD012
- F026H4CD018
- F026H4CD030
- F026H4CD033



@ 3000K

Spine F 2 Ultra Hp

Optic Flood 36°

Power Led: 17W - 1739 lm ≠ FIXT 1302 lm - 2700K/CRI 80 - 220-240V / 17W - 1803 lm ≠ FIXT 1351 lm - 3000K/CRI 80 - 220-240V / 17W - 1868 lm ≠ FIXT 1397 lm - 4000K/CRI 80 - 220-240V

2700K

Non Dimmable

- F026H2DA001
- F026H2DA006
- F026H2DA012
- F026H2DA018
- F026H2DA030
- F026H2DA033
- 1-10V
- F026H2DB001
- F026H2DB006
- F026H2DB012
- F026H2DB018
- F026H2DB030
- F026H2DB033
- Dali
- F026H2DD001
- F026H2DD006
- F026H2DD012
- F026H2DD018
- F026H2DD030
- F026H2DD033

3000K

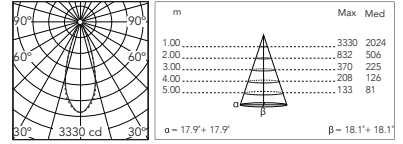
Non Dimmable

- F026H3DA001
- F026H3DA006
- F026H3DA012
- F026H3DA018
- F026H3DA030
- F026H3DA033
- 1-10V
- F026H3DB001
- F026H3DB006
- F026H3DB012
- F026H3DB018
- F026H3DB030
- F026H3DB033
- Dali
- F026H3DD001
- F026H3DD006
- F026H3DD012
- F026H3DD018
- F026H3DD030
- F026H3DD033

4000K

Non Dimmable

- F026H4DA001
- F026H4DA006
- F026H4DA012
- F026H4DA018
- F026H4DA030
- F026H4DA033
- 1-10V
- F026H4DB001
- F026H4DB006
- F026H4DB012
- F026H4DB018
- F026H4DB030
- F026H4DB033
- Dali
- F026H4DD001
- F026H4DD006
- F026H4DD012
- F026H4DD018
- F026H4DD030
- F026H4DD033



@ 3000K

Optic Wide Flood 52°

Power Led: 17W - 1739 lm ≠ FIXT 1303 lm - 2700K/CRI 80 - 220-240V / 17W - 1803 lm ≠ FIXT 1357 lm - 3000K/CRI 80 - 220-240V / 17W - 1868 lm ≠ FIXT 1411 lm - 4000K/CRI 80 - 220-240V

2700K

Non Dimmable

- F026H2EA001
- F026H2EA006
- F026H2EA012
- F026H2EA018
- F026H2EA030
- F026H2EA033
- 1-10V
- F026H2EB001
- F026H2EB006
- F026H2EB012
- F026H2EB018
- F026H2EB030
- F026H2EB033
- Dali
- F026H2ED001
- F026H2ED006
- F026H2ED012
- F026H2ED018
- F026H2ED030
- F026H2ED033

3000K

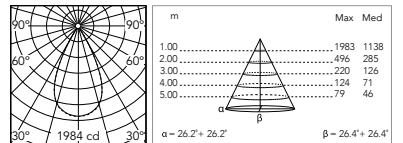
Non Dimmable

- F026H3EA001
- F026H3EA006
- F026H3EA012
- F026H3EA018
- F026H3EA030
- F026H3EA033
- 1-10V
- F026H3EB001
- F026H3EB006
- F026H3EB012
- F026H3EB018
- F026H3EB030
- F026H3EB033
- Dali
- F026H3ED001
- F026H3ED006
- F026H3ED012
- F026H3ED018
- F026H3ED030
- F026H3ED033

4000K

Non Dimmable

- F026H4EA001
- F026H4EA006
- F026H4EA012
- F026H4EA018
- F026H4EA030
- F026H4EA033
- 1-10V
- F026H4EB001
- F026H4EB006
- F026H4EB012
- F026H4EB018
- F026H4EB030
- F026H4EB033
- Dali
- F026H4ED001
- F026H4ED006
- F026H4ED012
- F026H4ED018
- F026H4ED030
- F026H4ED033



@ 3000K

Optic Elliptical 1 14° x 50°

Power Led: 17W - 1739 lm ≠ FIXT 1315 lm - 2700K/CRI 80 - 220-240V / 17W - 1803 lm ≠ FIXT 1364 lm - 3000K/CRI 80 - 220-240V / 17W - 1868 lm ≠ FIXT 1410 lm - 4000K/CRI 80 - 220-240V

2700K

Non Dimmable

- F026H2FA001
- F026H2FA006
- F026H2FA012
- F026H2FA018
- F026H2FA030
- F026H2FA033
- 1-10V
- F026H2FB001
- F026H2FB006
- F026H2FB012
- F026H2FB018
- F026H2FB030
- F026H2FB033
- Dali
- F026H2FD001
- F026H2FD006
- F026H2FD012
- F026H2FD018
- F026H2FD030
- F026H2FD033

3000K

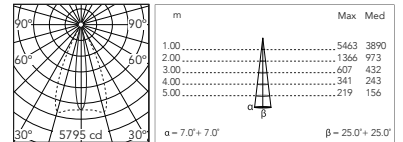
Non Dimmable

- F026H3FA001
- F026H3FA006
- F026H3FA012
- F026H3FA018
- F026H3FA030
- F026H3FA033
- 1-10V
- F026H3FB001
- F026H3FB006
- F026H3FB012
- F026H3FB018
- F026H3FB030
- F026H3FB033
- Dali
- F026H3FD001
- F026H3FD006
- F026H3FD012
- F026H3FD018
- F026H3FD030
- F026H3FD033

4000K

Non Dimmable

- F026H4FA001
- F026H4FA006
- F026H4FA012
- F026H4FA018
- F026H4FA030
- F026H4FA033
- 1-10V
- F026H4FB001
- F026H4FB006
- F026H4FB012
- F026H4FB018
- F026H4FB030
- F026H4FB033
- Dali
- F026H4FD001
- F026H4FD006
- F026H4FD012
- F026H4FD018
- F026H4FD030
- F026H4FD033



@ 3000K

Spine F 2 Ultra Hp

Optic Elliptical 2 25° x 52°

Power Led: 17W - 1739 lm ≠ FIXT 1298 lm - 2700K/CRI 80 - 220-240V / 17W - 1803 lm ≠ FIXT 1351 lm - 3000K/CRI 80 - 220-240V / 17W - 1868 lm ≠ FIXT 1393 lm - 4000K/CRI 80 - 220-240V

2700K

Non Dimmable

- F026H2GA001
- F026H2GA006
- F026H2GA012
- F026H2GA018
- F026H2GA030
- F026H2GA033
- 1-10V
- F026H2GB001
- F026H2GB006
- F026H2GB012
- F026H2GB018
- F026H2GB030
- F026H2GB033
- Dali
- F026H2GD001
- F026H2GD006
- F026H2GD012
- F026H2GD018
- F026H2GD030
- F026H2GD033

3000K

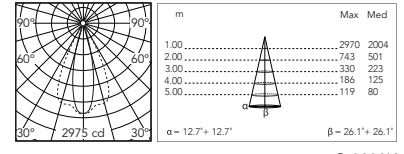
Non Dimmable

- F026H3GA001
- F026H3GA006
- F026H3GA012
- F026H3GA018
- F026H3GA030
- F026H3GA033
- 1-10V
- F026H3GB001
- F026H3GB006
- F026H3GB012
- F026H3GB018
- F026H3GB030
- F026H3GB033
- Dali
- F026H3GD001
- F026H3GD006
- F026H3GD012
- F026H3GD018
- F026H3GD030
- F026H3GD033

4000K

Non Dimmable

- F026H4GA001
- F026H4GA006
- F026H4GA012
- F026H4GA018
- F026H4GA030
- F026H4GA033
- 1-10V
- F026H4GB001
- F026H4GB006
- F026H4GB012
- F026H4GB018
- F026H4GB030
- F026H4GB033
- Dali
- F026H4GD001
- F026H4GD006
- F026H4GD012
- F026H4GD018
- F026H4GD030
- F026H4GD033



Optic Wall Washer

Power Led: 17W - 1739 lm ≠ FIXT 1277 lm - 2700K/CRI 80 - 220-240V / 17W - 1803 lm ≠ FIXT 1325 lm - 3000K/CRI 80 - 220-240V / 17W - 1868 lm ≠ FIXT 1370 lm - 4000K/CRI 80 - 220-240V

2700K

Non Dimmable

- F026H2HA001
- F026H2HA006
- F026H2HA012
- F026H2HA018
- F026H2HA030
- F026H2HA033
- 1-10V
- F026H2HB001
- F026H2HB006
- F026H2HB012
- F026H2HB018
- F026H2HB030
- F026H2HB033
- Dali
- F026H2HD001
- F026H2HD006
- F026H2HD012
- F026H2HD018
- F026H2HD030
- F026H2HD033

3000K

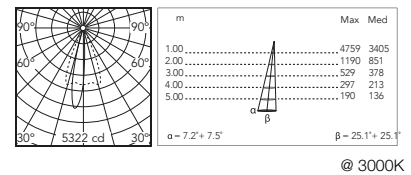
Non Dimmable

- F026H3HA001
- F026H3HA006
- F026H3HA012
- F026H3HA018
- F026H3HA030
- F026H3HA033
- 1-10V
- F026H3HB001
- F026H3HB006
- F026H3HB012
- F026H3HB018
- F026H3HB030
- F026H3HB033
- Dali
- F026H3HD001
- F026H3HD006
- F026H3HD012
- F026H3HD018
- F026H3HD030
- F026H3HD033


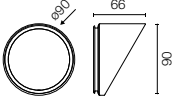

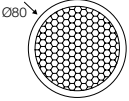

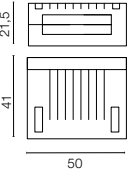

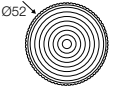

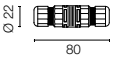

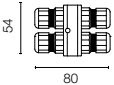



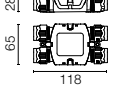

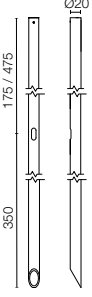
4000K

Non Dimmable

- F026H4HA001
- F026H4HA006
- F026H4HA012
- F026H4HA018
- F026H4HA030
- F026H4HA033
- 1-10V
- F026H4HB001
- F026H4HB006
- F026H4HB012
- F026H4HB018
- F026H4HB030
- F026H4HB033
- Dali
- F026H4HD001
- F026H4HD006
- F026H4HD012
- F026H4HD018
- F026H4HD030
- F026H4HD033




Spine F 2 Ultra: Accessori / Accessories

Visor	Visor	<ul style="list-style-type: none"> ○ F026Z050001 ● F026Z050006 ● F026Z050012 ● F026Z050018 ● F026Z050030 ● F026Z050033 		
Honeycomb	Honeycomb Louvre	F026Z060000		
Gelbox IPX8 per connessione elettrica.	Gelbox IPX8 for splicing connectors.	F990C110000		
Lenti converter / Converter lenses:				
- Converter Spine 2 Optic Medium Flood		F029Z020000		
- Converter Spine 2 Optic Flood		F029Z021000		
- Converter Spine 2 Optic Wide Flood		F029Z022000		
- Converter Spine 2 Optic Elliptic 1		F029Z023000		
- Converter Spine 2 Optic Elliptic 2		F029Z024000		
- Converter Spine 2 Optic Wall Washer		F029Z025000		
Sistema di giunzione IP68 H2O Stop anti-condensa a 2 vie 4 poli.	2 way terminal block 4 poles IP68 H2O Stop.	F990C00A000		
Sistema di giunzione IP68 H2O Stop anti-condensa a 3/4 vie 4 poli. (Ø5,5÷12mm cavo).	3/4 way terminal block 4 poles IP68 H2O Stop. (ø5,5÷12mm cable).	F990C010000		
Kit connettore 5 poli presa volante + spina EU IP68.	Connector kit 5-pole flying socket + EU plug IP68.	F990C080000		
Scatola di derivazione 5 poli 4 vie IP68 (cavi 6-14 mm).	4 way junction box 5 poles IP68 (6-14 mm cables).	F990C030000		
Asta lunghezza 200 - 500 mm fuori terra per installazione nel terreno	Pole with an overground length of 200 - 500 mm for ground installation.	200 mm <ul style="list-style-type: none"> ○ F026Z020001 ● F026Z020006 ● F026Z020012 ● F026Z020018 ● F026Z020030 ● F026Z020033 500 mm <ul style="list-style-type: none"> ○ F026Z030001 ● F026Z030006 ● F026Z030012 ● F026Z030018 ● F026Z030030 ● F026Z030033 		



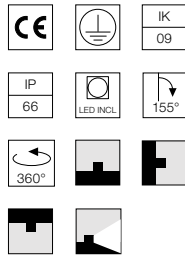
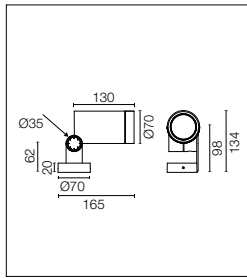
Spine L



La versione con braccio a L consente una facile connessione grazie alla possibilità dell'ingresso cavo laterale e un ingombro minimo in grado di soddisfare qualsiasi esigenza di installazione.

The L bracket option allows for an easier connection thanks to the possibility of a side cable entry as well as minimal size to meet any exigencies.

Spine L 1 Absolute



Sorgente COB LED inclusa. Alimentazione elettrica 220-240V ON/OFF integrata. Staffa minimale di fissaggio a L integrata. Dotata di spezzone di cavo uscente in neoprene da 5m (10m a richiesta) per connessione elettrica remota; per garantire la tenuta è consigliabile utilizzare cavi flessibili idonei all'impiego in ambienti esterni. Versione dimmerabile 1-10V o DALI con alimentatore remoto 24Vdc a richiesta.

LED COB light source integrated. Integrated electric power supply 220-240V ON/OFF. Minimum L-shaped mounting support integrated. Equipped with a 5m neoprene cable (10m upon request) for remote connection. To guarantee its water tightness, it is recommended to use flexible cables designed for outdoor use. Upon request: 1-10V or DALI dimmable version with 24Vdc remote power supply.

Optic Spot 15°

CoB Led: 11W - 1247 lm ≠ FIXT 923 lm - 2700K/CRI 80 - 220-240V / 11W - 1325 lm ≠ FIXT 982 lm - 3000K/CRI 80 - 220-240V / 11W - 1364 lm ≠ FIXT 1011 lm - 4000K/CRI 80 - 220-240V

2700K

Non Dimmable

- F025Q2BA001
- F025Q2BA006
- F025Q2BA012
- F025Q2BA018
- F025Q2BA030
- F025Q2BA033

3000K

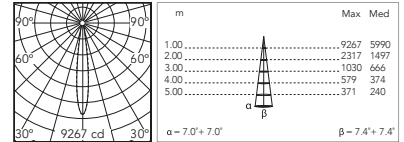
Non Dimmable

- F025Q3BA001
- F025Q3BA006
- F025Q3BA012
- F025Q3BA018
- F025Q3BA030
- F025Q3BA033

4000K

Non Dimmable

- F025Q4BA001
- F025Q4BA006
- F025Q4BA012
- F025Q4BA018
- F025Q4BA030
- F025Q4BA033



@ 3000K

Optic Medium Flood 33°

CoB Led: 11W - 1247 lm ≠ FIXT 906 lm - 2700K/CRI 80 - 220-240V / 11W - 1325 lm ≠ FIXT 964 lm - 3000K/CRI 80 - 220-240V / 11W - 1364 lm ≠ FIXT 993 lm - 4000K/CRI 80 - 220-240V

2700K

Non Dimmable

- F025Q2CA001
- F025Q2CA006
- F025Q2CA012
- F025Q2CA018
- F025Q2CA030
- F025Q2CA033

3000K

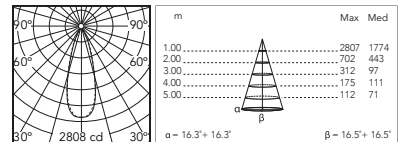
Non Dimmable

- F025Q3CA001
- F025Q3CA006
- F025Q3CA012
- F025Q3CA018
- F025Q3CA030
- F025Q3CA033

4000K

Non Dimmable

- F025Q4CA001
- F025Q4CA006
- F025Q4CA012
- F025Q4CA018
- F025Q4CA030
- F025Q4CA033



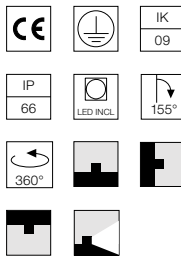
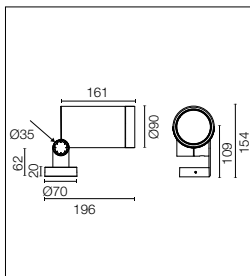
@ 3000K

Spine L 1 / L 2 Absolute: Accessori / Accessories

Honeycomb	Honeycomb Louvre	Spine L 1 F025Z060000		
Honeycomb	Honeycomb Louvre	Spine L 2 F026Z060000		
Gelbox IPX8 per connessione elettrica.	Gelbox IPX8 for splicing connectors.	Spine L 1 F990C100000		
Gelbox IPX8 per connessione elettrica.	Gelbox IPX8 for splicing connectors.	Spine L 2 F990C110000		

Spine L 1 / L 2 Absolute: Accessori per versioni non dimmable / Accessories for non-dimmable versions

Sistema di giunzione IP68 H2O Stop anti-condensa a 2 vie 4 poli.	2 way terminal block 4 poles IP68 H2O Stop.	F990C00A000		
Sistema di giunzione IP68 H2O Stop anti-condensa a 3/4 vie 4 poli. (Ø5,5÷12mm cavo).	3/4 way terminal block 4 poles IP68 H2O Stop. (Ø5,5÷12mm cable).	F990C010000		



Sorgente COB LED inclusa. Alimentazione elettrica 220-240V ON/ OFF e dimmerabile 1-10V o DALI integrata. Staffa minimale di fissaggio a L integrata. Dotata di spezzone di cavo uscente in neoprene da 5m (10m a richiesta) per connessione elettrica remota; per garantire la tenuta è consigliabile utilizzare cavi flessibili idonei all'impiego in ambienti esterni.

LED COB light source integrated. Integrated electric power supply 220-240V ON/OFF and adjustable 1-10V or DALI. Minimum L-shaped mounting support integrated. Equipped with a 5m neoprene cable (10m upon request) for remote connection. To guarantee its water tightness, it is recommended to use flexible cables designed for outdoor use.

Optic Spot 22°

CoB Led: 19,5W - 2197 lm ≠ FIXT 1939 lm - 2700K/CRI 80 - 220-240V / 19,5W - 2367 lm ≠ FIXT 2085 lm - 3000K/CRI 80 - 220-240V / 19,5W - 2497 lm ≠ FIXT 2120 lm - 4000K/CRI 80 - 220-240V

2700K

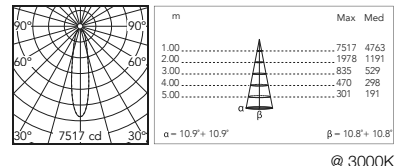
- Non Dimmable
- F026Q2BA001
 - F026Q2BA006
 - F026Q2BA012
 - F026Q2BA018
 - F026Q2BA030
 - F026Q2BA033
- 1-10V
- F026Q2BB001
 - F026Q2BB006
 - F026Q2BB012
 - F026Q2BB018
 - F026Q2BB030
 - F026Q2BB033
- Dali
- F026Q2BD001
 - F026Q2BD006
 - F026Q2BD012
 - F026Q2BD018
 - F026Q2BD030
 - F026Q2BD033

3000K

- Non Dimmable
- F026Q3BA001
 - F026Q3BA006
 - F026Q3BA012
 - F026Q3BA018
 - F026Q3BA030
 - F026Q3BA033
- 1-10V
- F026Q3BB001
 - F026Q3BB006
 - F026Q3BB012
 - F026Q3BB018
 - F026Q3BB030
 - F026Q3BB033
- Dali
- F026Q3BD001
 - F026Q3BD006
 - F026Q3BD012
 - F026Q3BD018
 - F026Q3BD030
 - F026Q3BD033

4000K

- Non Dimmable
- F026Q4BA001
 - F026Q4BA006
 - F026Q4BA012
 - F026Q4BA018
 - F026Q4BA030
 - F026Q4BA033
- 1-10V
- F026Q4BB001
 - F026Q4BB006
 - F026Q4BB012
 - F026Q4BB018
 - F026Q4BB030
 - F026Q4BB033
- Dali
- F026Q4BD001
 - F026Q4BD006
 - F026Q4BD012
 - F026Q4BD018
 - F026Q4BD030
 - F026Q4BD033



Optic Medium Flood 43°

CoB Led: 19,5W - 2197 lm ≠ FIXT 2026 lm - 2700K/CRI 80 - 220-240V / 19,5W - 2367 lm ≠ FIXT 2178 lm - 3000K/CRI 80 - 220-240V / 19,5W - 2497 lm ≠ FIXT 2298 lm - 4000K/CRI 80 - 220-240V

2700K

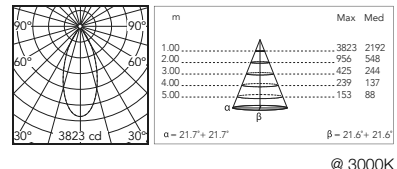
- Non Dimmable
- F026Q2CA001
 - F026Q2CA006
 - F026Q2CA012
 - F026Q2CA018
 - F026Q2CA030
 - F026Q2CA033
- 1-10V
- F026Q2CB001
 - F026Q2CB006
 - F026Q2CB012
 - F026Q2CB018
 - F026Q2CB030
 - F026Q2CB033
- Dali
- F026Q2CD001
 - F026Q2CD006
 - F026Q2CD012
 - F026Q2CD018
 - F026Q2CD030
 - F026Q2CD033

3000K

- Non Dimmable
- F026Q3CA001
 - F026Q3CA006
 - F026Q3CA012
 - F026Q3CA018
 - F026Q3CA030
 - F026Q3CA033
- 1-10V
- F026Q3CB001
 - F026Q3CB006
 - F026Q3CB012
 - F026Q3CB018
 - F026Q3CB030
 - F026Q3CB033
- Dali
- F026Q3CD001
 - F026Q3CD006
 - F026Q3CD012
 - F026Q3CD018
 - F026Q3CD030
 - F026Q3CD033

4000K

- Non Dimmable
- F026Q4CA001
 - F026Q4CA006
 - F026Q4CA012
 - F026Q4CA018
 - F026Q4CA030
 - F026Q4CA033
- 1-10V
- F026Q4CB001
 - F026Q4CB006
 - F026Q4CB012
 - F026Q4CB018
 - F026Q4CB030
 - F026Q4CB033
- Dali
- F026Q4CD001
 - F026Q4CD006
 - F026Q4CD012
 - F026Q4CD018
 - F026Q4CD030
 - F026Q4CD033



Spine L 2 Absolute: Accessori per versioni Dimmerabili / Accessories for dimmable versions

Kit connettore 5 poli presa volante + spina EU IP68.

Connector kit 5-pole flying socket + EU plug IP68.


F990C080000

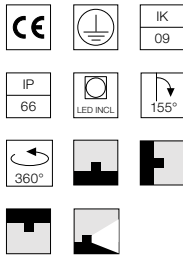
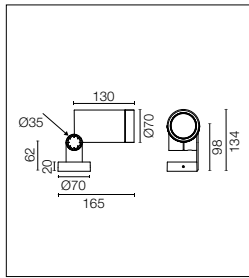


Scatola di derivazione 5 poli 4 vie IP68 (cavi 6-14 mm).

4 way junction box 5 poles IP68 (6-14 mm cables).

F990C030000





Sorgente Power LED inclusa. Equipaggiato con snoot integrato per un maggiore comfort visivo. Accessori collimatori disponibili per variare le aperture del fascio luminoso. Alimentazione elettrica 220-240V ON/OFF integrata. Staffa minimale di fissaggio a L integrata. Dotata di spezzone di cavo uscente in neoprene da 5m (10m a richiesta) per connessione elettrica remota; per garantire la tenuta è consigliabile utilizzare cavi flessibili idonei all'impiego in ambienti esterni. Versione dimmerabile 1-10V o DALI con alimentatore remoto 24Vdc a richiesta.

Power LED source included. Equipped with an integrated snoot for higher visual comfort. Collimators are available as an accessory to modify the beam opening. Integrated electric power supply 220-240V ON/OFF. Minimum L-shaped mounting support integrated. Equipped with a 5m neoprene cable (10m upon request) for remote connection. To guarantee its water tightness, it is recommended to use flexible cables designed for outdoor use. Upon request: 1-10V or DALI dimmable version with 24Vdc remote power supply.

2200K disponibile su richiesta.

2200K available on request.

Optic Narrow Spot 7°

Power Led: 3,5W - 168 lm ≠ FIXT 143 lm - 2700K/CRI 80 - 220-240V / 3,5W - 174 lm ≠ FIXT 149 lm - 3000K/CRI 80 - 220-240V / 3,5W - 180 lm ≠ FIXT 154 lm - 4000K/CRI 80 - 220-240V

2700K

Non Dimmable

- F025V2AA001
- F025V2AA006
- F025V2AA012
- F025V2AA018
- F025V2AA030
- F025V2AA033

3000K

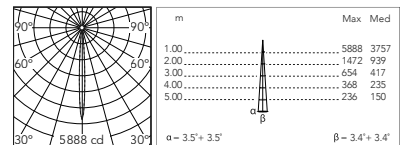
Non Dimmable

- F025V3AA001
- F025V3AA006
- F025V3AA012
- F025V3AA018
- F025V3AA030
- F025V3AA033

4000K

Non Dimmable

- F025V4AA001
- F025V4AA006
- F025V4AA012
- F025V4AA018
- F025V4AA030
- F025V4AA033



@ 3000K

Optic Spot 14°

Power Led: 7,9W - 671 lm ≠ FIXT 550 lm - 2700K/CRI 80 - 220-240V / 7,9W - 696 lm ≠ FIXT 571 lm - 3000K/CRI 80 - 220-240V / 7,9W - 720 lm ≠ FIXT 591 lm - 4000K/CRI 80 - 220-240V

2700K

Non Dimmable

- F025V2BA001
- F025V2BA006
- F025V2BA012
- F025V2BA018
- F025V2BA030
- F025V2BA033

3000K

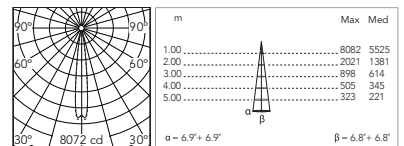
Non Dimmable

- F025V3BA001
- F025V3BA006
- F025V3BA012
- F025V3BA018
- F025V3BA030
- F025V3BA033

4000K

Non Dimmable

- F025V4BA001
- F025V4BA006
- F025V4BA012
- F025V4BA018
- F025V4BA030
- F025V4BA033



@ 3000K

Optic Medium Flood 24,5°

Power Led: 7,9W - 671 lm ≠ FIXT 499 lm - 2700K/CRI 80 - 220-240V / 7,9W - 696 lm ≠ FIXT 518 lm - 3000K/CRI 80 - 220-240V / 7,9W - 720 lm ≠ FIXT 536 lm - 4000K/CRI 80 - 220-240V

2700K

Non Dimmable

- F025V2CA001
- F025V2CA006
- F025V2CA012
- F025V2CA018
- F025V2CA030
- F025V2CA033

3000K

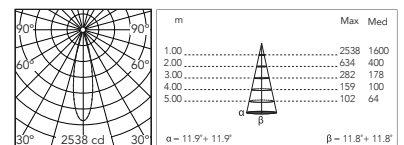
Non Dimmable

- F025V3CA001
- F025V3CA006
- F025V3CA012
- F025V3CA018
- F025V3CA030
- F025V3CA033

4000K

Non Dimmable

- F025V4CA001
- F025V4CA006
- F025V4CA012
- F025V4CA018
- F025V4CA030
- F025V4CA033



@ 3000K

Optic Flood 32°

Power Led: 7,9W - 671 lm ≠ FIXT 482 lm - 2700K/CRI 80 - 220-240V / 7,9W - 696 lm ≠ FIXT 500 lm - 3000K/CRI 80 - 220-240V / 7,9W - 720 lm ≠ FIXT 518 lm - 4000K/CRI 80 - 220-240V

2700K

Non Dimmable

- F025V2DA001
- F025V2DA006
- F025V2DA012
- F025V2DA018
- F025V2DA030
- F025V2DA033

3000K

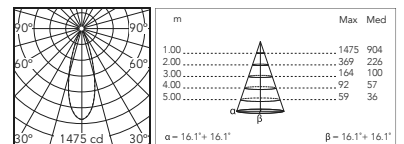
Non Dimmable

- F025V3DA001
- F025V3DA006
- F025V3DA012
- F025V3DA018
- F025V3DA030
- F025V3DA033

4000K

Non Dimmable

- F025V4DA001
- F025V4DA006
- F025V4DA012
- F025V4DA018
- F025V4DA030
- F025V4DA033



@ 3000K

Optic Wide Flood 49°

Power Led: 7,9W - 671 lm ≠ FIXT 480 lm - 2700K/CRI 80 - 220-240V / 7,9W - 696 lm ≠ FIXT 490 lm - 3000K/CRI 80 - 220-240V / 7,9W - 720 lm ≠ FIXT 505 lm - 4000K/CRI 80 - 220-240V

2700K

Non Dimmable

- F025V2EA001
- F025V2EA006
- F025V2EA012
- F025V2EA018
- F025V2EA030
- F025V2EA033

3000K

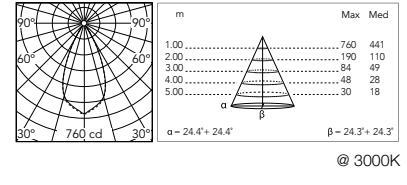
Non Dimmable

- F025V3EA001
- F025V3EA006
- F025V3EA012
- F025V3EA018
- F025V3EA030
- F025V3EA033

4000K

Non Dimmable

- F025V4EA001
- F025V4EA006
- F025V4EA012
- F025V4EA018
- F025V4EA030
- F025V4EA033



Optic Elliptical 1 13,5° x 50°

Power Led: 7,9W - 671 lm ≠ FIXT 500 lm - 2700K/CRI 80 - 220-240V / 7,9W - 696 lm ≠ FIXT 519 lm - 3000K/CRI 80 - 220-240V / 7,9W - 720 lm ≠ FIXT 537 lm - 4000K/CRI 80 - 220-240V

2700K

Non Dimmable

- F025V2FA001
- F025V2FA006
- F025V2FA012
- F025V2FA018
- F025V2FA030
- F025V2FA033

3000K

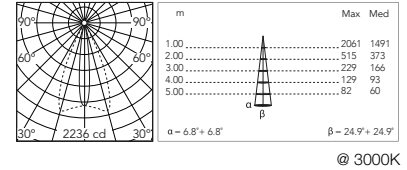
Non Dimmable

- F025V3FA001
- F025V3FA006
- F025V3FA012
- F025V3FA018
- F025V3FA030
- F025V3FA033

4000K

Non Dimmable

- F025V4FA001
- F025V4FA006
- F025V4FA012
- F025V4FA018
- F025V4FA030
- F025V4FA033



Optic Elliptical 2 26° x 51°

Power Led: 7,9W - 671 lm ≠ FIXT 487 lm - 2700K/CRI 80 - 220-240V / 7,9W - 696 lm ≠ FIXT 505 lm - 3000K/CRI 80 - 220-240V / 7,9W - 720 lm ≠ FIXT 523 lm - 4000K/CRI 80 - 220-240V

2700K

Non Dimmable

- F025V2GA001
- F025V2GA006
- F025V2GA012
- F025V2GA018
- F025V2GA030
- F025V2GA033

3000K

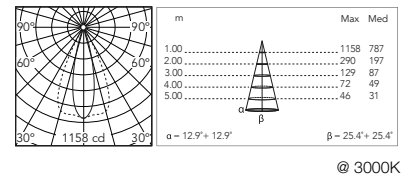
Non Dimmable

- F025V3GA001
- F025V3GA006
- F025V3GA012
- F025V3GA018
- F025V3GA030
- F025V3GA033

4000K

Non Dimmable

- F025V4GA001
- F025V4GA006
- F025V4GA012
- F025V4GA018
- F025V4GA030
- F025V4GA033



Optic Wall Washer

Power Led: 7,9W - 671 lm ≠ FIXT 471 lm - 2700K/CRI 80 - 220-240V / 7,9W - 696 lm ≠ FIXT 489 lm - 3000K/CRI 80 - 220-240V / 7,9W - 720 lm ≠ FIXT 506 lm - 4000K/CRI 80 - 220-240V

2700K

Non Dimmable

- F025V2HA001
- F025V2HA006
- F025V2HA012
- F025V2HA018
- F025V2HA030
- F025V2HA033

3000K

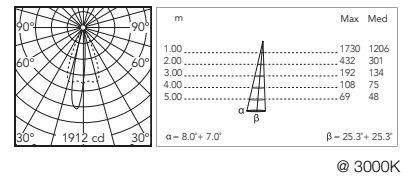
Non Dimmable

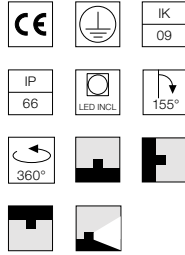
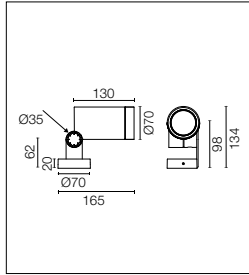
- F025V3HA001
- F025V3HA006
- F025V3HA012
- F025V3HA018
- F025V3HA030
- F025V3HA033

4000K

Non Dimmable

- F025V4HA001
- F025V4HA006
- F025V4HA012
- F025V4HA018
- F025V4HA030
- F025V4HA033





Sorgente Power LED ad alta efficienza inclusa. Equipaggiato con snoot integrato per un maggiore comfort visivo. Accessori collimatori disponibili per variare le aperture del fascio luminoso. Alimentazione elettrica 220-240V ON/OFF integrata. Staffa minimale di fissaggio a L integrata. Dotata di spezzone di cavo uscente in neoprene da 5m (10m a richiesta) per connessione elettrica remota; per garantire la tenuta è consigliabile utilizzare cavi flessibili idonei all'impiego in ambienti esterni. Versione dimmerabile 1-10V o DALI con alimentatore remoto 24Vdc a richiesta.

Energy-efficient Power LED source included Equipped with an integrated snoot for higher visual comfort. Collimators are available as an accessory to modify the beam opening. Integrated electric power supply 220-240V ON/OFF. Minimum L-shaped mounting support integrated. Equipped with a 5m neoprene cable (10m upon request) for remote connection. To guarantee its water tightness, it is recommended to use flexible cables designed for outdoor use. Upon request: 1-10V or DALI dimmable version with 24Vdc remote power supply.

Optic Spot 12°

Power Led: 10,5W - 920 lm ≠ FIXT 680 lm - 2700K/CRI 80 - 220-240V / 10,5W - 966 lm ≠ FIXT 706 lm - 3000K/CRI 80 - 220-240V / 10,5W - 1012 lm ≠ FIXT 730 lm - 4000K/CRI 80 - 220-240V

2700K

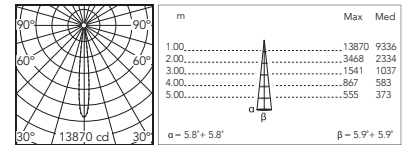
- Non Dimmable
- F025W2BA001
 - F025W2BA006
 - F025W2BA012
 - F025W2BA018
 - F025W2BA030
 - F025W2BA033

3000K

- Non Dimmable
- F025W3BA001
 - F025W3BA006
 - F025W3BA012
 - F025W3BA018
 - F025W3BA030
 - F025W3BA033

4000K

- Non Dimmable
- F025W4BA001
 - F025W4BA006
 - F025W4BA012
 - F025W4BA018
 - F025W4BA030
 - F025W4BA033



@ 3000K

Optic Medium Flood 26,5°

Power Led: 10,5W - 920 lm ≠ FIXT 594 lm - 2700K/CRI 80 - 220-240V / 10,5W - 966 lm ≠ FIXT 630 lm - 3000K/CRI 80 - 220-240V / 10,5W - 1012 lm ≠ FIXT 654 lm - 4000K/CRI 80 - 220-240V

2700K

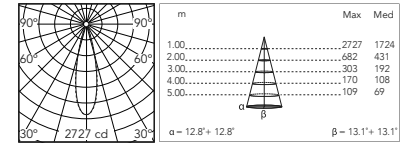
- Non Dimmable
- F025W2CA001
 - F025W2CA006
 - F025W2CA012
 - F025W2CA018
 - F025W2CA030
 - F025W2CA033

3000K

- Non Dimmable
- F025W3CA001
 - F025W3CA006
 - F025W3CA012
 - F025W3CA018
 - F025W3CA030
 - F025W3CA033

4000K

- Non Dimmable
- F025W4CA001
 - F025W4CA006
 - F025W4CA012
 - F025W4CA018
 - F025W4CA030
 - F025W4CA033



@ 3000K

Optic Flood 33,5°

Power Led: 10,5W - 920 lm ≠ FIXT 592 lm - 2700K/CRI 80 - 220-240V / 10,5W - 966 lm ≠ FIXT 627 lm - 3000K/CRI 80 - 220-240V / 10,5W - 1012 lm ≠ FIXT 651 lm - 4000K/CRI 80 - 220-240V

2700K

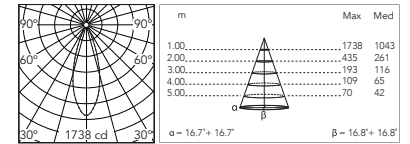
- Non Dimmable
- F025W2DA001
 - F025W2DA006
 - F025W2DA012
 - F025W2DA018
 - F025W2DA030
 - F025W2DA033

3000K

- Non Dimmable
- F025W3DA001
 - F025W3DA006
 - F025W3DA012
 - F025W3DA018
 - F025W3DA030
 - F025W3DA033

4000K

- Non Dimmable
- F025W4DA001
 - F025W4DA006
 - F025W4DA012
 - F025W4DA018
 - F025W4DA030
 - F025W4DA033



@ 3000K

Optic Wide Flood 50°

Power Led: 10,5W - 920 lm ≠ FIXT 591 lm - 2700K/CRI 80 - 220-240V / 10,5W - 966 lm ≠ FIXT 619 lm - 3000K/CRI 80 - 220-240V / 10,5W - 1012 lm ≠ FIXT 650 lm - 4000K/CRI 80 - 220-240V

2700K

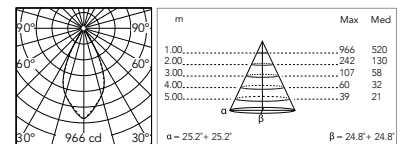
- Non Dimmable
- F025W2EA001
 - F025W2EA006
 - F025W2EA012
 - F025W2EA018
 - F025W2EA030
 - F025W2EA033

3000K

- Non Dimmable
- F025W3EA001
 - F025W3EA006
 - F025W3EA012
 - F025W3EA018
 - F025W3EA030
 - F025W3EA033

4000K

- Non Dimmable
- F025W4EA001
 - F025W4EA006
 - F025W4EA012
 - F025W4EA018
 - F025W4EA030
 - F025W4EA033



@ 3000K

Spine L 1 Pro Hp

Optic Elliptical 1 11,5° x 49°

Power Led: 10,5W - 920 lm ≠ FIXT 603 lm - 2700K/CRI 80 - 220-240V / 10,5W - 966 lm ≠ FIXT 639 lm - 3000K/CRI 80 - 220-240V / 10,5W - 1012 lm ≠ FIXT 663 lm - 4000K/CRI 80 - 220-240V

2700K

Non Dimmable

- F025W2FA001
- F025W2FA006
- F025W2FA012
- F025W2FA018
- F025W2FA030
- F025W2FA033

3000K

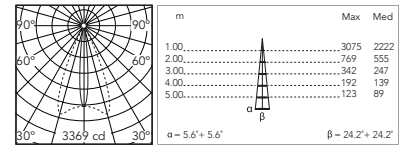
Non Dimmable

- F025W3FA001
- F025W3FA006
- F025W3FA012
- F025W3FA018
- F025W3FA030
- F025W3FA033

4000K

Non Dimmable

- F025W4FA001
- F025W4FA006
- F025W4FA012
- F025W4FA018
- F025W4FA030
- F025W4FA033



@ 3000K

Optic Elliptical 2 25,5° x 50°

Power Led: 10,5W - 920 lm ≠ FIXT 601 lm - 2700K/CRI 80 - 220-240V / 10,5W - 966 lm ≠ FIXT 624 lm - 3000K/CRI 80 - 220-240V / 10,5W - 1012 lm ≠ FIXT 645 lm - 4000K/CRI 80 - 220-240V

2700K

Non Dimmable

- F025W2GA001
- F025W2GA006
- F025W2GA012
- F025W2GA018
- F025W2GA030
- F025W2GA033

3000K

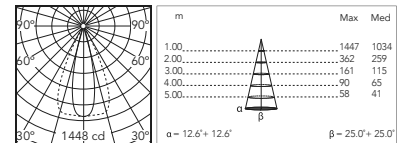
Non Dimmable

- F025W3GA001
- F025W3GA006
- F025W3GA012
- F025W3GA018
- F025W3GA030
- F025W3GA033

4000K

Non Dimmable

- F025W4GA001
- F025W4GA006
- F025W4GA012
- F025W4GA018
- F025W4GA030
- F025W4GA033



@ 3000K

Optic Wall Washer

Power Led: 10,5W - 920 lm ≠ FIXT 574 lm - 2700K/CRI 80 - 220-240V / 10,5W - 966 lm ≠ FIXT 609 lm - 3000K/CRI 80 - 220-240V / 10,5W - 1012 lm ≠ FIXT 631 lm - 4000K/CRI 80 - 220-240V

2700K

Non Dimmable

- F025W2HA001
- F025W2HA006
- F025W2HA012
- F025W2HA018
- F025W2HA030
- F025W2HA033

3000K

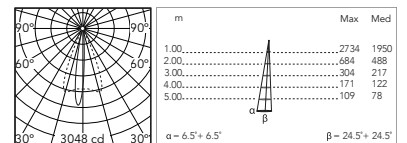
Non Dimmable

- F025W3HA001
- F025W3HA006
- F025W3HA012
- F025W3HA018
- F025W3HA030
- F025W3HA033

4000K

Non Dimmable

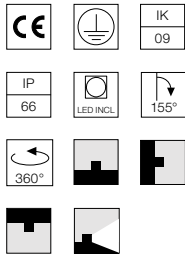
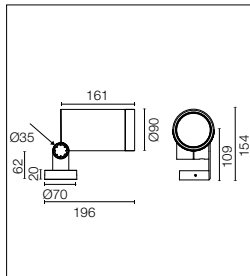
- F025W4HA001
- F025W4HA006
- F025W4HA012
- F025W4HA018
- F025W4HA030
- F025W4HA033



@ 3000K

Spine L 1 Pro: Accessori / Accessories

Honeycomb	Honeycomb Louvre	F025Z060000		
Gelbox IPX8 per connessione elettrica.	Gelbox IPX8 for splicing connectors.	F990C100000		
Sistema di giunzione IP68 H2O Stop anti-condensa a 2 vie 4 poli.	2 way terminal block 4 poles IP68 H2O Stop.	F990C00A000		
Sistema di giunzione IP68 H2O Stop anti-condensa a 3/4 vie 4 poli. (Ø5,5÷12mm cavo).	3/4 way terminal block 4 poles IP68 H2O Stop. (Ø5,5÷12mm cable).	F990C010000		
Lenti converter / Converter lenses:				
- Converter Spine 1 Optic Medium Flood		F029Z010000		
- Converter Spine 1 Optic Flood		F029Z011000		
- Converter Spine 1 Optic Wide Flood		F029Z012000		
- Converter Spine 1 Optic Elliptic 1		F029Z013000		
- Converter Spine 1 Optic Elliptic 2		F029Z014000		
- Converter Spine 1 Optic Wall Washer		F029Z015000		



Sorgente Power LED inclusa. Equipaggiato con snoot integrato per un maggiore comfort visivo. Accessori collimatori disponibili per variare le aperture del fascio luminoso. Alimentazione elettrica 220-240V ON/OFF e dimmerabile 1-10V o DALI integrata. Staffa minimale di fissaggio a L integrata. Dotata di spezzone di cavo uscente in neoprene da 5m (10m a richiesta) per connessione elettrica remota; per garantire la tenuta è consigliabile utilizzare cavi flessibili idonei all'impiego in ambienti esterni.

Power LED source included. Equipped with an integrated snoot for higher visual comfort. Collimators are available as an accessory to modify the beam opening. Integrated electric power supply 220-240V ON/OFF and adjustable 1-10V or DALI. Minimum L-shaped mounting support integrated. Equipped with a 5m neoprene cable (10m upon request) for remote connection. To guarantee its water tightness, it is recommended to use flexible cables designed for outdoor use.

Optic Narrow Spot
2200K disponibile su richiesta.

Optic Narrow Spot
2200K available on request.

Optic Narrow Spot 6°

Power Led: 4,1W - 248 lm ≠ FIXT 230 lm - 2700K/CRI 80 - 220-240V / 4,1W - 258 lm ≠ FIXT 239 lm - 3000K/CRI 80 - 220-240V / 4,1W - 267 lm ≠ FIXT 247 lm - 4000K/CRI 80 - 220-240V

2700K

Non Dimmable

- F026V2AA001
- F026V2AA006
- F026V2AA012
- F026V2AA018
- F026V2AA030
- F026V2AA033
- 1-10V
- F026V2AB001
- F026V2AB006
- F026V2AB012
- F026V2AB018
- F026V2AB030
- F026V2AB033
- Dali
- F026V2AD001
- F026V2AD006
- F026V2AD012
- F026V2AD018
- F026V2AD030
- F026V2AD033

3000K

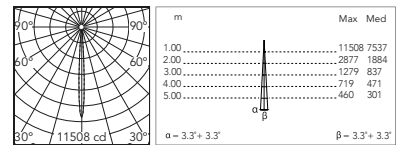
Non Dimmable

- F026V3AA001
- F026V3AA006
- F026V3AA012
- F026V3AA018
- F026V3AA030
- F026V3AA033
- 1-10V
- F026V3AB001
- F026V3AB006
- F026V3AB012
- F026V3AB018
- F026V3AB030
- F026V3AB033
- Dali
- F026V3AD001
- F026V3AD006
- F026V3AD012
- F026V3AD018
- F026V3AD030
- F026V3AD033

4000K

Non Dimmable

- F026V4AA001
- F026V4AA006
- F026V4AA012
- F026V4AA018
- F026V4AA030
- F026V4AA033
- 1-10V
- F026V4AB001
- F026V4AB006
- F026V4AB012
- F026V4AB018
- F026V4AB030
- F026V4AB033
- Dali
- F026V4AD001
- F026V4AD006
- F026V4AD012
- F026V4AD018
- F026V4AD030
- F026V4AD033



@ 3000K

Optic Spot 9,5°

Power Led: 10,5W - 920 lm ≠ FIXT 769 lm - 2700K/CRI 80 - 220-240V / 10,5W - 966 lm ≠ FIXT 808 lm - 3000K/CRI 80 - 220-240V / 10,5W - 1012 lm ≠ FIXT 846 lm - 4000K/CRI 80 - 220-240V

2700K

Non Dimmable

- F026V2BA001
- F026V2BA006
- F026V2BA012
- F026V2BA018
- F026V2BA030
- F026V2BA033
- 1-10V
- F026V2BB001
- F026V2BB006
- F026V2BB012
- F026V2BB018
- F026V2BB030
- F026V2BB033
- Dali
- F026V2BD001
- F026V2BD006
- F026V2BD012
- F026V2BD018
- F026V2BD030
- F026V2BD033

3000K

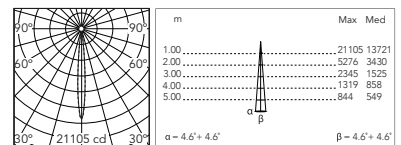
Non Dimmable

- F026V3BA001
- F026V3BA006
- F026V3BA012
- F026V3BA018
- F026V3BA030
- F026V3BA033
- 1-10V
- F026V3BB001
- F026V3BB006
- F026V3BB012
- F026V3BB018
- F026V3BB030
- F026V3BB033
- Dali
- F026V3BD001
- F026V3BD006
- F026V3BD012
- F026V3BD018
- F026V3BD030
- F026V3BD033

4000K

Non Dimmable

- F026V4BA001
- F026V4BA006
- F026V4BA012
- F026V4BA018
- F026V4BA030
- F026V4BA033
- 1-10V
- F026V4BB001
- F026V4BB006
- F026V4BB012
- F026V4BB018
- F026V4BB030
- F026V4BB033
- Dali
- F026V4BD001
- F026V4BD006
- F026V4BD012
- F026V4BD018
- F026V4BD030
- F026V4BD033



@ 3000K

Optic Medium Flood 28°

Power Led: 10,5W - 920 lm ≠ FIXT 715 lm - 2700K/CRI 80 - 220-240V / 10,5W - 966 lm ≠ FIXT 742 lm - 3000K/CRI 80 - 220-240V / 10,5W - 1012 lm ≠ FIXT 767 lm - 4000K/CRI 80 - 220-240V

2700K

Non Dimmable

- F026V2CA001
- F026V2CA006
- F026V2CA012
- F026V2CA018
- F026V2CA030
- F026V2CA033
- 1-10V
- F026V2CB001
- F026V2CB006
- F026V2CB012
- F026V2CB018
- F026V2CB030
- F026V2CB033
- Dali
- F026V2CD001
- F026V2CD006
- F026V2CD012
- F026V2CD018
- F026V2CD030
- F026V2CD033

3000K

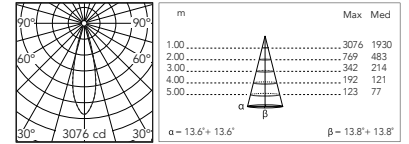
Non Dimmable

- F026V3CA001
- F026V3CA006
- F026V3CA012
- F026V3CA018
- F026V3CA030
- F026V3CA033
- 1-10V
- F026V3CB001
- F026V3CB006
- F026V3CB012
- F026V3CB018
- F026V3CB030
- F026V3CB033
- Dali
- F026V3CD001
- F026V3CD006
- F026V3CD012
- F026V3CD018
- F026V3CD030
- F026V3CD033

4000K

Non Dimmable

- F026V4CA001
- F026V4CA006
- F026V4CA012
- F026V4CA018
- F026V4CA030
- F026V4CA033
- 1-10V
- F026V4CB001
- F026V4CB006
- F026V4CB012
- F026V4CB018
- F026V4CB030
- F026V4CB033
- Dali
- F026V4CD001
- F026V4CD006
- F026V4CD012
- F026V4CD018
- F026V4CD030
- F026V4CD033



@ 3000K

Optic Flood 33°

Power Led: 10,5W - 920 lm ≠ FIXT 695 lm - 2700K/CRI 80 - 220-240V / 10,5W - 966 lm ≠ FIXT 721 lm - 3000K/CRI 80 - 220-240V / 10,5W - 1012 lm ≠ FIXT 746 lm - 4000K/CRI 80 - 220-240V

2700K

Non Dimmable

- F026V2DA001
- F026V2DA006
- F026V2DA012
- F026V2DA018
- F026V2DA030
- F026V2DA033
- 1-10V
- F026V2DB001
- F026V2DB006
- F026V2DB012
- F026V2DB018
- F026V2DB030
- F026V2DB033
- Dali
- F026V2DD001
- F026V2DD006
- F026V2DD012
- F026V2DD018
- F026V2DD030
- F026V2DD033

3000K

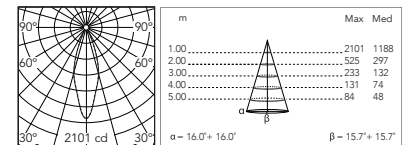
Non Dimmable

- F026V3DA001
- F026V3DA006
- F026V3DA012
- F026V3DA018
- F026V3DA030
- F026V3DA033
- 1-10V
- F026V3DB001
- F026V3DB006
- F026V3DB012
- F026V3DB018
- F026V3DB030
- F026V3DB033
- Dali
- F026V3DD001
- F026V3DD006
- F026V3DD012
- F026V3DD018
- F026V3DD030
- F026V3DD033

4000K

Non Dimmable

- F026V4DA001
- F026V4DA006
- F026V4DA012
- F026V4DA018
- F026V4DA030
- F026V4DA033
- 1-10V
- F026V4DB001
- F026V4DB006
- F026V4DB012
- F026V4DB018
- F026V4DB030
- F026V4DB033
- Dali
- F026V4DD001
- F026V4DD006
- F026V4DD012
- F026V4DD018
- F026V4DD030
- F026V4DD033



@ 3000K

Optic Wide Flood 51°

Power Led: 10,5W - 920 lm ≠ FIXT 711 lm - 2700K/CRI 80 - 220-240V / 10,5W - 966 lm ≠ FIXT 741 lm - 3000K/CRI 80 - 220-240V / 10,5W - 1012 lm ≠ FIXT 778 lm - 4000K/CRI 80 - 220-240V

2700K

Non Dimmable

- F026V2EA001
- F026V2EA006
- F026V2EA012
- F026V2EA018
- F026V2EA030
- F026V2EA033
- 1-10V
- F026V2EB001
- F026V2EB006
- F026V2EB012
- F026V2EB018
- F026V2EB030
- F026V2EB033
- Dali
- F026V2ED001
- F026V2ED006
- F026V2ED012
- F026V2ED018
- F026V2ED030
- F026V2ED033

3000K

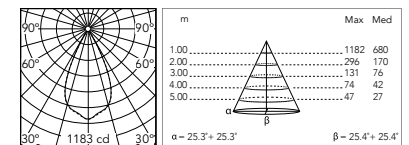
Non Dimmable

- F026V3EA001
- F026V3EA006
- F026V3EA012
- F026V3EA018
- F026V3EA030
- F026V3EA033
- 1-10V
- F026V3EB001
- F026V3EB006
- F026V3EB012
- F026V3EB018
- F026V3EB030
- F026V3EB033
- Dali
- F026V3ED001
- F026V3ED006
- F026V3ED012
- F026V3ED018
- F026V3ED030
- F026V3ED033

4000K

Non Dimmable

- F026V4EA001
- F026V4EA006
- F026V4EA012
- F026V4EA018
- F026V4EA030
- F026V4EA033
- 1-10V
- F026V4EB001
- F026V4EB006
- F026V4EB012
- F026V4EB018
- F026V4EB030
- F026V4EB033
- Dali
- F026V4ED001
- F026V4ED006
- F026V4ED012
- F026V4ED018
- F026V4ED030
- F026V4ED033



@ 3000K

Spine L 2 Pro

Optic Elliptical 1 9,5° x 48°

Power Led: 10,5W - 920 lm ≠ FIXT 717 lm - 2700K/CRI 80 - 220-240V / 10,5W - 966 lm ≠ FIXT 744 lm - 3000K/CRI 80 - 220-240V / 10,5W - 1012 lm ≠ FIXT 770 lm - 4000K/CRI 80 - 220-240V

2700K

Non Dimmable

- F026V2FA001
- F026V2FA006
- F026V2FA012
- F026V2FA018
- F026V2FA030
- F026V2FA033
- 1-10V
- F026V2FB001
- F026V2FB006
- F026V2FB012
- F026V2FB018
- F026V2FB030
- F026V2FB033
- Dali
- F026V2FD001
- F026V2FD006
- F026V2FD012
- F026V2FD018
- F026V2FD030
- F026V2FD033

3000K

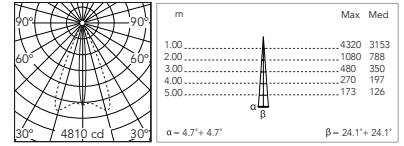
Non Dimmable

- F026V3FA001
- F026V3FA006
- F026V3FA012
- F026V3FA018
- F026V3FA030
- F026V3FA033
- 1-10V
- F026V3FB001
- F026V3FB006
- F026V3FB012
- F026V3FB018
- F026V3FB030
- F026V3FB033
- Dali
- F026V3FD001
- F026V3FD006
- F026V3FD012
- F026V3FD018
- F026V3FD030
- F026V3FD033

4000K

Non Dimmable

- F026V4FA001
- F026V4FA006
- F026V4FA012
- F026V4FA018
- F026V4FA030
- F026V4FA033
- 1-10V
- F026V4FB001
- F026V4FB006
- F026V4FB012
- F026V4FB018
- F026V4FB030
- F026V4FB033
- Dali
- F026V4FD001
- F026V4FD006
- F026V4FD012
- F026V4FD018
- F026V4FD030
- F026V4FD033



@ 3000K

Optic Elliptical 2 24° x 50°

Power Led: 10,5W - 920 lm ≠ FIXT 699 lm - 2700K/CRI 80 - 220-240V / 10,5W - 966 lm ≠ FIXT 725 lm - 3000K/CRI 80 - 220-240V / 10,5W - 1012 lm ≠ FIXT 750 lm - 4000K/CRI 80 - 220-240V

2700K

Non Dimmable

- F026V2GA001
- F026V2GA006
- F026V2GA012
- F026V2GA018
- F026V2GA030
- F026V2GA033
- 1-10V
- F026V2GB001
- F026V2GB006
- F026V2GB012
- F026V2GB018
- F026V2GB030
- F026V2GB033
- Dali
- F026V2GD001
- F026V2GD006
- F026V2GD012
- F026V2GD018
- F026V2GD030
- F026V2GD033

3000K

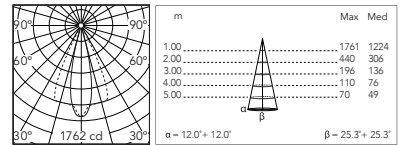
Non Dimmable

- F026V3GA001
- F026V3GA006
- F026V3GA012
- F026V3GA018
- F026V3GA030
- F026V3GA033
- 1-10V
- F026V3GB001
- F026V3GB006
- F026V3GB012
- F026V3GB018
- F026V3GB030
- F026V3GB033
- Dali
- F026V3GD001
- F026V3GD006
- F026V3GD012
- F026V3GD018
- F026V3GD030
- F026V3GD033

4000K

Non Dimmable

- F026V4GA001
- F026V4GA006
- F026V4GA012
- F026V4GA018
- F026V4GA030
- F026V4GA033
- 1-10V
- F026V4GB001
- F026V4GB006
- F026V4GB012
- F026V4GB018
- F026V4GB030
- F026V4GB033
- Dali
- F026V4GD001
- F026V4GD006
- F026V4GD012
- F026V4GD018
- F026V4GD030
- F026V4GD033



@ 3000K

Optic Wall Washer

Power Led: 10,5W - 920 lm ≠ FIXT 673 lm - 2700K/CRI 80 - 220-240V / 10,5W - 966 lm ≠ FIXT 698 lm - 3000K/CRI 80 - 220-240V / 10,5W - 1012 lm ≠ FIXT 672 lm - 4000K/CRI 80 - 220-240V

2700K

Non Dimmable

- F026V2HA001
- F026V2HA006
- F026V2HA012
- F026V2HA018
- F026V2HA030
- F026V2HA033
- 1-10V
- F026V2HB001
- F026V2HB006
- F026V2HB012
- F026V2HB018
- F026V2HB030
- F026V2HB033
- Dali
- F026V2HD001
- F026V2HD006
- F026V2HD012
- F026V2HD018
- F026V2HD030
- F026V2HD033

3000K

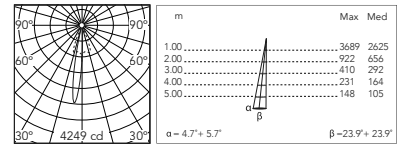
Non Dimmable

- F026V3HA001
- F026V3HA006
- F026V3HA012
- F026V3HA018
- F026V3HA030
- F026V3HA033
- 1-10V
- F026V3HB001
- F026V3HB006
- F026V3HB012
- F026V3HB018
- F026V3HB030
- F026V3HB033
- Dali
- F026V3HD001
- F026V3HD006
- F026V3HD012
- F026V3HD018
- F026V3HD030
- F026V3HD033

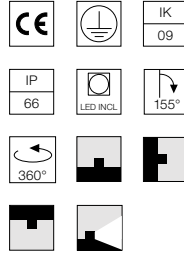
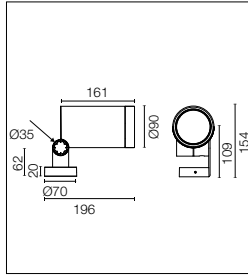
4000K

Non Dimmable

- F026V4HA001
- F026V4HA006
- F026V4HA012
- F026V4HA018
- F026V4HA030
- F026V4HA033
- 1-10V
- F026V4HB001
- F026V4HB006
- F026V4HB012
- F026V4HB018
- F026V4HB030
- F026V4HB033
- Dali
- F026V4HD001
- F026V4HD006
- F026V4HD012
- F026V4HD018
- F026V4HD030
- F026V4HD033



@ 3000K



Sorgente Power LED ad alta efficienza inclusa. Equipaggiato con snoot integrato per un maggiore comfort visivo. Accessori collimatori disponibili per variare le aperture del fascio luminoso. Alimentazione elettrica 220-240V ON/ OFF e dimmerabile 1-10V o DALI integrata. Staffa minimale di fissaggio a L integrata. Dotata di spezzone di cavo uscente in neoprene da 5m (10m a richiesta) per connessione elettrica remota; per garantire la tenuta è consigliabile utilizzare cavi flessibili idonei all'impiego in ambienti esterni.

Energy-efficient Power LED source included Equipped with an integrated snoot for higher visual comfort. Collimators are available as an accessory to modify the beam opening. Integrated electric power supply 220-240V ON/OFF and adjustable 1-10V or DALI. Minimum L-shaped mounting support integrated. Equipped with a 5m neoprene cable (10m upon request) for remote connection. To guarantee its water tightness, it is recommended to use flexible cables designed for outdoor use.

2200K disponibile su richiesta.

2200K available on request.

Optic Spot 14,5°

Power Led: 17W - 1739 lm ≠ FIXT 1443 lm - 2700K/CRI 80 - 220-240V / 17W - 1803 lm ≠ FIXT 1497 lm - 3000K/CRI 80 - 220-240V / 17W - 1868 lm ≠ FIXT 1548 lm - 4000K/CRI 80 - 220-240V

2700K

Non Dimmable

- F026W2BA001
- F026W2BA006
- F026W2BA012
- F026W2BA018
- F026W2BA030
- F026W2BA033
- 1-10V
- F026W2BB001
- F026W2BB006
- F026W2BB012
- F026W2BB018
- F026W2BB030
- F026W2BB033
- Dali
- F026W2BD001
- F026W2BD006
- F026W2BD012
- F026W2BD018
- F026W2BD030
- F026W2BD033

3000K

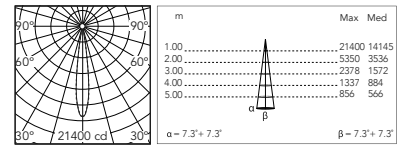
Non Dimmable

- F026W3BA001
- F026W3BA006
- F026W3BA012
- F026W3BA018
- F026W3BA030
- F026W3BA033
- 1-10V
- F026W3BB001
- F026W3BB006
- F026W3BB012
- F026W3BB018
- F026W3BB030
- F026W3BB033
- Dali
- F026W3BD001
- F026W3BD006
- F026W3BD012
- F026W3BD018
- F026W3BD030
- F026W3BD033

4000K

Non Dimmable

- F026W4BA001
- F026W4BA006
- F026W4BA012
- F026W4BA018
- F026W4BA030
- F026W4BA033
- 1-10V
- F026W4BB001
- F026W4BB006
- F026W4BB012
- F026W4BB018
- F026W4BB030
- F026W4BB033
- Dali
- F026W4BD001
- F026W4BD006
- F026W4BD012
- F026W4BD018
- F026W4BD030
- F026W4BD033



@ 3000K

Optic Medium Flood 26°

Power Led: 17W - 1739 lm ≠ FIXT 1336 lm - 2700K/CRI 80 - 220-240V / 17W - 1803 lm ≠ FIXT 1386 lm - 3000K/CRI 80 - 220-240V / 17W - 1868 lm ≠ FIXT 1434 lm - 4000K/CRI 80 - 220-240V

2700K

Non Dimmable

- F026W2CA001
- F026W2CA006
- F026W2CA012
- F026W2CA018
- F026W2CA030
- F026W2CA033
- 1-10V
- F026W2CB001
- F026W2CB006
- F026W2CB012
- F026W2CB018
- F026W2CB030
- F026W2CB033
- Dali
- F026W2CD001
- F026W2CD006
- F026W2CD012
- F026W2CD018
- F026W2CD030
- F026W2CD033

3000K

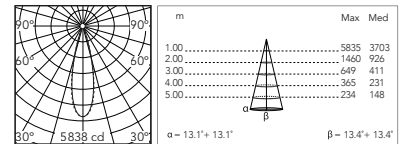
Non Dimmable

- F026W3CA001
- F026W3CA006
- F026W3CA012
- F026W3CA018
- F026W3CA030
- F026W3CA033
- 1-10V
- F026W3CB001
- F026W3CB006
- F026W3CB012
- F026W3CB018
- F026W3CB030
- F026W3CB033
- Dali
- F026W3CD001
- F026W3CD006
- F026W3CD012
- F026W3CD018
- F026W3CD030
- F026W3CD033

4000K

Non Dimmable

- F026W4CA001
- F026W4CA006
- F026W4CA012
- F026W4CA018
- F026W4CA030
- F026W4CA033
- 1-10V
- F026W4CB001
- F026W4CB006
- F026W4CB012
- F026W4CB018
- F026W4CB030
- F026W4CB033
- Dali
- F026W4CD001
- F026W4CD006
- F026W4CD012
- F026W4CD018
- F026W4CD030
- F026W4CD033



@ 3000K

Spine L 2 Pro Hp

Optic Flood 36°

Power Led: 17W - 1739 lm ≠ FIXT 1302 lm - 2700K/CRI 80 - 220-240V / 17W - 1803 lm ≠ FIXT 1351 lm - 3000K/CRI 80 - 220-240V / 17W - 1868 lm ≠ FIXT 1397 lm - 4000K/CRI 80 - 220-240V

2700K

Non Dimmable

- F026W2DA001
- F026W2DA006
- F026W2DA012
- F026W2DA018
- F026W2DA030
- F026W2DA033
- 1-10V
- F026W2DB001
- F026W2DB006
- F026W2DB012
- F026W2DB018
- F026W2DB030
- F026W2DB033
- Dali
- F026W2DD001
- F026W2DD006
- F026W2DD012
- F026W2DD018
- F026W2DD030
- F026W2DD033

3000K

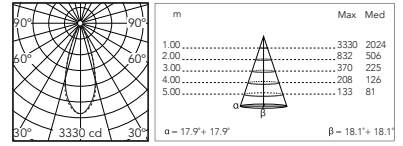
Non Dimmable

- F026W3DA001
- F026W3DA006
- F026W3DA012
- F026W3DA018
- F026W3DA030
- F026W3DA033
- 1-10V
- F026W3DB001
- F026W3DB006
- F026W3DB012
- F026W3DB018
- F026W3DB030
- F026W3DB033
- Dali
- F026W3DD001
- F026W3DD006
- F026W3DD012
- F026W3DD018
- F026W3DD030
- F026W3DD033

4000K

Non Dimmable

- F026W4DA001
- F026W4DA006
- F026W4DA012
- F026W4DA018
- F026W4DA030
- F026W4DA033
- 1-10V
- F026W4DB001
- F026W4DB006
- F026W4DB012
- F026W4DB018
- F026W4DB030
- F026W4DB033
- Dali
- F026W4DD001
- F026W4DD006
- F026W4DD012
- F026W4DD018
- F026W4DD030
- F026W4DD033



@ 3000K

Optic Wide Flood 52°

Power Led: 17W - 1739 lm ≠ FIXT 1303 lm - 2700K/CRI 80 - 220-240V / 17W - 1803 lm ≠ FIXT 1357 lm - 3000K/CRI 80 - 220-240V / 17W - 1868 lm ≠ FIXT 1411 lm - 4000K/CRI 80 - 220-240V

2700K

Non Dimmable

- F026W2EA001
- F026W2EA006
- F026W2EA012
- F026W2EA018
- F026W2EA030
- F026W2EA033
- 1-10V
- F026W2EB001
- F026W2EB006
- F026W2EB012
- F026W2EB018
- F026W2EB030
- F026W2EB033
- Dali
- F026W2ED001
- F026W2ED006
- F026W2ED012
- F026W2ED018
- F026W2ED030
- F026W2ED033

3000K

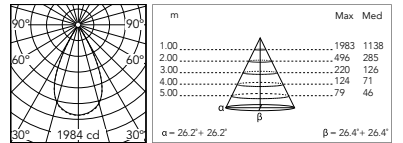
Non Dimmable

- F026W3EA001
- F026W3EA006
- F026W3EA012
- F026W3EA018
- F026W3EA030
- F026W3EA033
- 1-10V
- F026W3EB001
- F026W3EB006
- F026W3EB012
- F026W3EB018
- F026W3EB030
- F026W3EB033
- Dali
- F026W3ED001
- F026W3ED006
- F026W3ED012
- F026W3ED018
- F026W3ED030
- F026W3ED033

4000K

Non Dimmable

- F026W4EA001
- F026W4EA006
- F026W4EA012
- F026W4EA018
- F026W4EA030
- F026W4EA033
- 1-10V
- F026W4EB001
- F026W4EB006
- F026W4EB012
- F026W4EB018
- F026W4EB030
- F026W4EB033
- Dali
- F026W4ED001
- F026W4ED006
- F026W4ED012
- F026W4ED018
- F026W4ED030
- F026W4ED033



@ 3000K

Optic Elliptical 1 14° x 50°

Power Led: 17W - 1739 lm ≠ FIXT 1315 lm - 2700K/CRI 80 - 220-240V / 17W - 1803 lm ≠ FIXT 1364 lm - 3000K/CRI 80 - 220-240V / 17W - 1868 lm ≠ FIXT 1410 lm - 4000K/CRI 80 - 220-240V

2700K

Non Dimmable

- F026W2FA001
- F026W2FA006
- F026W2FA012
- F026W2FA018
- F026W2FA030
- F026W2FA033
- 1-10V
- F026W2FB001
- F026W2FB006
- F026W2FB012
- F026W2FB018
- F026W2FB030
- F026W2FB033
- Dali
- F026W2FD001
- F026W2FD006
- F026W2FD012
- F026W2FD018
- F026W2FD030
- F026W2FD033

3000K

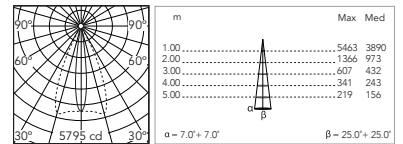
Non Dimmable

- F026W3FA001
- F026W3FA006
- F026W3FA012
- F026W3FA018
- F026W3FA030
- F026W3FA033
- 1-10V
- F026W3FB001
- F026W3FB006
- F026W3FB012
- F026W3FB018
- F026W3FB030
- F026W3FB033
- Dali
- F026W3FD001
- F026W3FD006
- F026W3FD012
- F026W3FD018
- F026W3FD030
- F026W3FD033

4000K

Non Dimmable

- F026W4FA001
- F026W4FA006
- F026W4FA012
- F026W4FA018
- F026W4FA030
- F026W4FA033
- 1-10V
- F026W4FB001
- F026W4FB006
- F026W4FB012
- F026W4FB018
- F026W4FB030
- F026W4FB033
- Dali
- F026W4FD001
- F026W4FD006
- F026W4FD012
- F026W4FD018
- F026W4FD030
- F026W4FD033



@ 3000K

Spine L 2 Pro Hp

Optic Elliptical 2 25° x 52°

Power Led: 17W - 1739 lm ≠ FIXT 1298 lm - 2700K/CRI 80 - 220-240V / 17W - 1803 lm ≠ FIXT 1351 lm - 3000K/CRI 80 - 220-240V / 17W - 1868 lm ≠ FIXT 1393 lm - 4000K/CRI 80 - 220-240V

2700K

Non Dimmable

- F026W2GA001
- F026W2GA006
- F026W2GA012
- F026W2GA018
- F026W2GA030
- F026W2GA033

1-10V

- F026W2GB001
- F026W2GB006
- F026W2GB012
- F026W2GB018
- F026W2GB030
- F026W2GB033

Dali

- F026W2GD001
- F026W2GD006
- F026W2GD012
- F026W2GD018
- F026W2GD030
- F026W2GD033

3000K

Non Dimmable

- F026W3GA001
- F026W3GA006
- F026W3GA012
- F026W3GA018
- F026W3GA030
- F026W3GA033

1-10V

- F026W3GB001
- F026W3GB006
- F026W3GB012
- F026W3GB018
- F026W3GB030
- F026W3GB033

Dali

- F026W3GD001
- F026W3GD006
- F026W3GD012
- F026W3GD018
- F026W3GD030
- F026W3GD033

4000K

Non Dimmable

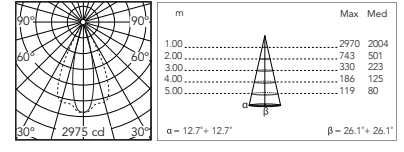
- F026W4GA001
- F026W4GA006
- F026W4GA012
- F026W4GA018
- F026W4GA030
- F026W4GA033

1-10V

- F026W4GB001
- F026W4GB006
- F026W4GB012
- F026W4GB018
- F026W4GB030
- F026W4GB033

Dali

- F026W4GD001
- F026W4GD006
- F026W4GD012
- F026W4GD018
- F026W4GD030
- F026W4GD033



Optic Wall Washer

Power Led: 17W - 1739 lm ≠ FIXT 1277 lm - 2700K/CRI 80 - 220-240V / 17W - 1803 lm ≠ FIXT 1325 lm - 3000K/CRI 80 - 220-240V / 17W - 1868 lm ≠ FIXT 1370 lm - 4000K/CRI 80 - 220-240V

2700K

Non Dimmable

- F026W2HA001
- F026W2HA006
- F026W2HA012
- F026W2HA018
- F026W2HA030
- F026W2HA033

1-10V

- F026W2HB001
- F026W2HB006
- F026W2HB012
- F026W2HB018
- F026W2HB030
- F026W2HB033

Dali

- F026W2HD001
- F026W2HD006
- F026W2HD012
- F026W2HD018
- F026W2HD030
- F026W2HD033

3000K

Non Dimmable

- F026W3HA001
- F026W3HA006
- F026W3HA012
- F026W3HA018
- F026W3HA030
- F026W3HA033

1-10V

- F026W3HB001
- F026W3HB006
- F026W3HB012
- F026W3HB018
- F026W3HB030
- F026W3HB033

Dali

- F026W3HD001
- F026W3HD006
- F026W3HD012
- F026W3HD018
- F026W3HD030
- F026W3HD033

4000K

Non Dimmable

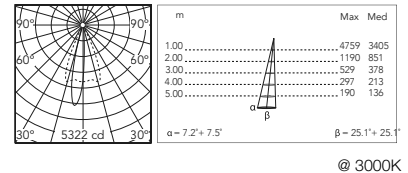
- F026W4HA001
- F026W4HA006
- F026W4HA012
- F026W4HA018
- F026W4HA030
- F026W4HA033

1-10V


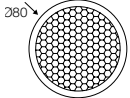

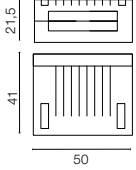

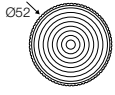

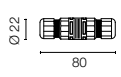

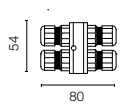



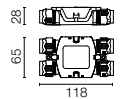
- F026W4HB001
- F026W4HB006
- F026W4HB012
- F026W4HB018
- F026W4HB030
- F026W4HB033


Dali

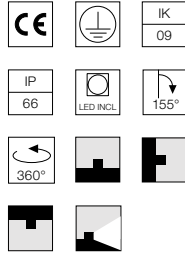
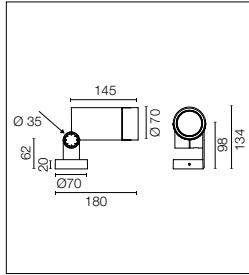
- F026W4HD001
- F026W4HD006
- F026W4HD012
- F026W4HD018
- F026W4HD030
- F026W4HD033



Spine L 2 Pro: Accessori / Accessories

Honeycomb	Honeycomb Louvre	F026Z060000		
Gelbox IPX8 per connessione elettrica.	Gelbox IPX8 for splicing connectors.	F990C110000		
Lenti converter / Converter lenses:				
- Converter Spine 2 Optic Medium Flood		F029Z020000		
- Converter Spine 2 Optic Flood		F029Z021000		
- Converter Spine 2 Optic Wide Flood		F029Z022000		
- Converter Spine 2 Optic Elliptic 1		F029Z023000		
- Converter Spine 2 Optic Elliptic 2		F029Z024000		
- Converter Spine 2 Optic Wall Washer		F029Z025000		
Sistema di giunzione IP68 H2O Stop anti-condensa a 2 vie 4 poli.	2 way terminal block 4 poles IP68 H2O Stop.	F990C00A000		
Sistema di giunzione IP68 H2O Stop anti-condensa a 3/4 vie 4 poli. (Ø5,5÷12mm cavo).	3/4 way terminal block 4 poles IP68 H2O Stop. (Ø5,5÷12mm cable).	F990C010000		
Kit connettore 5 poli presa volante + spina EU IP68.	Connector kit 5-pole flying socket + EU plug IP68.	F990C080000		
Scatola di derivazione 5 poli 4 vie IP68 (cavi 6-14 mm).	4 way junction box 5 poles IP68 (6-14 mm cables).	F990C030000		





Sorgente Power LED inclusa. Equipaggiato con snoot integrato per un maggiore comfort visivo; accessorio visor a taglio asimmetrico disponibile. Accessori collimatori disponibili per variare le aperture del fascio luminoso. Alimentazione elettrica 220-240V ON/OFF integrata. Staffa minimale di fissaggio a L integrata. Dotata di spezzone di cavo uscente in neoprene da 5m (10m a richiesta) per connessione elettrica remota; per garantire la tenuta è consigliabile utilizzare cavi flessibili idonei all'impiego in ambienti esterni. Versione dimmerabile 1-10V o DALI con alimentatore remoto 24Vdc a richiesta.

Power LED source included. Equipped with an integrated snoot for higher visual comfort: the asymmetrical cut visor is available as an accessory. Collimators are available as an accessory to modify the beam opening. Integrated electric power supply 220-240V ON/OFF. Minimum L-shaped mounting support integrated. Equipped with a 5m neoprene cable (10m upon request) for remote connection. To guarantee its water tightness, it is recommended to use flexible cables designed for outdoor use. Upon request: 1-10V or DALI dimmable version with 24Vdc remote power supply.

2200K disponibile su richiesta.

2200K available on request.

Optic Narrow Spot 7°

Power Led: 3,5W - 168 lm ≠ FIXT 143 lm - 2700K/CRI 80 - 220-240V / 3,5W - 174 lm ≠ FIXT 149 lm - 3000K/CRI 80 - 220-240V / 3,5W - 180 lm ≠ FIXT 154 lm - 4000K/CRI 80 - 220-240V

2700K

Non Dimmable

- F025R2AA001
- F025R2AA006
- F025R2AA012
- F025R2AA018
- F025R2AA030
- F025R2AA033

3000K

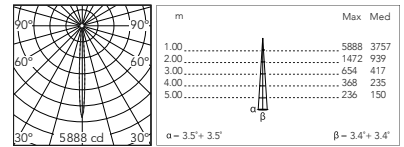
Non Dimmable

- F025R3AA001
- F025R3AA006
- F025R3AA012
- F025R3AA018
- F025R3AA030
- F025R3AA033

4000K

Non Dimmable

- F025R4AA001
- F025R4AA006
- F025R4AA012
- F025R4AA018
- F025R4AA030
- F025R4AA033



@ 3000K

Optic Spot 14°

Power Led: 7,9W - 671 lm ≠ FIXT 550 lm - 2700K/CRI 80 - 220-240V / 7,9W - 696 lm ≠ FIXT 571 lm - 3000K/CRI 80 - 220-240V / 7,9W - 720 lm ≠ FIXT 591 lm - 4000K/CRI 80 - 220-240V

2700K

Non Dimmable

- F025R2BA001
- F025R2BA006
- F025R2BA012
- F025R2BA018
- F025R2BA030
- F025R2BA033

3000K

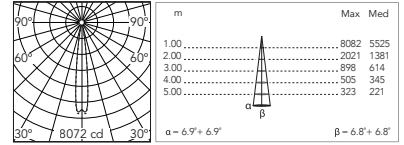
Non Dimmable

- F025R3BA001
- F025R3BA006
- F025R3BA012
- F025R3BA018
- F025R3BA030
- F025R3BA033

4000K

Non Dimmable

- F025R4BA001
- F025R4BA006
- F025R4BA012
- F025R4BA018
- F025R4BA030
- F025R4BA033



@ 3000K

Optic Medium Flood 24,5°

Power Led: 7,9W - 671 lm ≠ FIXT 499 lm - 2700K/CRI 80 - 220-240V / 7,9W - 696 lm ≠ FIXT 518 lm - 3000K/CRI 80 - 220-240V / 7,9W - 720 lm ≠ FIXT 536 lm - 4000K/CRI 80 - 220-240V

2700K

Non Dimmable

- F025R2CA001
- F025R2CA006
- F025R2CA012
- F025R2CA018
- F025R2CA030
- F025R2CA033

3000K

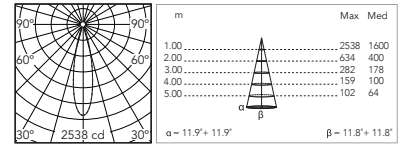
Non Dimmable

- F025R3CA001
- F025R3CA006
- F025R3CA012
- F025R3CA018
- F025R3CA030
- F025R3CA033

4000K

Non Dimmable

- F025R4CA001
- F025R4CA006
- F025R4CA012
- F025R4CA018
- F025R4CA030
- F025R4CA033



@ 3000K

Optic Flood 32°

Power Led: 7,9W - 671 lm ≠ FIXT 482 lm - 2700K/CRI 80 - 220-240V / 7,9W - 696 lm ≠ FIXT 500 lm - 3000K/CRI 80 - 220-240V / 7,9W - 720 lm ≠ FIXT 518 lm - 4000K/CRI 80 - 220-240V

2700K

Non Dimmable

- F025R2DA001
- F025R2DA006
- F025R2DA012
- F025R2DA018
- F025R2DA030
- F025R2DA033

3000K

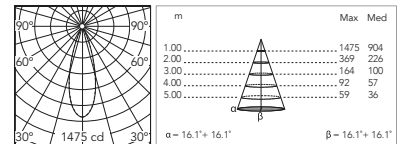
Non Dimmable

- F025R3DA001
- F025R3DA006
- F025R3DA012
- F025R3DA018
- F025R3DA030
- F025R3DA033

4000K

Non Dimmable

- F025R4DA001
- F025R4DA006
- F025R4DA012
- F025R4DA018
- F025R4DA030
- F025R4DA033



@ 3000K

Spine L 1 Ultra

Optic Wide Flood 49°

Power Led: 7,9W - 671 lm ≠ FIXT 480 lm - 2700K/CRI 80 - 220-240V / 7,9W - 696 lm ≠ FIXT 490 lm - 3000K/CRI 80 - 220-240V / 7,9W - 720 lm ≠ FIXT 505 lm - 4000K/CRI 80 - 220-240V

2700K

Non Dimmable

- F025R2EA001
- F025R2EA006
- F025R2EA012
- F025R2EA018
- F025R2EA030
- F025R2EA033

3000K

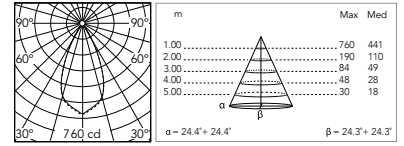
Non Dimmable

- F025R3EA001
- F025R3EA006
- F025R3EA012
- F025R3EA018
- F025R3EA030
- F025R3EA033

4000K

Non Dimmable

- F025R4EA001
- F025R4EA006
- F025R4EA012
- F025R4EA018
- F025R4EA030
- F025R4EA033



@ 3000K

Optic Elliptical 1 13,5° x 50°

Power Led: 7,9W - 671 lm ≠ FIXT 500 lm - 2700K/CRI 80 - 220-240V / 7,9W - 696 lm ≠ FIXT 519 lm - 3000K/CRI 80 - 220-240V / 7,9W - 720 lm ≠ FIXT 537 lm - 4000K/CRI 80 - 220-240V

2700K

Non Dimmable

- F025R2FA001
- F025R2FA006
- F025R2FA012
- F025R2FA018
- F025R2FA030
- F025R2FA033

3000K

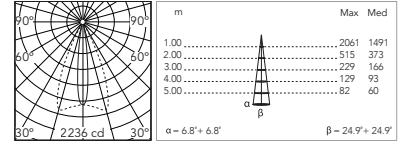
Non Dimmable

- F025R3FA001
- F025R3FA006
- F025R3FA012
- F025R3FA018
- F025R3FA030
- F025R3FA033

4000K

Non Dimmable

- F025R4FA001
- F025R4FA006
- F025R4FA012
- F025R4FA018
- F025R4FA030
- F025R4FA033



@ 3000K

Optic Elliptical 2 26° x 51°

Power Led: 7,9W - 671 lm ≠ FIXT 487 lm - 2700K/CRI 80 - 220-240V / 7,9W - 696 lm ≠ FIXT 505 lm - 3000K/CRI 80 - 220-240V / 7,9W - 720 lm ≠ FIXT 523 lm - 4000K/CRI 80 - 220-240V

2700K

Non Dimmable

- F025R2GA001
- F025R2GA006
- F025R2GA012
- F025R2GA018
- F025R2GA030
- F025R2GA033

3000K

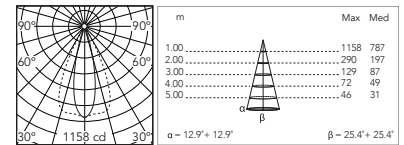
Non Dimmable

- F025R3GA001
- F025R3GA006
- F025R3GA012
- F025R3GA018
- F025R3GA030
- F025R3GA033

4000K

Non Dimmable

- F025R4GA001
- F025R4GA006
- F025R4GA012
- F025R4GA018
- F025R4GA030
- F025R4GA033



@ 3000K

Optic Wall Washer

Power Led: 7,9W - 671 lm ≠ FIXT 471 lm - 2700K/CRI 80 - 220-240V / 7,9W - 696 lm ≠ FIXT 489 lm - 3000K/CRI 80 - 220-240V / 7,9W - 720 lm ≠ FIXT 506 lm - 4000K/CRI 80 - 220-240V

2700K

Non Dimmable

- F025R2HA001
- F025R2HA006
- F025R2HA012
- F025R2HA018
- F025R2HA030
- F025R2HA033

3000K

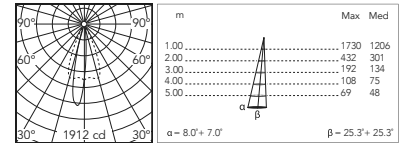
Non Dimmable

- F025R3HA001
- F025R3HA006
- F025R3HA012
- F025R3HA018
- F025R3HA030
- F025R3HA033

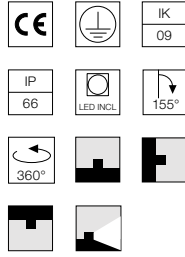
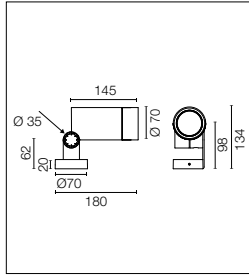
4000K

Non Dimmable

- F025R4HA001
- F025R4HA006
- F025R4HA012
- F025R4HA018
- F025R4HA030
- F025R4HA033



@ 3000K



Sorgente Power LED ad alta efficienza inclusa. Equipaggiato con snoot integrato per un maggiore comfort visivo; accessorio visor a taglio asimmetrico disponibile. Accessori collimatori disponibili per variare le aperture del fascio luminoso. Alimentazione elettrica 220-240V ON/OFF integrata. Staffa minimale di fissaggio a L integrata. Dotata di spezzone di cavo uscente in neoprene da 5m (10m a richiesta) per connessione elettrica remota; per garantire la tenuta è consigliabile utilizzare cavi flessibili idonei all'impiego in ambienti esterni. Versione dimmerabile 1-10V o DALI con alimentatore remoto 24Vdc a richiesta.

Energy-efficient Power LED source included. Equipped with an integrated snoot for higher visual comfort: the asymmetrical cut visor is available as an accessory. Collimators are available as an accessory to modify the beam opening. Integrated electric power supply 220-240V ON/OFF. Minimum L-shaped mounting support integrated. Equipped with a 5m neoprene cable (10m upon request) for remote connection. To guarantee its water tightness, it is recommended to use flexible cables designed for outdoor use. Upon request: 1-10V or DALI dimmable version with 24Vdc remote power supply.

Optic Spot 12°

Power Led: 10,5W - 920 lm ≠ FIXT 680 lm - 2700K/CRI 80 - 220-240V / 10,5W - 966 lm ≠ FIXT 706 lm - 3000K/CRI 80 - 220-240V / 10,5W - 1012 lm ≠ FIXT 730 lm - 4000K/CRI 80 - 220-240V

2700K

Non Dimmable

- F025S2BA001
- F025S2BA006
- F025S2BA012
- F025S2BA018
- F025S2BA030
- F025S2BA033

3000K

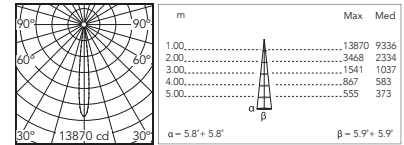
Non Dimmable

- F025S3BA001
- F025S3BA006
- F025S3BA012
- F025S3BA018
- F025S3BA030
- F025S3BA033

4000K

Non Dimmable

- F025S4BA001
- F025S4BA006
- F025S4BA012
- F025S4BA018
- F025S4BA030
- F025S4BA033



@ 3000K

Optic Medium Flood 26,5°

Power Led: 10,5W - 920 lm ≠ FIXT 594 lm - 2700K/CRI 80 - 220-240V / 10,5W - 966 lm ≠ FIXT 630 lm - 3000K/CRI 80 - 220-240V / 10,5W - 1012 lm ≠ FIXT 654 lm - 4000K/CRI 80 - 220-240V

2700K

Non Dimmable

- F025S2CA001
- F025S2CA006
- F025S2CA012
- F025S2CA018
- F025S2CA030
- F025S2CA033

3000K

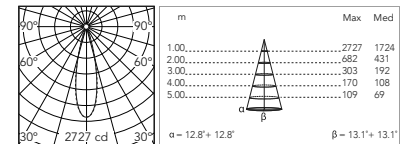
Non Dimmable

- F025S3CA001
- F025S3CA006
- F025S3CA012
- F025S3CA018
- F025S3CA030
- F025S3CA033

4000K

Non Dimmable

- F025S4CA001
- F025S4CA006
- F025S4CA012
- F025S4CA018
- F025S4CA030
- F025S4CA033



@ 3000K

Optic Flood 33,5°

Power Led: 10,5W - 920 lm ≠ FIXT 592 lm - 2700K/CRI 80 - 220-240V / 10,5W - 966 lm ≠ FIXT 627 lm - 3000K/CRI 80 - 220-240V / 10,5W - 1012 lm ≠ FIXT 651 lm - 4000K/CRI 80 - 220-240V

2700K

Non Dimmable

- F025S2DA001
- F025S2DA006
- F025S2DA012
- F025S2DA018
- F025S2DA030
- F025S2DA033

3000K

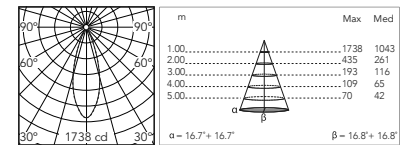
Non Dimmable

- F025S3DA001
- F025S3DA006
- F025S3DA012
- F025S3DA018
- F025S3DA030
- F025S3DA033

4000K

Non Dimmable

- F025S4DA001
- F025S4DA006
- F025S4DA012
- F025S4DA018
- F025S4DA030
- F025S4DA033



@ 3000K

Optic Wide Flood 50°

Power Led: 10,5W - 920 lm ≠ FIXT 591 lm - 2700K/CRI 80 - 220-240V / 10,5W - 966 lm ≠ FIXT 619 lm - 3000K/CRI 80 - 220-240V / 10,5W - 1012 lm ≠ FIXT 650 lm - 4000K/CRI 80 - 220-240V

2700K

Non Dimmable

- F025S2EA001
- F025S2EA006
- F025S2EA012
- F025S2EA018
- F025S2EA030
- F025S2EA033

3000K

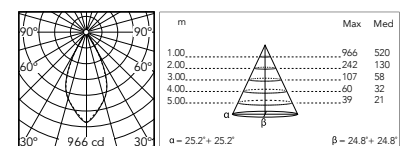
Non Dimmable

- F025S3EA001
- F025S3EA006
- F025S3EA012
- F025S3EA018
- F025S3EA030
- F025S3EA033

4000K

Non Dimmable

- F025S4EA001
- F025S4EA006
- F025S4EA012
- F025S4EA018
- F025S4EA030
- F025S4EA033



@ 3000K

Spine L 1 Ultra Hp

Optic Elliptical 1 11,5° x 49°

Power Led: 10,5W - 920 lm ≠ FIXT 603 lm - 2700K/CRI 80 - 220-240V / 10,5W - 966 lm ≠ FIXT 639 lm - 3000K/CRI 80 - 220-240V / 10,5W - 1012 lm ≠ FIXT 663 lm - 4000K/CRI 80 - 220-240V

2700K

Non Dimmable

- F025S2FA001
- F025S2FA006
- F025S2FA012
- F025S2FA018
- F025S2FA030
- F025S2FA033

3000K

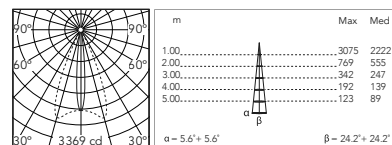
Non Dimmable

- F025S3FA001
- F025S3FA006
- F025S3FA012
- F025S3FA018
- F025S3FA030
- F025S3FA033

4000K

Non Dimmable

- F025S4FA001
- F025S4FA006
- F025S4FA012
- F025S4FA018
- F025S4FA030
- F025S4FA033



Optic Elliptical 2 25,5° x 50°

Power Led: 10,5W - 920 lm ≠ FIXT 601 lm - 2700K/CRI 80 - 220-240V / 10,5W - 966 lm ≠ FIXT 624 lm - 3000K/CRI 80 - 220-240V / 10,5W - 1012 lm ≠ FIXT 645 lm - 4000K/CRI 80 - 220-240V

2700K

Non Dimmable

- F025S2GA001
- F025S2GA006
- F025S2GA012
- F025S2GA018
- F025S2GA030
- F025S2GA033

3000K

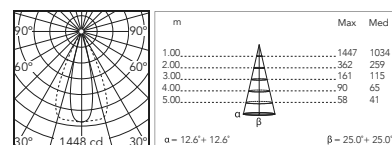
Non Dimmable

- F025S3GA001
- F025S3GA006
- F025S3GA012
- F025S3GA018
- F025S3GA030
- F025S3GA033

4000K

Non Dimmable

- F025S4GA001
- F025S4GA006
- F025S4GA012
- F025S4GA018
- F025S4GA030
- F025S4GA033



Optic Wall Washer

Power Led: 10,5W - 920 lm ≠ FIXT 574 lm - 2700K/CRI 80 - 220-240V / 10,5W - 966 lm ≠ FIXT 609 lm - 3000K/CRI 80 - 220-240V / 10,5W - 1012 lm ≠ FIXT 631 lm - 4000K/CRI 80 - 220-240V

2700K

Non Dimmable

- F025S2HA001
- F025S2HA006
- F025S2HA012
- F025S2HA018
- F025S2HA030
- F025S2HA033

3000K

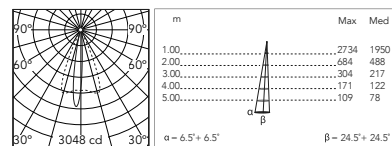
Non Dimmable

- F025S3HA001
- F025S3HA006
- F025S3HA012
- F025S3HA018
- F025S3HA030
- F025S3HA033

4000K

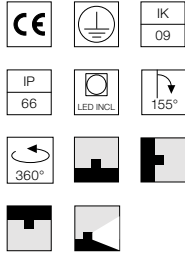
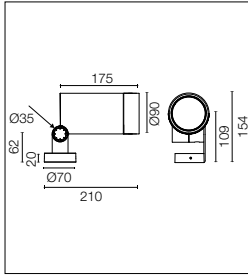
Non Dimmable

- F025S4HA001
- F025S4HA006
- F025S4HA012
- F025S4HA018
- F025S4HA030
- F025S4HA033



Spine L 1 Ultra: Accessori / Accessories

Visor	Visor	<ul style="list-style-type: none"> ○ F025Z050001 ● F025Z050006 ● F025Z050012 ● F025Z050018 ● F025Z050030 ● F025Z050033 		
Honeycomb	Honeycomb Louvre	F025Z060000		
Gelbox IPX8 per connessione elettrica.	Gelbox IPX8 for splicing connectors.	F990C100000		
Lenti converter / Converter lenses:				
- Converter Spine 1 Optic Medium Flood		F029Z010000		
- Converter Spine 1 Optic Flood		F029Z011000		
- Converter Spine 1 Optic Wide Flood		F029Z012000		
- Converter Spine 1 Optic Elliptic 1		F029Z013000		
- Converter Spine 1 Optic Elliptic 2		F029Z014000		
- Converter Spine 1 Optic Wall Washer		F029Z015000		
Sistema di giunzione IP68 H2O Stop anti-condensa a 2 vie 4 poli.	2 way terminal block 4 poles IP68 H2O Stop.	F990C00A000		
Sistema di giunzione IP68 H2O Stop anti-condensa a 3/4 vie 4 poli. (Ø5,5÷12mm cavo).	3/4 way terminal block 4 poles IP68 H2O Stop. (Ø5,5÷12mm cable).	F990C010000		



Sorgente Power LED. Equipaggiato con snoot integrato per un maggiore comfort visivo; accessorio visor a taglio asimmetrico disponibile. Accessori collimatori disponibili per variare le aperture del fascio luminoso. Alimentazione elettrica 220-240V ON/OFF e dimmerabile 1-10V o DALI integrata. Staffa minimale di fissaggio a L integrata. Dotata di spezzone di cavo uscente in neoprene da 5m (10m a richiesta) per connessione elettrica remota; per garantire la tenuta è consigliabile utilizzare cavi flessibili idonei all'impiego in ambienti esterni.

Power LED source included. Equipped with an integrated snoot for higher visual comfort: the asymmetrical cut visor is available as an accessory. Collimators are available as an accessory to modify the beam opening. Integrated electric power supply 220-240V ON/OFF and adjustable 1-10V or DALI. Minimum L-shaped mounting support integrated. Equipped with a 5m neoprene cable (10m upon request) for remote connection. To guarantee its water tightness, it is recommended to use flexible cables designed for outdoor use.

Optic Narrow Spot

2200K disponibile su richiesta.

Optic Narrow Spot

2200K available on request.

Optic Narrow Spot 6°

Power Led: 4,1W - 248 lm ≠ FIXT 230 lm - 2700K/CRI 80 - 220-240V / 4,1W - 258 lm ≠ FIXT 239 lm - 3000K/CRI 80 - 220-240V / 4,1W - 267 lm ≠ FIXT 247 lm - 4000K/CRI 80 - 220-240V

2700K

Non Dimmable

- F026R2AA001
- F026R2AA006
- F026R2AA012
- F026R2AA018
- F026R2AA030
- F026R2AA033
- 1-10V
- F026R2AB001
- F026R2AB006
- F026R2AB012
- F026R2AB018
- F026R2AB030
- F026R2AB033
- Dali
- F026R2AD001
- F026R2AD006
- F026R2AD012
- F026R2AD018
- F026R2AD030
- F026R2AD033

3000K

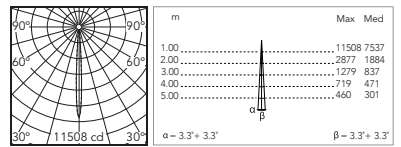
Non Dimmable

- F026R3AA001
- F026R3AA006
- F026R3AA012
- F026R3AA018
- F026R3AA030
- F026R3AA033
- 1-10V
- F026R3AB001
- F026R3AB006
- F026R3AB012
- F026R3AB018
- F026R3AB030
- F026R3AB033
- Dali
- F026R3AD001
- F026R3AD006
- F026R3AD012
- F026R3AD018
- F026R3AD030
- F026R3AD033

4000K

Non Dimmable

- F026R4AA001
- F026R4AA006
- F026R4AA012
- F026R4AA018
- F026R4AA030
- F026R4AA033
- 1-10V
- F026R4AB001
- F026R4AB006
- F026R4AB012
- F026R4AB018
- F026R4AB030
- F026R4AB033
- Dali
- F026R4AD001
- F026R4AD006
- F026R4AD012
- F026R4AD018
- F026R4AD030
- F026R4AD033



@ 3000K

Optic Spot 9,5°

Power Led: 10,5W - 920 lm ≠ FIXT 769 lm - 2700K/CRI 80 - 220-240V / 10,5W - 966 lm ≠ FIXT 808 lm - 3000K/CRI 80 - 220-240V / 10,5W - 1012 lm ≠ FIXT 846 lm - 4000K/CRI 80 - 220-240V

2700K

Non Dimmable

- F026R2BA001
- F026R2BA006
- F026R2BA012
- F026R2BA018
- F026R2BA030
- F026R2BA033
- 1-10V
- F026R2BB001
- F026R2BB006
- F026R2BB012
- F026R2BB018
- F026R2BB030
- F026R2BB033
- Dali
- F026R2BD001
- F026R2BD006
- F026R2BD012
- F026R2BD018
- F026R2BD030
- F026R2BD033

3000K

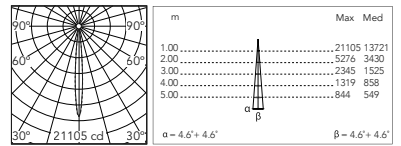
Non Dimmable

- F026R3BA001
- F026R3BA006
- F026R3BA012
- F026R3BA018
- F026R3BA030
- F026R3BA033
- 1-10V
- F026R3BB001
- F026R3BB006
- F026R3BB012
- F026R3BB018
- F026R3BB030
- F026R3BB033
- Dali
- F026R3BD001
- F026R3BD006
- F026R3BD012
- F026R3BD018
- F026R3BD030
- F026R3BD033

4000K

Non Dimmable

- F026R4BA001
- F026R4BA006
- F026R4BA012
- F026R4BA018
- F026R4BA030
- F026R4BA033
- 1-10V
- F026R4BB001
- F026R4BB006
- F026R4BB012
- F026R4BB018
- F026R4BB030
- F026R4BB033
- Dali
- F026R4BD001
- F026R4BD006
- F026R4BD012
- F026R4BD018
- F026R4BD030
- F026R4BD033



@ 3000K

Spine L 2 Ultra

Optic Medium Flood 28°

Power Led: 10,5W - 920 lm ≠ FIXT 715 lm - 2700K/CRI 80 - 220-240V / 10,5W - 966 lm ≠ FIXT 742 lm - 3000K/CRI 80 - 220-240V / 10,5W - 1012 lm ≠ FIXT 767 lm - 4000K/CRI 80 - 220-240V

2700K

Non Dimmable

- F026R2CA001
- F026R2CA006
- F026R2CA012
- F026R2CA018
- F026R2CA030
- F026R2CA033
- 1-10V
- F026R2CB001
- F026R2CB006
- F026R2CB012
- F026R2CB018
- F026R2CB030
- F026R2CB033
- Dali
- F026R2CD001
- F026R2CD006
- F026R2CD012
- F026R2CD018
- F026R2CD030
- F026R2CD033

3000K

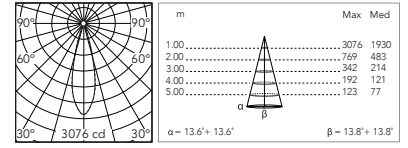
Non Dimmable

- F026R3CA001
- F026R3CA006
- F026R3CA012
- F026R3CA018
- F026R3CA030
- F026R3CA033
- 1-10V
- F026R3CB001
- F026R3CB006
- F026R3CB012
- F026R3CB018
- F026R3CB030
- F026R3CB033
- Dali
- F026R3CD001
- F026R3CD006
- F026R3CD012
- F026R3CD018
- F026R3CD030
- F026R3CD033

4000K

Non Dimmable

- F026R4CA001
- F026R4CA006
- F026R4CA012
- F026R4CA018
- F026R4CA030
- F026R4CA033
- 1-10V
- F026R4CB001
- F026R4CB006
- F026R4CB012
- F026R4CB018
- F026R4CB030
- F026R4CB033
- Dali
- F026R4CD001
- F026R4CD006
- F026R4CD012
- F026R4CD018
- F026R4CD030
- F026R4CD033



@ 3000K

Optic Flood 33°

Power Led: 10,5W - 920 lm ≠ FIXT 695 lm - 2700K/CRI 80 - 220-240V / 10,5W - 966 lm ≠ FIXT 721 lm - 3000K/CRI 80 - 220-240V / 10,5W - 1012 lm ≠ FIXT 746 lm - 4000K/CRI 80 - 220-240V

2700K

Non Dimmable

- F026R2DA001
- F026R2DA006
- F026R2DA012
- F026R2DA018
- F026R2DA030
- F026R2DA033
- 1-10V
- F026R2DB001
- F026R2DB006
- F026R2DB012
- F026R2DB018
- F026R2DB030
- F026R2DB033
- Dali
- F026R2DD001
- F026R2DD006
- F026R2DD012
- F026R2DD018
- F026R2DD030
- F026R2DD033

3000K

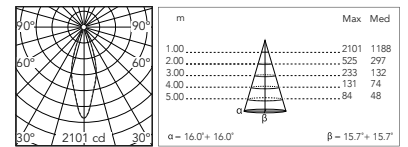
Non Dimmable

- F026R3DA001
- F026R3DA006
- F026R3DA012
- F026R3DA018
- F026R3DA030
- F026R3DA033
- 1-10V
- F026R3DB001
- F026R3DB006
- F026R3DB012
- F026R3DB018
- F026R3DB030
- F026R3DB033
- Dali
- F026R3DD001
- F026R3DD006
- F026R3DD012
- F026R3DD018
- F026R3DD030
- F026R3DD033

4000K

Non Dimmable

- F026R4DA001
- F026R4DA006
- F026R4DA012
- F026R4DA018
- F026R4DA030
- F026R4DA033
- 1-10V
- F026R4DB001
- F026R4DB006
- F026R4DB012
- F026R4DB018
- F026R4DB030
- F026R4DB033
- Dali
- F026R4DD001
- F026R4DD006
- F026R4DD012
- F026R4DD018
- F026R4DD030
- F026R4DD033



@ 3000K

Optic Wide Flood 51°

Power Led: 10,5W - 920 lm ≠ FIXT 711 lm - 2700K/CRI 80 - 220-240V / 10,5W - 966 lm ≠ FIXT 741 lm - 3000K/CRI 80 - 220-240V / 10,5W - 1012 lm ≠ FIXT 778 lm - 4000K/CRI 80 - 220-240V

2700K

Non Dimmable

- F026R2EA001
- F026R2EA006
- F026R2EA012
- F026R2EA018
- F026R2EA030
- F026R2EA033
- 1-10V
- F026R2EB001
- F026R2EB006
- F026R2EB012
- F026R2EB018
- F026R2EB030
- F026R2EB033
- Dali
- F026R2ED001
- F026R2ED006
- F026R2ED012
- F026R2ED018
- F026R2ED030
- F026R2ED033

3000K

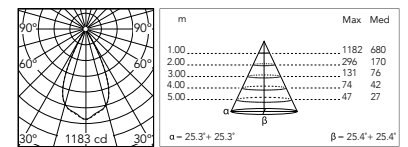
Non Dimmable

- F026R3EA001
- F026R3EA006
- F026R3EA012
- F026R3EA018
- F026R3EA030
- F026R3EA033
- 1-10V
- F026R3EB001
- F026R3EB006
- F026R3EB012
- F026R3EB018
- F026R3EB030
- F026R3EB033
- Dali
- F026R3ED001
- F026R3ED006
- F026R3ED012
- F026R3ED018
- F026R3ED030
- F026R3ED033

4000K

Non Dimmable

- F026R4EA001
- F026R4EA006
- F026R4EA012
- F026R4EA018
- F026R4EA030
- F026R4EA033
- 1-10V
- F026R4EB001
- F026R4EB006
- F026R4EB012
- F026R4EB018
- F026R4EB030
- F026R4EB033
- Dali
- F026R4ED001
- F026R4ED006
- F026R4ED012
- F026R4ED018
- F026R4ED030
- F026R4ED033



@ 3000K

Spine L 2 Ultra

Optic Elliptical 1 9,5° x 48°

Power Led: 10,5W - 920 lm ≠ FIXT 717 lm - 2700K/CRI 80 - 220-240V / 10,5W - 966 lm ≠ FIXT 744 lm - 3000K/CRI 80 - 220-240V / 10,5W - 1012 lm ≠ FIXT 770 lm - 4000K/CRI 80 - 220-240V

2700K

Non Dimmable

- F026R2FA001
- F026R2FA006
- F026R2FA012
- F026R2FA018
- F026R2FA030
- F026R2FA033
- 1-10V
- F026R2FB001
- F026R2FB006
- F026R2FB012
- F026R2FB018
- F026R2FB030
- F026R2FB033
- Dali
- F026R2FD001
- F026R2FD006
- F026R2FD012
- F026R2FD018
- F026R2FD030
- F026R2FD033

3000K

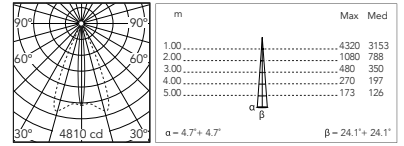
Non Dimmable

- F026R3FA001
- F026R3FA006
- F026R3FA012
- F026R3FA018
- F026R3FA030
- F026R3FA033
- 1-10V
- F026R3FB001
- F026R3FB006
- F026R3FB012
- F026R3FB018
- F026R3FB030
- F026R3FB033
- Dali
- F026R3FD001
- F026R3FD006
- F026R3FD012
- F026R3FD018
- F026R3FD030
- F026R3FD033

4000K

Non Dimmable

- F026R4FA001
- F026R4FA006
- F026R4FA012
- F026R4FA018
- F026R4FA030
- F026R4FA033
- 1-10V
- F026R4FB001
- F026R4FB006
- F026R4FB012
- F026R4FB018
- F026R4FB030
- F026R4FB033
- Dali
- F026R4FD001
- F026R4FD006
- F026R4FD012
- F026R4FD018
- F026R4FD030
- F026R4FD033



@ 3000K

Optic Elliptical 2 24° x 50°

Power Led: 10,5W - 920 lm ≠ FIXT 699 lm - 2700K/CRI 80 - 220-240V / 10,5W - 966 lm ≠ FIXT 725 lm - 3000K/CRI 80 - 220-240V / 10,5W - 1012 lm ≠ FIXT 750 lm - 4000K/CRI 80 - 220-240V

2700K

Non Dimmable

- F026R2GA001
- F026R2GA006
- F026R2GA012
- F026R2GA018
- F026R2GA030
- F026R2GA033
- 1-10V
- F026R2GB001
- F026R2GB006
- F026R2GB012
- F026R2GB018
- F026R2GB030
- F026R2GB033
- Dali
- F026R2GD001
- F026R2GD006
- F026R2GD012
- F026R2GD018
- F026R2GD030
- F026R2GD033

3000K

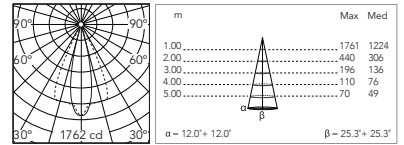
Non Dimmable

- F026R3GA001
- F026R3GA006
- F026R3GA012
- F026R3GA018
- F026R3GA030
- F026R3GA033
- 1-10V
- F026R3GB001
- F026R3GB006
- F026R3GB012
- F026R3GB018
- F026R3GB030
- F026R3GB033
- Dali
- F026R3GD001
- F026R3GD006
- F026R3GD012
- F026R3GD018
- F026R3GD030
- F026R3GD033

4000K

Non Dimmable

- F026R4GA001
- F026R4GA006
- F026R4GA012
- F026R4GA018
- F026R4GA030
- F026R4GA033
- 1-10V
- F026R4GB001
- F026R4GB006
- F026R4GB012
- F026R4GB018
- F026R4GB030
- F026R4GB033
- Dali
- F026R4GD001
- F026R4GD006
- F026R4GD012
- F026R4GD018
- F026R4GD030
- F026R4GD033



@ 3000K

Optic Wall Washer

Power Led: 10,5W - 920 lm ≠ FIXT 673 lm - 2700K/CRI 80 - 220-240V / 10,5W - 966 lm ≠ FIXT 698 lm - 3000K/CRI 80 - 220-240V / 10,5W - 1012 lm ≠ FIXT 672 lm - 4000K/CRI 80 - 220-240V

2700K

Non Dimmable

- F026R2HA001
- F026R2HA006
- F026R2HA012
- F026R2HA018
- F026R2HA030
- F026R2HA033
- 1-10V
- F026R2HB001
- F026R2HB006
- F026R2HB012
- F026R2HB018
- F026R2HB030
- F026R2HB033
- Dali
- F026R2HD001
- F026R2HD006
- F026R2HD012
- F026R2HD018
- F026R2HD030
- F026R2HD033

3000K

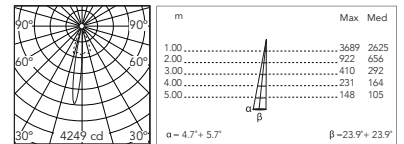
Non Dimmable

- F026R3HA001
- F026R3HA006
- F026R3HA012
- F026R3HA018
- F026R3HA030
- F026R3HA033
- 1-10V
- F026R3HB001
- F026R3HB006
- F026R3HB012
- F026R3HB018
- F026R3HB030
- F026R3HB033
- Dali
- F026R3HD001
- F026R3HD006
- F026R3HD012
- F026R3HD018
- F026R3HD030
- F026R3HD033

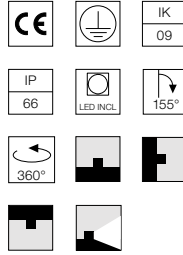
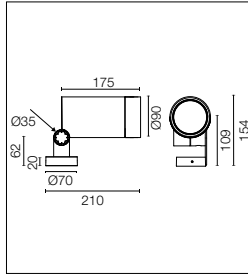
4000K

Non Dimmable

- F026R4HA001
- F026R4HA006
- F026R4HA012
- F026R4HA018
- F026R4HA030
- F026R4HA033
- 1-10V
- F026R4HB001
- F026R4HB006
- F026R4HB012
- F026R4HB018
- F026R4HB030
- F026R4HB033
- Dali
- F026R4HD001
- F026R4HD006
- F026R4HD012
- F026R4HD018
- F026R4HD030
- F026R4HD033



@ 3000K



Sorgente Power LED ad alta efficienza inclusa. Equipaggiato con snoot integrato per un maggiore comfort visivo; accessorio visor a taglio asimmetrico disponibile. Accessori collimatori disponibili per variare le aperture del fascio luminoso. Alimentazione elettrica 220-240V ON/OFF e dimmerabile 1-10V o DALI integrata. Staffa minimale di fissaggio a L integrata. Dotata di spezzone di cavo uscente in neoprene da 5m (10m a richiesta) per connessione elettrica remota; per garantire la tenuta è consigliabile utilizzare cavi flessibili idonei all'impiego in ambienti esterni.

Energy-efficient Power LED source included. Equipped with an integrated snoot for higher visual comfort: the asymmetrical cut visor is available as an accessory. Collimators are available as an accessory to modify the beam opening. Integrated electric power supply 220-240V ON/OFF and adjustable 1-10V or DALI. Minimum L-shaped mounting support integrated. Equipped with a 5m neoprene cable (10m upon request) for remote connection. To guarantee its water tightness, it is recommended to use flexible cables designed for outdoor use.

2200K disponibile su richiesta.

2200K available on request.

Optic Spot 14,5°

Power Led: 17W - 1739 lm ≠ FIXT 1443 lm - 2700K/CRI 80 - 220-240V / 17W - 1803 lm ≠ FIXT 1497 lm - 3000K/CRI 80 - 220-240V / 17W - 1868 lm ≠ FIXT 1548 lm - 4000K/CRI 80 - 220-240V

2700K

Non Dimmable

- F026S2BA001
- F026S2BA006
- F026S2BA012
- F026S2BA018
- F026S2BA030
- F026S2BA033
- 1-10V
- F026S2BB001
- F026S2BB006
- F026S2BB012
- F026S2BB018
- F026S2BB030
- F026S2BB033
- Dali
- F026S2BD001
- F026S2BD006
- F026S2BD012
- F026S2BD018
- F026S2BD030
- F026S2BD033

3000K

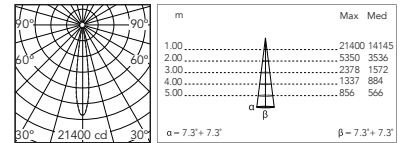
Non Dimmable

- F026S3BA001
- F026S3BA006
- F026S3BA012
- F026S3BA018
- F026S3BA030
- F026S3BA033
- 1-10V
- F026S3BB001
- F026S3BB006
- F026S3BB012
- F026S3BB018
- F026S3BB030
- F026S3BB033
- Dali
- F026S3BD001
- F026S3BD006
- F026S3BD012
- F026S3BD018
- F026S3BD030
- F026S3BD033

4000K

Non Dimmable

- F026S4BA001
- F026S4BA006
- F026S4BA012
- F026S4BA018
- F026S4BA030
- F026S4BA033
- 1-10V
- F026S4BB001
- F026S4BB006
- F026S4BB012
- F026S4BB018
- F026S4BB030
- F026S4BB033
- Dali
- F026S4BD001
- F026S4BD006
- F026S4BD012
- F026S4BD018
- F026S4BD030
- F026S4BD033



@ 3000K

Optic Medium Flood 26°

Power Led: 17W - 1739 lm ≠ FIXT 1336 lm - 2700K/CRI 80 - 220-240V / 17W - 1803 lm ≠ FIXT 1386 lm - 3000K/CRI 80 - 220-240V / 17W - 1868 lm ≠ FIXT 1434 lm - 4000K/CRI 80 - 220-240V

2700K

Non Dimmable

- F026S2CA001
- F026S2CA006
- F026S2CA012
- F026S2CA018
- F026S2CA030
- F026S2CA033
- 1-10V
- F026S2CB001
- F026S2CB006
- F026S2CB012
- F026S2CB018
- F026S2CB030
- F026S2CB033
- Dali
- F026S2CD001
- F026S2CD006
- F026S2CD012
- F026S2CD018
- F026S2CD030
- F026S2CD033

3000K

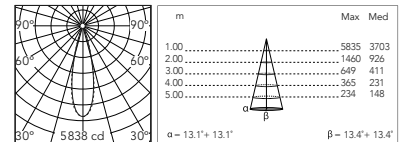
Non Dimmable

- F026S3CA001
- F026S3CA006
- F026S3CA012
- F026S3CA018
- F026S3CA030
- F026S3CA033
- 1-10V
- F026S3CB001
- F026S3CB006
- F026S3CB012
- F026S3CB018
- F026S3CB030
- F026S3CB033
- Dali
- F026S3CD001
- F026S3CD006
- F026S3CD012
- F026S3CD018
- F026S3CD030
- F026S3CD033

4000K

Non Dimmable

- F026S4CA001
- F026S4CA006
- F026S4CA012
- F026S4CA018
- F026S4CA030
- F026S4CA033
- 1-10V
- F026S4CB001
- F026S4CB006
- F026S4CB012
- F026S4CB018
- F026S4CB030
- F026S4CB033
- Dali
- F026S4CD001
- F026S4CD006
- F026S4CD012
- F026S4CD018
- F026S4CD030
- F026S4CD033



@ 3000K

Spine L 2 Ultra Hp

Optic Flood 36°

Power Led: 17W - 1739 lm ≠ FIXT 1302 lm - 2700K/CRI 80 - 220-240V / 17W - 1803 lm ≠ FIXT 1351 lm - 3000K/CRI 80 - 220-240V / 17W - 1868 lm ≠ FIXT 1397 lm - 4000K/CRI 80 - 220-240V

2700K

Non Dimmable

- F026S2DA001
- F026S2DA006
- F026S2DA012
- F026S2DA018
- F026S2DA030
- F026S2DA033
- 1-10V
- F026S2DB001
- F026S2DB006
- F026S2DB012
- F026S2DB018
- F026S2DB030
- F026S2DB033
- Dali
- F026S2DD001
- F026S2DD006
- F026S2DD012
- F026S2DD018
- F026S2DD030
- F026S2DD033

3000K

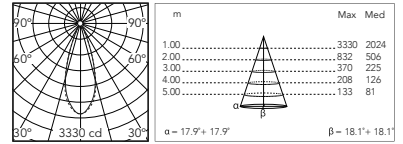
Non Dimmable

- F026S3DA001
- F026S3DA006
- F026S3DA012
- F026S3DA018
- F026S3DA030
- F026S3DA033
- 1-10V
- F026S3DB001
- F026S3DB006
- F026S3DB012
- F026S3DB018
- F026S3DB030
- F026S3DB033
- Dali
- F026S3DD001
- F026S3DD006
- F026S3DD012
- F026S3DD018
- F026S3DD030
- F026S3DD033

4000K

Non Dimmable

- F026S4DA001
- F026S4DA006
- F026S4DA012
- F026S4DA018
- F026S4DA030
- F026S4DA033
- 1-10V
- F026S4DB001
- F026S4DB006
- F026S4DB012
- F026S4DB018
- F026S4DB030
- F026S4DB033
- Dali
- F026S4DD001
- F026S4DD006
- F026S4DD012
- F026S4DD018
- F026S4DD030
- F026S4DD033



@ 3000K

Optic Wide Flood 52°

Power Led: 17W - 1739 lm ≠ FIXT 1303 lm - 2700K/CRI 80 - 220-240V / 17W - 1803 lm ≠ FIXT 1357 lm - 3000K/CRI 80 - 220-240V / 17W - 1868 lm ≠ FIXT 1411 lm - 4000K/CRI 80 - 220-240V

2700K

Non Dimmable

- F026S2EA001
- F026S2EA006
- F026S2EA012
- F026S2EA018
- F026S2EA030
- F026S2EA033
- 1-10V
- F026S2EB001
- F026S2EB006
- F026S2EB012
- F026S2EB018
- F026S2EB030
- F026S2EB033
- Dali
- F026S2ED001
- F026S2ED006
- F026S2ED012
- F026S2ED018
- F026S2ED030
- F026S2ED033

3000K

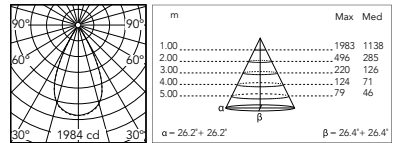
Non Dimmable

- F026S3EA001
- F026S3EA006
- F026S3EA012
- F026S3EA018
- F026S3EA030
- F026S3EA033
- 1-10V
- F026S3EB001
- F026S3EB006
- F026S3EB012
- F026S3EB018
- F026S3EB030
- F026S3EB033
- Dali
- F026S3ED001
- F026S3ED006
- F026S3ED012
- F026S3ED018
- F026S3ED030
- F026S3ED033

4000K

Non Dimmable

- F026S4EA001
- F026S4EA006
- F026S4EA012
- F026S4EA018
- F026S4EA030
- F026S4EA033
- 1-10V
- F026S4EB001
- F026S4EB006
- F026S4EB012
- F026S4EB018
- F026S4EB030
- F026S4EB033
- Dali
- F026S4ED001
- F026S4ED006
- F026S4ED012
- F026S4ED018
- F026S4ED030
- F026S4ED033



@ 3000K

Optic Elliptical 1 14° x 50°

Power Led: 17W - 1739 lm ≠ FIXT 1315 lm - 2700K/CRI 80 - 220-240V / 17W - 1803 lm ≠ FIXT 1364 lm - 3000K/CRI 80 - 220-240V / 17W - 1868 lm ≠ FIXT 1410 lm - 4000K/CRI 80 - 220-240V

2700K

Non Dimmable

- F026S2FA001
- F026S2FA006
- F026S2FA012
- F026S2FA018
- F026S2FA030
- F026S2FA033
- 1-10V
- F026S2FB001
- F026S2FB006
- F026S2FB012
- F026S2FB018
- F026S2FB030
- F026S2FB033
- Dali
- F026S2FD001
- F026S2FD006
- F026S2FD012
- F026S2FD018
- F026S2FD030
- F026S2FD033

3000K

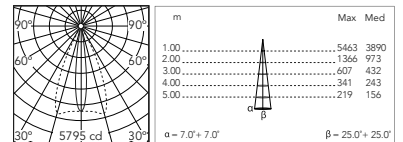
Non Dimmable

- F026S3FA001
- F026S3FA006
- F026S3FA012
- F026S3FA018
- F026S3FA030
- F026S3FA033
- 1-10V
- F026S3FB001
- F026S3FB006
- F026S3FB012
- F026S3FB018
- F026S3FB030
- F026S3FB033
- Dali
- F026S3FD001
- F026S3FD006
- F026S3FD012
- F026S3FD018
- F026S3FD030
- F026S3FD033

4000K

Non Dimmable

- F026S4FA001
- F026S4FA006
- F026S4FA012
- F026S4FA018
- F026S4FA030
- F026S4FA033
- 1-10V
- F026S4FB001
- F026S4FB006
- F026S4FB012
- F026S4FB018
- F026S4FB030
- F026S4FB033
- Dali
- F026S4FD001
- F026S4FD006
- F026S4FD012
- F026S4FD018
- F026S4FD030
- F026S4FD033



@ 3000K

Spine L 2 Ultra Hp

Optic Elliptical 2 25° x 52°

Power Led: 17W - 1739 lm ≠ FIXT 1298 lm - 2700K/CRI 80 - 220-240V / 17W - 1803 lm ≠ FIXT 1351 lm - 3000K/CRI 80 - 220-240V / 17W - 1868 lm ≠ FIXT 1393 lm - 4000K/CRI 80 - 220-240V

2700K

Non Dimmable

- F026S2GA001
- F026S2GA006
- F026S2GA012
- F026S2GA018
- F026S2GA030
- F026S2GA033

1-10V

- F026S2GB001
- F026S2GB006
- F026S2GB012
- F026S2GB018
- F026S2GB030
- F026S2GB033

Dali

- F026S2GD001
- F026S2GD006
- F026S2GD012
- F026S2GD018
- F026S2GD030
- F026S2GD033

3000K

Non Dimmable

- F026S3GA001
- F026S3GA006
- F026S3GA012
- F026S3GA018
- F026S3GA030
- F026S3GA033

1-10V

- F026S3GB001
- F026S3GB006
- F026S3GB012
- F026S3GB018
- F026S3GB030
- F026S3GB033

Dali

- F026S3GD001
- F026S3GD006
- F026S3GD012
- F026S3GD018
- F026S3GD030
- F026S3GD033

4000K

Non Dimmable

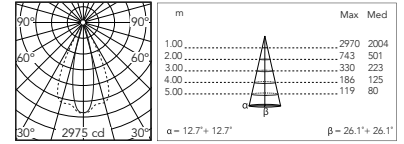
- F026S4GA001
- F026S4GA006
- F026S4GA012
- F026S4GA018
- F026S4GA030
- F026S4GA033

1-10V

- F026S4GB001
- F026S4GB006
- F026S4GB012
- F026S4GB018
- F026S4GB030
- F026S4GB033

Dali

- F026S4GD001
- F026S4GD006
- F026S4GD012
- F026S4GD018
- F026S4GD030
- F026S4GD033



@ 3000K

Optic Wall Washer

Power Led: 17W - 1739 lm ≠ FIXT 1277 lm - 2700K/CRI 80 - 220-240V / 17W - 1803 lm ≠ FIXT 1325 lm - 3000K/CRI 80 - 220-240V / 17W - 1868 lm ≠ FIXT 1370 lm - 4000K/CRI 80 - 220-240V

2700K

Non Dimmable

- F026S2HA001
- F026S2HA006
- F026S2HA012
- F026S2HA018
- F026S2HA030
- F026S2HA033

1-10V

- F026S2HB001
- F026S2HB006
- F026S2HB012
- F026S2HB018
- F026S2HB030
- F026S2HB033

Dali

- F026S2HD001
- F026S2HD006
- F026S2HD012
- F026S2HD018
- F026S2HD030
- F026S2HD033

3000K

Non Dimmable

- F026S3HA001
- F026S3HA006
- F026S3HA012
- F026S3HA018
- F026S3HA030
- F026S3HA033

1-10V

- F026S3HB001
- F026S3HB006
- F026S3HB012
- F026S3HB018
- F026S3HB030
- F026S3HB033

Dali

- F026S3HD001
- F026S3HD006
- F026S3HD012
- F026S3HD018
- F026S3HD030
- F026S3HD033

4000K

Non Dimmable

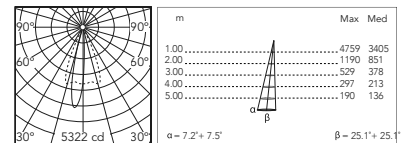
- F026S4HA001
- F026S4HA006
- F026S4HA012
- F026S4HA018
- F026S4HA030
- F026S4HA033

1-10V

- F026S4HB001
- F026S4HB006
- F026S4HB012
- F026S4HB018
- F026S4HB030
- F026S4HB033


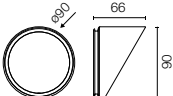

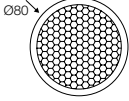

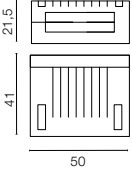

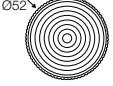

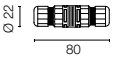

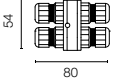



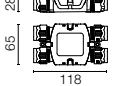
Dali

- F026S4HD001
- F026S4HD006
- F026S4HD012
- F026S4HD018
- F026S4HD030
- F026S4HD033



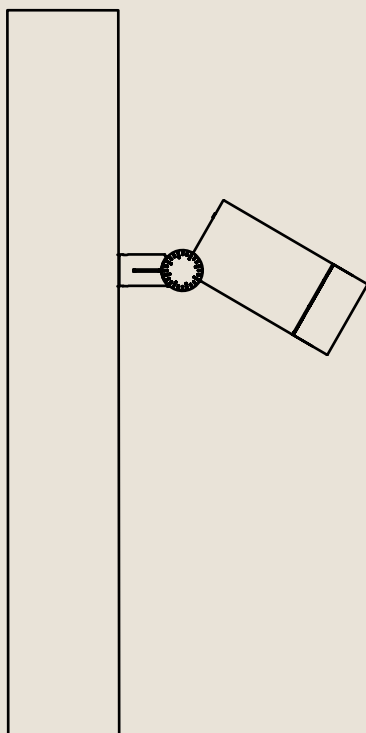
@ 3000K

Spine L 2 Ultra: Accessori / Accessories

Visor	Visor	<ul style="list-style-type: none"> ○ F026Z050001 ● F026Z050006 ● F026Z050012 ● F026Z050018 ● F026Z050030 ● F026Z050033 		
Honeycomb	Honeycomb Louvre	F026Z060000		
Gelbox IPX8 per connessione elettrica.	Gelbox IPX8 for splicing connectors.	F990C110000		
Lenti converter / Converter lenses:				
- Converter Spine 2 Optic Medium Flood		F029Z020000		
- Converter Spine 2 Optic Flood		F029Z021000		
- Converter Spine 2 Optic Wide Flood		F029Z022000		
- Converter Spine 2 Optic Elliptic 1		F029Z023000		
- Converter Spine 2 Optic Elliptic 2		F029Z024000		
- Converter Spine 2 Optic Wall Washer		F029Z025000		
Sistema di giunzione IP68 H2O Stop anti-condensa a 2 vie 4 poli.	2 way terminal block 4 poles IP68 H2O Stop.	F990C00A000		
Sistema di giunzione IP68 H2O Stop anti-condensa a 3/4 vie 4 poli. (Ø5,5÷12mm cavo).	3/4 way terminal block 4 poles IP68 H2O Stop. (ø5,5÷12mm cable).	F990C010000		
Kit connettore 5 poli presa volante + spina EU IP68.	Connector kit 5-pole flying socket + EU plug IP68.	F990C080000		
Scatola di derivazione 5 poli 4 vie IP68 (cavi 6-14 mm).	4 way junction box 5 poles IP68 (6-14 mm cables).	F990C030000		



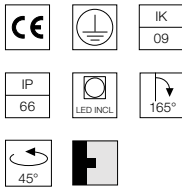
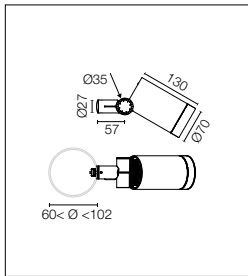
Spine T



Un giunto dedicato consente l'installazione individuale o di molteplici proiettori su un singolo palo per la creazione di scene luminose complesse.

A special pole connection has been designed for product installation on poles to manage complex light scenes and mix multiple projectors in one single column.

Spine T 1 Absolute



Sorgente COB LED inclusa. Alimentazione elettrica 220-240V ON/OFF integrata. Staffa per il fissaggio a palo integrata, per pali diametro compreso tra 60 e 102 mm, spessore massimo 3 mm. Dotata di spezzone di cavo uscente in neoprene da 5m (10m a richiesta) per connessione elettrica remota; per garantire la tenuta è consigliabile utilizzare cavi flessibili idonei all'impiego in ambienti esterni. Versione dimmerabile 1-10V o DALI con alimentatore remoto 24Vdc a richiesta.

LED COB light source integrated. Integrated electric power supply 220-240V ON/OFF. Integrated support for pole fixing, for poles with a diameter between 60 and 120 mm and a maximum thickness of 3 mm. Equipped with a 5m neoprene cable (10m upon request) for remote connection. To guarantee its water tightness, it is recommended to use flexible cables designed for outdoor use. Upon request: 1-10V or DALI dimmable version with 24Vdc remote power supply.

Optic Spot 15°

CoB Led: 11W - 1247 lm \neq FIXT 923 lm - 2700K/CRI 80 - 220-240V / 11W - 1325 lm \neq FIXT 982 lm - 3000K/CRI 80 - 220-240V / 11W - 1364 lm \neq FIXT 1011 lm - 4000K/CRI 80 - 220-240V

2700K

Non Dimmable

- F02502BA001
- F02502BA006
- F02502BA012
- F02502BA018
- F02502BA030
- F02502BA033

3000K

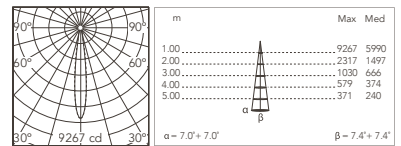
Non Dimmable

- F02503BA001
- F02503BA006
- F02503BA012
- F02503BA018
- F02503BA030
- F02503BA033

4000K

Non Dimmable

- F02504BA001
- F02504BA006
- F02504BA012
- F02504BA018
- F02504BA030
- F02504BA033



@ 3000K

Optic Medium Flood 33°

CoB Led: 11W - 1247 lm \neq FIXT 906 lm - 2700K/CRI 80 - 220-240V / 11W - 1325 lm \neq FIXT 964 lm - 3000K/CRI 80 - 220-240V / 11W - 1364 lm \neq FIXT 993 lm - 4000K/CRI 80 - 220-240V

2700K

Non Dimmable

- F02502CA001
- F02502CA006
- F02502CA012
- F02502CA018
- F02502CA030
- F02502CA033

3000K

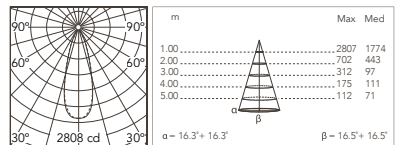
Non Dimmable

- F02503CA001
- F02503CA006
- F02503CA012
- F02503CA018
- F02503CA030
- F02503CA033

4000K

Non Dimmable

- F02504CA001
- F02504CA006
- F02504CA012
- F02504CA018
- F02504CA030
- F02504CA033



@ 3000K

Spine T 1 / T 2 Absolute: Accessori / Accessories

Honeycomb	Honeycomb Louvre	Spine T 1 F025Z060000		
-----------	------------------	--------------------------	--	--

Honeycomb	Honeycomb Louvre	Spine T 2 F026Z060000		
-----------	------------------	--------------------------	--	--

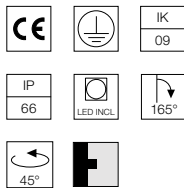
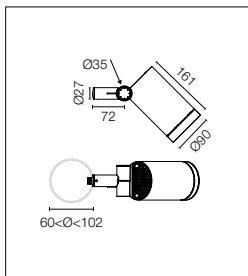
Gelbox IPX8 per connessione elettrica.	Gelbox IPX8 for splicing connectors.	Spine T 1 F990C100000		
--	--------------------------------------	--------------------------	--	--

Gelbox IPX8 per connessione elettrica.	Gelbox IPX8 for splicing connectors.	Spine T 2 F990C110000		
--	--------------------------------------	--------------------------	--	--

Spine T 1 / T 2 Absolute: Accessori per versioni non dimmable / Accessories for non-dimmable versions

Sistema di giunzione IP68 H2O Stop anti-condensa a 2 vie 4 poli.	2 way terminal block 4 poles IP68 H2O Stop.	F990C00A000		
--	---	-------------	--	--

Sistema di giunzione IP68 H2O Stop anti-condensa a 3/4 vie 4 poli. (Ø5,5÷12mm cavo).	3/4 way terminal block 4 poles IP68 H2O Stop. (Ø5,5÷12mm cavo).	F990C010000		
--	---	-------------	--	--



Sorgente COB LED inclusa. Alimentazione elettrica 220-240V ON/ OFF e dimmerabile 1-10V o DALI integrata. Staffa per il fissaggio a palo integrata, per pali diametro compreso tra 60 e 102 mm, spessore massimo 3 mm. Dotata di spezzone di cavo uscente in neoprene da 5m (10m a richiesta) per connessione elettrica remota; per garantire la tenuta è consigliabile utilizzare cavi flessibili idonei all'impiego in ambienti esterni.

LED COB light source integrated. Integrated electric power supply 220-240V ON/OFF and adjustable 1-10V or DALI. Integrated support for pole fixing, for poles with a diameter between 60 and 120 mm and a maximum thickness of 3 mm. Equipped with a 5m neoprene cable (10m upon request) for remote connection. To guarantee its water tightness, it is recommended to use flexible cables designed for outdoor use.

Optic Spot 22°

CoB Led: 19,5W - 2197 lm ≠ FIXT 1939 lm - 2700K/CRI 80 - 220-240V / 19,5W - 2367 lm ≠ FIXT 2085 lm - 3000K/CRI 80 - 220-240V / 19,5W - 2497 lm ≠ FIXT 2120 lm - 4000K/CRI 80 - 220-240V

2700K

Non Dimmable

- F02602BA001
- F02602BA006
- F02602BA012
- F02602BA018
- F02602BA030
- F02602BA033
- 1-10V
- F02602BB001
- F02602BB006
- F02602BB012
- F02602BB018
- F02602BB030
- F02602BB033
- Dali
- F02602BD001
- F02602BD006
- F02602BD012
- F02602BD018
- F02602BD030
- F02602BD033

3000K

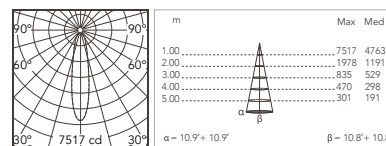
Non Dimmable

- F02603BA001
- F02603BA006
- F02603BA012
- F02603BA018
- F02603BA030
- F02603BA033
- 1-10V
- F02603BB001
- F02603BB006
- F02603BB012
- F02603BB018
- F02603BB030
- F02603BB033
- Dali
- F02603BD001
- F02603BD006
- F02603BD012
- F02603BD018
- F02603BD030
- F02603BD033

4000K

Non Dimmable

- F02604BA001
- F02604BA006
- F02604BA012
- F02604BA018
- F02604BA030
- F02604BA033
- 1-10V
- F02604BB001
- F02604BB006
- F02604BB012
- F02604BB018
- F02604BB030
- F02604BB033
- Dali
- F02604BD001
- F02604BD006
- F02604BD012
- F02604BD018
- F02604BD030
- F02604BD033



@ 3000K

Optic Medium Flood 43°

CoB Led: 19,5W - 2197 lm ≠ FIXT 2026 lm - 2700K/CRI 80 - 220-240V / 19,5W - 2367 lm ≠ FIXT 2178 lm - 3000K/CRI 80 - 220-240V / 19,5W - 2497 lm ≠ FIXT 2298 lm - 4000K/CRI 80 - 220-240V

2700K

Non Dimmable

- F02602CA001
- F02602CA006
- F02602CA012
- F02602CA018
- F02602CA030
- F02602CA033
- 1-10V
- F02602CB001
- F02602CB006
- F02602CB012
- F02602CB018
- F02602CB030
- F02602CB033
- Dali
- F02602CD001
- F02602CD006
- F02602CD012
- F02602CD018
- F02602CD030
- F02602CD033

3000K

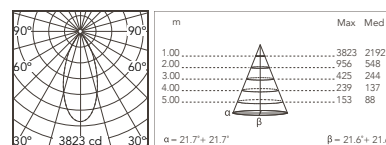
Non Dimmable

- F02603CA001
- F02603CA006
- F02603CA012
- F02603CA018
- F02603CA030
- F02603CA033
- 1-10V
- F02603CB001
- F02603CB006
- F02603CB012
- F02603CB018
- F02603CB030
- F02603CB033
- Dali
- F02603CD001
- F02603CD006
- F02603CD012
- F02603CD018
- F02603CD030
- F02603CD033

4000K

Non Dimmable

- F02604CA001
- F02604CA006
- F02604CA012
- F02604CA018
- F02604CA030
- F02604CA033
- 1-10V
- F02604CB001
- F02604CB006
- F02604CB012
- F02604CB018
- F02604CB030
- F02604CB033
- Dali
- F02604CD001
- F02604CD006
- F02604CD012
- F02604CD018
- F02604CD030
- F02604CD033



@ 3000K

Spine T 2 Absolute: Accessori per versioni Dimmerabili / Accessories for dimmable versions

Kit connettore 5 poli presa volante + spina EU IP68.

Connector kit 5-pole flying socket + EU plug IP68.


F990C080000

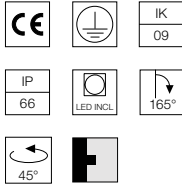
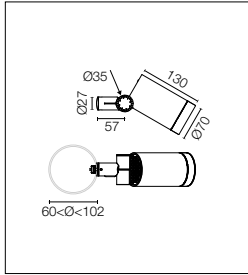


Scatola di derivazione 5 poli 4 vie IP68 (cavi 6-14 mm).

4 way junction box 5 poles IP68 (6-14 mm cables).

F990C030000





Sorgente Power LED inclusa. Equipaggiato con snoot integrato per un maggiore comfort visivo. Accessori collimatori disponibili per variare le aperture del fascio luminoso. Alimentazione elettrica 220-240V ON/OFF integrata. Staffa per il fissaggio a palo integrata, per pali diametro compreso tra 60 e 102 mm, spessore massimo 3 mm. Dotata di spezzone di cavo uscente in neoprene da 5m (10m a richiesta) per connessione elettrica remota; per garantire la tenuta è consigliabile utilizzare cavi flessibili idonei all'impiego in ambienti esterni. Versione dimmerabile 1-10V o DALI con alimentatore remoto 24Vdc a richiesta.

Power LED source included. Equipped with an integrated snoot for higher visual comfort. Collimators are available as an accessory to modify the beam opening. Integrated electric power supply 220-240V ON/OFF. Integrated support for pole fixing, for poles with a diameter between 60 and 120 mm and a maximum thickness of 3 mm. Equipped with a 5m neoprene cable (10m upon request) for remote connection. To guarantee its water tightness, it is recommended to use flexible cables designed for outdoor use. Upon request: 1-10V or DALI dimmable version with 24Vdc remote power supply.

2200K disponibile su richiesta.

2200K available on request.

Optic Narrow Spot 7°

Power Led: 3,5W - 168 lm ≠ FIXT 143 lm - 2700K/CRI 80 - 220-240V / 3,5W - 174 lm ≠ FIXT 149 lm - 3000K/CRI 80 - 220-240V / 3,5W - 180 lm ≠ FIXT 154 lm - 4000K/CRI 80 - 220-240V

2700K

Non Dimmable

- F02552AA001
- F02552AA006
- F02552AA012
- F02552AA018
- F02552AA030
- F02552AA033

3000K

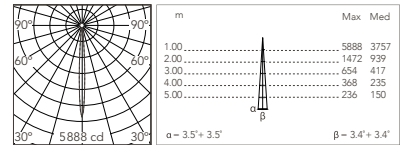
Non Dimmable

- F02553AA001
- F02553AA006
- F02553AA012
- F02553AA018
- F02553AA030
- F02553AA033

4000K

Non Dimmable

- F02554AA001
- F02554AA006
- F02554AA012
- F02554AA018
- F02554AA030
- F02554AA033



@ 3000K

Optic Spot 14°

Power Led: 7,9W - 671 lm ≠ FIXT 550 lm - 2700K/CRI 80 - 220-240V / 7,9W - 696 lm ≠ FIXT 571 lm - 3000K/CRI 80 - 220-240V / 7,9W - 720 lm ≠ FIXT 591 lm - 4000K/CRI 80 - 220-240V

2700K

Non Dimmable

- F02552BA001
- F02552BA006
- F02552BA012
- F02552BA018
- F02552BA030
- F02552BA033

3000K

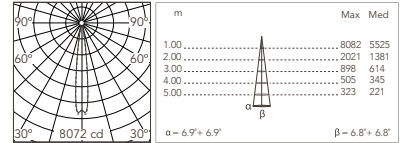
Non Dimmable

- F02553BA001
- F02553BA006
- F02553BA012
- F02553BA018
- F02553BA030
- F02553BA033

4000K

Non Dimmable

- F02554BA001
- F02554BA006
- F02554BA012
- F02554BA018
- F02554BA030
- F02554BA033



@ 3000K

Optic Medium Flood 24,5°

Power Led: 7,9W - 671 lm ≠ FIXT 499 lm - 2700K/CRI 80 - 220-240V / 7,9W - 696 lm ≠ FIXT 518 lm - 3000K/CRI 80 - 220-240V / 7,9W - 720 lm ≠ FIXT 536 lm - 4000K/CRI 80 - 220-240V

2700K

Non Dimmable

- F02552CA001
- F02552CA006
- F02552CA012
- F02552CA018
- F02552CA030
- F02552CA033

3000K

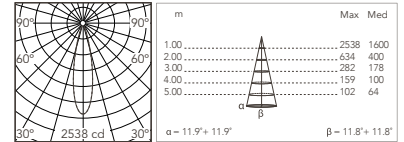
Non Dimmable

- F02553CA001
- F02553CA006
- F02553CA012
- F02553CA018
- F02553CA030
- F02553CA033

4000K

Non Dimmable

- F02554CA001
- F02554CA006
- F02554CA012
- F02554CA018
- F02554CA030
- F02554CA033



@ 3000K

Optic Flood 32°

Power Led: 7,9W - 671 lm ≠ FIXT 482 lm - 2700K/CRI 80 - 220-240V / 7,9W - 696 lm ≠ FIXT 500 lm - 3000K/CRI 80 - 220-240V / 7,9W - 720 lm ≠ FIXT 518 lm - 4000K/CRI 80 - 220-240V

2700K

Non Dimmable

- F02552DA001
- F02552DA006
- F02552DA012
- F02552DA018
- F02552DA030
- F02552DA033

3000K

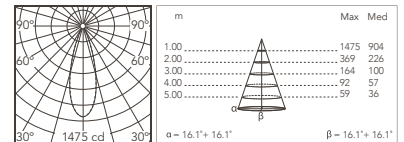
Non Dimmable

- F02553DA001
- F02553DA006
- F02553DA012
- F02553DA018
- F02553DA030
- F02553DA033

4000K

Non Dimmable

- F02554DA001
- F02554DA006
- F02554DA012
- F02554DA018
- F02554DA030
- F02554DA033



@ 3000K

Spine T 1 Pro

Optic Wide Flood 49°

Power Led: 7,9W - 671 lm ≠ FIXT 480 lm - 2700K/CRI 80 - 220-240V / 7,9W - 696 lm ≠ FIXT 490 lm - 3000K/CRI 80 - 220-240V / 7,9W - 720 lm ≠ FIXT 505 lm - 4000K/CRI 80 - 220-240V

2700K

Non Dimmable

- F02552EA001
- F02552EA006
- F02552EA012
- F02552EA018
- F02552EA030
- F02552EA033

3000K

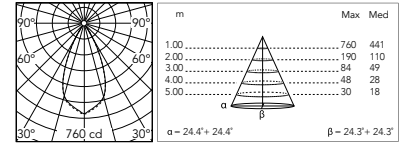
Non Dimmable

- F02553EA001
- F02553EA006
- F02553EA012
- F02553EA018
- F02553EA030
- F02553EA033

4000K

Non Dimmable

- F02554EA001
- F02554EA006
- F02554EA012
- F02554EA018
- F02554EA030
- F02554EA033



@ 3000K

Optic Elliptical 1 13,5° x 50°

Power Led: 7,9W - 671 lm ≠ FIXT 500 lm - 2700K/CRI 80 - 220-240V / 7,9W - 696 lm ≠ FIXT 519 lm - 3000K/CRI 80 - 220-240V / 7,9W - 720 lm ≠ FIXT 537 lm - 4000K/CRI 80 - 220-240V

2700K

Non Dimmable

- F02552FA001
- F02552FA006
- F02552FA012
- F02552FA018
- F02552FA030
- F02552FA033

3000K

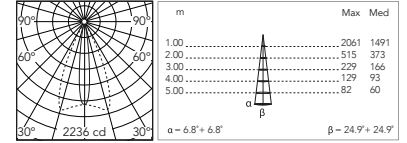
Non Dimmable

- F02553FA001
- F02553FA006
- F02553FA012
- F02553FA018
- F02553FA030
- F02553FA033

4000K

Non Dimmable

- F02554FA001
- F02554FA006
- F02554FA012
- F02554FA018
- F02554FA030
- F02554FA033



@ 3000K

Optic Elliptical 2 26° x 51°

Power Led: 7,9W - 671 lm ≠ FIXT 487 lm - 2700K/CRI 80 - 220-240V / 7,9W - 696 lm ≠ FIXT 505 lm - 3000K/CRI 80 - 220-240V / 7,9W - 720 lm ≠ FIXT 523 lm - 4000K/CRI 80 - 220-240V

2700K

Non Dimmable

- F02552GA001
- F02552GA006
- F02552GA012
- F02552GA018
- F02552GA030
- F02552GA033

3000K

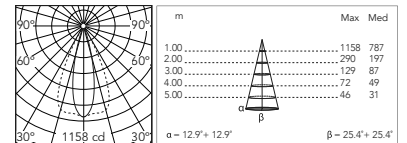
Non Dimmable

- F02553GA001
- F02553GA006
- F02553GA012
- F02553GA018
- F02553GA030
- F02553GA033

4000K

Non Dimmable

- F02554GA001
- F02554GA006
- F02554GA012
- F02554GA018
- F02554GA030
- F02554GA033



@ 3000K

Optic Wall Washer

Power Led: 7,9W - 671 lm ≠ FIXT 471 lm - 2700K/CRI 80 - 220-240V / 7,9W - 696 lm ≠ FIXT 489 lm - 3000K/CRI 80 - 220-240V / 7,9W - 720 lm ≠ FIXT 506 lm - 4000K/CRI 80 - 220-240V

2700K

Non Dimmable

- F02552HA001
- F02552HA006
- F02552HA012
- F02552HA018
- F02552HA030
- F02552HA033

3000K

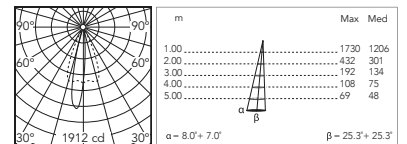
Non Dimmable

- F02553HA001
- F02553HA006
- F02553HA012
- F02553HA018
- F02553HA030
- F02553HA033

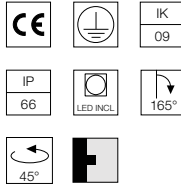
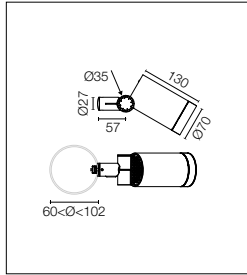
4000K

Non Dimmable

- F02554HA001
- F02554HA006
- F02554HA012
- F02554HA018
- F02554HA030
- F02554HA033



@ 3000K



Sorgente Power LED ad alta efficienza inclusa. Equipaggiato con snoot integrato per un maggiore comfort visivo. Accessori collimatori disponibili per variare le aperture del fascio luminoso. Alimentazione elettrica 220-240V ON/OFF integrata. Staffa per il fissaggio a palo integrata, per pali diametro compreso tra 60 e 102 mm, spessore massimo 3 mm. Dotata di spezzone di cavo uscente in neoprene da 5m (10m a richiesta) per connessione elettrica remota; per garantire la tenuta è consigliabile utilizzare cavi flessibili idonei all'impiego in ambienti esterni. Versione dimmerabile 1-10V o DALI con alimentatore remoto 24Vdc a richiesta.

Energy-efficient Power LED source included Equipped with an integrated snoot for higher visual comfort. Collimators are available as an accessory to modify the beam opening. Integrated electric power supply 220-240V ON/OFF. Integrated support for pole fixing, for poles with a diameter between 60 and 120 mm and a maximum thickness of 3 mm. Equipped with a 5m neoprene cable (10m upon request) for remote connection. To guarantee its water tightness, it is recommended to use flexible cables designed for outdoor use. Upon request: 1-10V or DALI dimmable version with 24Vdc remote power supply.

Optic Spot 12°

Power Led: 10,5W - 920 lm ≠ FIXT 680 lm - 2700K/CRI 80 - 220-240V / 10,5W - 966 lm ≠ FIXT 706 lm - 3000K/CRI 80 - 220-240V / 10,5W - 1012 lm ≠ FIXT 730 lm - 4000K/CRI 80 - 220-240V

2700K

Non Dimmable

- F02562BA001
- F02562BA006
- F02562BA012
- F02562BA018
- F02562BA030
- F02562BA033

3000K

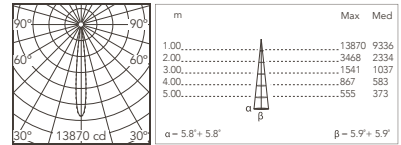
Non Dimmable

- F02563BA001
- F02563BA006
- F02563BA012
- F02563BA018
- F02563BA030
- F02563BA033

4000K

Non Dimmable

- F02564BA001
- F02564BA006
- F02564BA012
- F02564BA018
- F02564BA030
- F02564BA033



@ 3000K

Optic Medium Flood 26,5°

Power Led: 10,5W - 920 lm ≠ FIXT 594 lm - 2700K/CRI 80 - 220-240V / 10,5W - 966 lm ≠ FIXT 630 lm - 3000K/CRI 80 - 220-240V / 10,5W - 1012 lm ≠ FIXT 654 lm - 4000K/CRI 80 - 220-240V

2700K

Non Dimmable

- F02562CA001
- F02562CA006
- F02562CA012
- F02562CA018
- F02562CA030
- F02562CA033

3000K

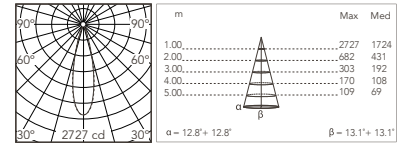
Non Dimmable

- F02563CA001
- F02563CA006
- F02563CA012
- F02563CA018
- F02563CA030
- F02563CA033

4000K

Non Dimmable

- F02564CA001
- F02564CA006
- F02564CA012
- F02564CA018
- F02564CA030
- F02564CA033



@ 3000K

Optic Flood 33,5°

Power Led: 10,5W - 920 lm ≠ FIXT 592 lm - 2700K/CRI 80 - 220-240V / 10,5W - 966 lm ≠ FIXT 627 lm - 3000K/CRI 80 - 220-240V / 10,5W - 1012 lm ≠ FIXT 651 lm - 4000K/CRI 80 - 220-240V

2700K

Non Dimmable

- F02562DA001
- F02562DA006
- F02562DA012
- F02562DA018
- F02562DA030
- F02562DA033

3000K

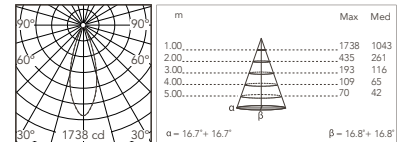
Non Dimmable

- F02563DA001
- F02563DA006
- F02563DA012
- F02563DA018
- F02563DA030
- F02563DA033

4000K

Non Dimmable

- F02564DA001
- F02564DA006
- F02564DA012
- F02564DA018
- F02564DA030
- F02564DA033



@ 3000K

Optic Wide Flood 50°

Power Led: 10,5W - 920 lm ≠ FIXT 591 lm - 2700K/CRI 80 - 220-240V / 10,5W - 966 lm ≠ FIXT 619 lm - 3000K/CRI 80 - 220-240V / 10,5W - 1012 lm ≠ FIXT 650 lm - 4000K/CRI 80 - 220-240V

2700K

Non Dimmable

- F02562EA001
- F02562EA006
- F02562EA012
- F02562EA018
- F02562EA030
- F02562EA033

3000K

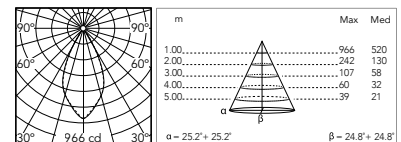
Non Dimmable

- F02563EA001
- F02563EA006
- F02563EA012
- F02563EA018
- F02563EA030
- F02563EA033

4000K

Non Dimmable

- F02564EA001
- F02564EA006
- F02564EA012
- F02564EA018
- F02564EA030
- F02564EA033



@ 3000K

Spine T 1 Pro Hp

Optic Elliptical 1 11,5° x 49°

Power Led: 10,5W - 920 lm ≠ FIXT 603 lm - 2700K/CRI 80 - 220-240V / 10,5W - 966 lm ≠ FIXT 639 lm - 3000K/CRI 80 - 220-240V / 10,5W - 1012 lm ≠ FIXT 663 lm - 4000K/CRI 80 - 220-240V

2700K

Non Dimmable

- F02562FA001
- F02562FA006
- F02562FA012
- F02562FA018
- F02562FA030
- F02562FA033

3000K

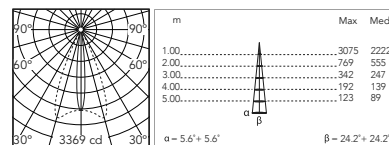
Non Dimmable

- F02563FA001
- F02563FA006
- F02563FA012
- F02563FA018
- F02563FA030
- F02563FA033

4000K

Non Dimmable

- F02564FA001
- F02564FA006
- F02564FA012
- F02564FA018
- F02564FA030
- F02564FA033



@ 3000K

Optic Elliptical 2 25,5° x 50°

Power Led: 10,5W - 920 lm ≠ FIXT 601 lm - 2700K/CRI 80 - 220-240V / 10,5W - 966 lm ≠ FIXT 624 lm - 3000K/CRI 80 - 220-240V / 10,5W - 1012 lm ≠ FIXT 645 lm - 4000K/CRI 80 - 220-240V

2700K

Non Dimmable

- F02562GA001
- F02562GA006
- F02562GA012
- F02562GA018
- F02562GA030
- F02562GA033

3000K

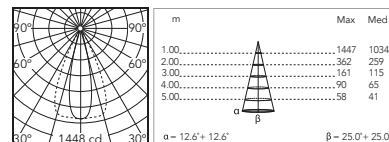
Non Dimmable

- F02563GA001
- F02563GA006
- F02563GA012
- F02563GA018
- F02563GA030
- F02563GA033

4000K

Non Dimmable

- F02564GA001
- F02564GA006
- F02564GA012
- F02564GA018
- F02564GA030
- F02564GA033



@ 3000K

Optic Wall Washer

Power Led: 10,5W - 920 lm ≠ FIXT 574 lm - 2700K/CRI 80 - 220-240V / 10,5W - 966 lm ≠ FIXT 609 lm - 3000K/CRI 80 - 220-240V / 10,5W - 1012 lm ≠ FIXT 631 lm - 4000K/CRI 80 - 220-240V

2700K

Non Dimmable

- F02562HA001
- F02562HA006
- F02562HA012
- F02562HA018
- F02562HA030
- F02562HA033

3000K

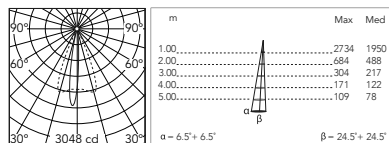
Non Dimmable

- F02563HA001
- F02563HA006
- F02563HA012
- F02563HA018
- F02563HA030
- F02563HA033

4000K

Non Dimmable

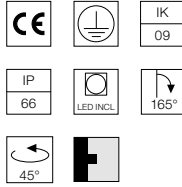
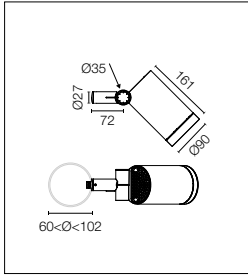
- F02564HA001
- F02564HA006
- F02564HA012
- F02564HA018
- F02564HA030
- F02564HA033



@ 3000K

Spine T 1 Pro: Accessori / Accessories

Honeycomb	Honeycomb Louvre	F025Z060000		
Gelbox IPX8 per connessione elettrica.	Gelbox IPX8 for splicing connectors.	F990C100000		
Lenti converter / Converter lenses:				
- Converter Spine 1 Optic Medium Flood		F029Z010000		
- Converter Spine 1 Optic Flood		F029Z011000		
- Converter Spine 1 Optic Wide Flood		F029Z012000		
- Converter Spine 1 Optic Elliptic 1		F029Z013000		
- Converter Spine 1 Optic Elliptic 2		F029Z014000		
- Converter Spine 1 Optic Wall Washer		F029Z015000		
Sistema di giunzione IP68 H2O Stop anti-condensa a 2 vie 4 poli.	2 way terminal block 4 poles IP68 H2O Stop.	F990C00A000		
Sistema di giunzione IP68 H2O Stop anti-condensa a 3/4 vie 4 poli. (Ø5,5÷12mm cavo).	3/4 way terminal block 4 poles IP68 H2O Stop. (ø5,5÷12mm cable).	F990C010000		



Sorgente Power LED inclusa. Equipaggiato con snoot integrato per un maggiore comfort visivo. Accessori collimatori disponibili per variare le aperture del fascio luminoso. Alimentazione elettrica 220-240V ON/OFF e dimmerabile 1-10V o DALI integrata. Staffa per il fissaggio a palo integrata, per pali diametro compreso tra 60 e 102 mm, spessore massimo 3 mm. Dotata di spezzone di cavo uscente in neoprene da 5m (10m a richiesta) per connessione elettrica remota; per garantire la tenuta è consigliabile utilizzare cavi flessibili idonei all'impiego in ambienti esterni.

Power LED source included. Equipped with an integrated snoot for higher visual comfort. Collimators are available as an accessory to modify the beam opening. Integrated electric power supply 220-240V ON/OFF and adjustable 1-10V or DALI. Integrated support for pole fixing, for poles with a diameter between 60 and 120 mm and a maximum thickness of 3 mm. Equipped with a 5m neoprene cable (10m upon request) for remote connection. To guarantee its water tightness, it is recommended to use flexible cables designed for outdoor use.

Optic Narrow Spot
2200K disponibile su richiesta.

Optic Narrow Spot
2200K available on request.

Optic Narrow Spot 6°

Power Led: 4,1W - 248 lm ≠ FIXT 230 lm - 2700K/CRI 80 - 220-240V / 4,1W - 258 lm ≠ FIXT 239 lm - 3000K/CRI 80 - 220-240V / 4,1W - 267 lm ≠ FIXT 247 lm - 4000K/CRI 80 - 220-240V

2700K

Non Dimmable

- F02652AA001
- F02652AA006
- F02652AA012
- F02652AA018
- F02652AA030
- F02652AA033
- 1-10V
- F02652AB001
- F02652AB006
- F02652AB012
- F02652AB018
- F02652AB030
- F02652AB033
- Dali
- F02652AD001
- F02652AD006
- F02652AD012
- F02652AD018
- F02652AD030
- F02652AD033

3000K

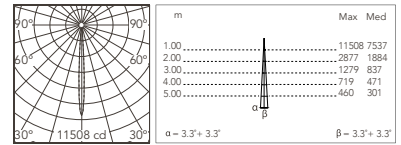
Non Dimmable

- F02653AA001
- F02653AA006
- F02653AA012
- F02653AA018
- F02653AA030
- F02653AA033
- 1-10V
- F02653AB001
- F02653AB006
- F02653AB012
- F02653AB018
- F02653AB030
- F02653AB033
- Dali
- F02653AD001
- F02653AD006
- F02653AD012
- F02653AD018
- F02653AD030
- F02653AD033

4000K

Non Dimmable

- F02654AA001
- F02654AA006
- F02654AA012
- F02654AA018
- F02654AA030
- F02654AA033
- 1-10V
- F02654AB001
- F02654AB006
- F02654AB012
- F02654AB018
- F02654AB030
- F02654AB033
- Dali
- F02654AD001
- F02654AD006
- F02654AD012
- F02654AD018
- F02654AD030
- F02654AD033



@ 3000K

Optic Spot 9,5°

Power Led: 10,5W - 920 lm ≠ FIXT 769 lm - 2700K/CRI 80 - 220-240V / 10,5W - 966 lm ≠ FIXT 808 lm - 3000K/CRI 80 - 220-240V / 10,5W - 1012 lm ≠ FIXT 846 lm - 4000K/CRI 80 - 220-240V

2700K

Non Dimmable

- F02652BA001
- F02652BA006
- F02652BA012
- F02652BA018
- F02652BA030
- F02652BA033
- 1-10V
- F02652BB001
- F02652BB006
- F02652BB012
- F02652BB018
- F02652BB030
- F02652BB033
- Dali
- F02652BD001
- F02652BD006
- F02652BD012
- F02652BD018
- F02652BD030
- F02652BD033

3000K

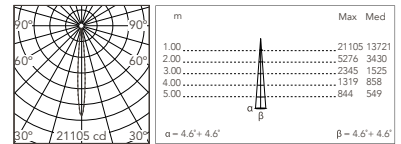
Non Dimmable

- F02653BA001
- F02653BA006
- F02653BA012
- F02653BA018
- F02653BA030
- F02653BA033
- 1-10V
- F02653BB001
- F02653BB006
- F02653BB012
- F02653BB018
- F02653BB030
- F02653BB033
- Dali
- F02653BD001
- F02653BD006
- F02653BD012
- F02653BD018
- F02653BD030
- F02653BD033

4000K

Non Dimmable

- F02654BA001
- F02654BA006
- F02654BA012
- F02654BA018
- F02654BA030
- F02654BA033
- 1-10V
- F02654BB001
- F02654BB006
- F02654BB012
- F02654BB018
- F02654BB030
- F02654BB033
- Dali
- F02654BD001
- F02654BD006
- F02654BD012
- F02654BD018
- F02654BD030
- F02654BD033



@ 3000K

Optic Medium Flood 28°

Power Led: 10,5W - 920 lm ≠ FIXT 715 lm - 2700K/CRI 80 - 220-240V / 10,5W - 966 lm ≠ FIXT 742 lm - 3000K/CRI 80 - 220-240V / 10,5W - 1012 lm ≠ FIXT 767 lm - 4000K/CRI 80 - 220-240V

2700K

Non Dimmable

- F02652CA001
- F02652CA006
- F02652CA012
- F02652CA018
- F02652CA030
- F02652CA033
- 1-10V
- F02652CB001
- F02652CB006
- F02652CB012
- F02652CB018
- F02652CB030
- F02652CB033
- Dali
- F02652CD001
- F02652CD006
- F02652CD012
- F02652CD018
- F02652CD030
- F02652CD033

3000K

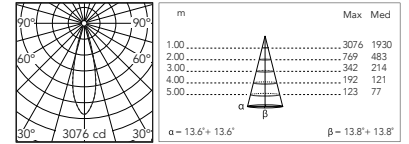
Non Dimmable

- F02653CA001
- F02653CA006
- F02653CA012
- F02653CA018
- F02653CA030
- F02653CA033
- 1-10V
- F02653CB001
- F02653CB006
- F02653CB012
- F02653CB018
- F02653CB030
- F02653CB033
- Dali
- F02653CD001
- F02653CD006
- F02653CD012
- F02653CD018
- F02653CD030
- F02653CD033

4000K

Non Dimmable

- F02654CA001
- F02654CA006
- F02654CA012
- F02654CA018
- F02654CA030
- F02654CA033
- 1-10V
- F02654CB001
- F02654CB006
- F02654CB012
- F02654CB018
- F02654CB030
- F02654CB033
- Dali
- F02654CD001
- F02654CD006
- F02654CD012
- F02654CD018
- F02654CD030
- F02654CD033



@ 3000K

Optic Flood 33°

Power Led: 10,5W - 920 lm ≠ FIXT 695 lm - 2700K/CRI 80 - 220-240V / 10,5W - 966 lm ≠ FIXT 721 lm - 3000K/CRI 80 - 220-240V / 10,5W - 1012 lm ≠ FIXT 746 lm - 4000K/CRI 80 - 220-240V

2700K

Non Dimmable

- F02652DA001
- F02652DA006
- F02652DA012
- F02652DA018
- F02652DA030
- F02652DA033
- 1-10V
- F02652DB001
- F02652DB006
- F02652DB012
- F02652DB018
- F02652DB030
- F02652DB033
- Dali
- F02652DD001
- F02652DD006
- F02652DD012
- F02652DD018
- F02652DD030
- F02652DD033

3000K

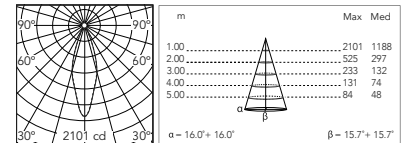
Non Dimmable

- F02653DA001
- F02653DA006
- F02653DA012
- F02653DA018
- F02653DA030
- F02653DA033
- 1-10V
- F02653DB001
- F02653DB006
- F02653DB012
- F02653DB018
- F02653DB030
- F02653DB033
- Dali
- F02653DD001
- F02653DD006
- F02653DD012
- F02653DD018
- F02653DD030
- F02653DD033

4000K

Non Dimmable

- F02654DA001
- F02654DA006
- F02654DA012
- F02654DA018
- F02654DA030
- F02654DA033
- 1-10V
- F02654DB001
- F02654DB006
- F02654DB012
- F02654DB018
- F02654DB030
- F02654DB033
- Dali
- F02654DD001
- F02654DD006
- F02654DD012
- F02654DD018
- F02654DD030
- F02654DD033



@ 3000K

Optic Wide Flood 51°

Power Led: 10,5W - 920 lm ≠ FIXT 711 lm - 2700K/CRI 80 - 220-240V / 10,5W - 966 lm ≠ FIXT 741 lm - 3000K/CRI 80 - 220-240V / 10,5W - 1012 lm ≠ FIXT 778 lm - 4000K/CRI 80 - 220-240V

2700K

Non Dimmable

- F02652EA001
- F02652EA006
- F02652EA012
- F02652EA018
- F02652EA030
- F02652EA033
- 1-10V
- F02652EB001
- F02652EB006
- F02652EB012
- F02652EB018
- F02652EB030
- F02652EB033
- Dali
- F02652ED001
- F02652ED006
- F02652ED012
- F02652ED018
- F02652ED030
- F02652ED033

3000K

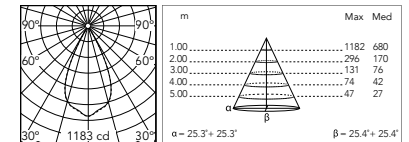
Non Dimmable

- F02653EA001
- F02653EA006
- F02653EA012
- F02653EA018
- F02653EA030
- F02653EA033
- 1-10V
- F02653EB001
- F02653EB006
- F02653EB012
- F02653EB018
- F02653EB030
- F02653EB033
- Dali
- F02653ED001
- F02653ED006
- F02653ED012
- F02653ED018
- F02653ED030
- F02653ED033

4000K

Non Dimmable

- F02654EA001
- F02654EA006
- F02654EA012
- F02654EA018
- F02654EA030
- F02654EA033
- 1-10V
- F02654EB001
- F02654EB006
- F02654EB012
- F02654EB018
- F02654EB030
- F02654EB033
- Dali
- F02654ED001
- F02654ED006
- F02654ED012
- F02654ED018
- F02654ED030
- F02654ED033



@ 3000K

Spine T 2 Pro

Optic Elliptical 1 9,5° x 48°

Power Led: 10,5W - 920 lm ≠ FIXT 717 lm - 2700K/CRI 80 - 220-240V / 10,5W - 966 lm ≠ FIXT 744 lm - 3000K/CRI 80 - 220-240V / 10,5W - 1012 lm ≠ FIXT 770 lm - 4000K/CRI 80 - 220-240V

2700K

Non Dimmable

- F02652FA001
- F02652FA006
- F02652FA012
- F02652FA018
- F02652FA030
- F02652FA033
- 1-10V
- F02652FB001
- F02652FB006
- F02652FB012
- F02652FB018
- F02652FB030
- F02652FB033
- Dali
- F02652FD001
- F02652FD006
- F02652FD012
- F02652FD018
- F02652FD030
- F02652FD033

3000K

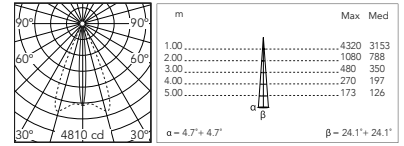
Non Dimmable

- F02653FA001
- F02653FA006
- F02653FA012
- F02653FA018
- F02653FA030
- F02653FA033
- 1-10V
- F02653FB001
- F02653FB006
- F02653FB012
- F02653FB018
- F02653FB030
- F02653FB033
- Dali
- F02653FD001
- F02653FD006
- F02653FD012
- F02653FD018
- F02653FD030
- F02653FD033

4000K

Non Dimmable

- F02654FA001
- F02654FA006
- F02654FA012
- F02654FA018
- F02654FA030
- F02654FA033
- 1-10V
- F02654FB001
- F02654FB006
- F02654FB012
- F02654FB018
- F02654FB030
- F02654FB033
- Dali
- F02654FD001
- F02654FD006
- F02654FD012
- F02654FD018
- F02654FD030
- F02654FD033



@ 3000K

Optic Elliptical 2 24° x 50°

Power Led: 10,5W - 920 lm ≠ FIXT 699 lm - 2700K/CRI 80 - 220-240V / 10,5W - 966 lm ≠ FIXT 725 lm - 3000K/CRI 80 - 220-240V / 10,5W - 1012 lm ≠ FIXT 750 lm - 4000K/CRI 80 - 220-240V

2700K

Non Dimmable

- F02652GA001
- F02652GA006
- F02652GA012
- F02652GA018
- F02652GA030
- F02652GA033
- 1-10V
- F02652GB001
- F02652GB006
- F02652GB012
- F02652GB018
- F02652GB030
- F02652GB033
- Dali
- F02652GD001
- F02652GD006
- F02652GD012
- F02652GD018
- F02652GD030
- F02652GD033

3000K

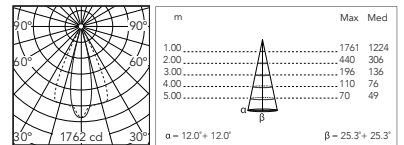
Non Dimmable

- F02653GA001
- F02653GA006
- F02653GA012
- F02653GA018
- F02653GA030
- F02653GA033
- 1-10V
- F02653GB001
- F02653GB006
- F02653GB012
- F02653GB018
- F02653GB030
- F02653GB033
- Dali
- F02653GD001
- F02653GD006
- F02653GD012
- F02653GD018
- F02653GD030
- F02653GD033

4000K

Non Dimmable

- F02654GA001
- F02654GA006
- F02654GA012
- F02654GA018
- F02654GA030
- F02654GA033
- 1-10V
- F02654GB001
- F02654GB006
- F02654GB012
- F02654GB018
- F02654GB030
- F02654GB033
- Dali
- F02654GD001
- F02654GD006
- F02654GD012
- F02654GD018
- F02654GD030
- F02654GD033



@ 3000K

Optic Wall Washer

Power Led: 10,5W - 920 lm ≠ FIXT 673 lm - 2700K/CRI 80 - 220-240V / 10,5W - 966 lm ≠ FIXT 698 lm - 3000K/CRI 80 - 220-240V / 10,5W - 1012 lm ≠ FIXT 672 lm - 4000K/CRI 80 - 220-240V

2700K

Non Dimmable

- F02652HA001
- F02652HA006
- F02652HA012
- F02652HA018
- F02652HA030
- F02652HA033
- 1-10V
- F02652HB001
- F02652HB006
- F02652HB012
- F02652HB018
- F02652HB030
- F02652HB033
- Dali
- F02652HD001
- F02652HD006
- F02652HD012
- F02652HD018
- F02652HD030
- F02652HD033

3000K

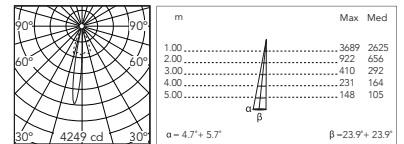
Non Dimmable

- F02653HA001
- F02653HA006
- F02653HA012
- F02653HA018
- F02653HA030
- F02653HA033
- 1-10V
- F02653HB001
- F02653HB006
- F02653HB012
- F02653HB018
- F02653HB030
- F02653HB033
- Dali
- F02653HD001
- F02653HD006
- F02653HD012
- F02653HD018
- F02653HD030
- F02653HD033

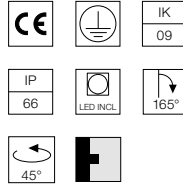
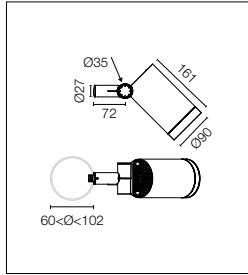
4000K

Non Dimmable

- F02654HA001
- F02654HA006
- F02654HA012
- F02654HA018
- F02654HA030
- F02654HA033
- 1-10V
- F02654HB001
- F02654HB006
- F02654HB012
- F02654HB018
- F02654HB030
- F02654HB033
- Dali
- F02654HD001
- F02654HD006
- F02654HD012
- F02654HD018
- F02654HD030
- F02654HD033



@ 3000K



Sorgente Power LED ad alta efficienza inclusa. Equipaggiato con snoot integrato per un maggiore comfort visivo. Accessori collimatori disponibili per variare le aperture del fascio luminoso. Alimentazione elettrica 220-240V ON/ OFF e dimmerabile 1-10V o DALI integrata. Staffa per il fissaggio a palo integrata, per pali diametro compreso tra 60 e 102 mm, spessore massimo 3 mm. Dotata di spezzone di cavo uscente in neoprene da 5m (10m a richiesta) per connessione elettrica remota; per garantire la tenuta è consigliabile utilizzare cavi flessibili idonei all'impiego in ambienti esterni.

Energy-efficient Power LED source included. Equipped with an integrated snoot for higher visual comfort. Collimators are available as an accessory to modify the beam opening. Integrated electric power supply 220-240V ON/OFF and adjustable 1-10V or DALI. Integrated support for pole fixing, for poles with a diameter between 60 and 120 mm and a maximum thickness of 3 mm. Equipped with a 5m neoprene cable (10m upon request) for remote connection. To guarantee its water tightness, it is recommended to use flexible cables designed for outdoor use.

2200K disponibile su richiesta.

2200K available on request.

Optic Spot 14,5°

Power Led: 17W - 1739 lm ≠ FIXT 1443 lm - 2700K/CRI 80 - 220-240V / 17W - 1803 lm ≠ FIXT 1497 lm - 3000K/CRI 80 - 220-240V / 17W - 1868 lm ≠ FIXT 1548 lm - 4000K/CRI 80 - 220-240V

2700K

Non Dimmable

- F02662BA001
- F02662BA006
- F02662BA012
- F02662BA018
- F02662BA030
- F02662BA033
- 1-10V
- F02662BB001
- F02662BB006
- F02662BB012
- F02662BB018
- F02662BB030
- F02662BB033
- Dali
- F02662BD001
- F02662BD006
- F02662BD012
- F02662BD018
- F02662BD030
- F02662BD033

3000K

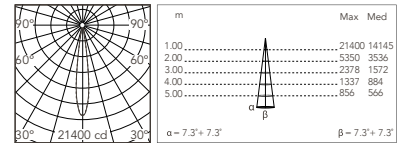
Non Dimmable

- F02663BA001
- F02663BA006
- F02663BA012
- F02663BA018
- F02663BA030
- F02663BA033
- 1-10V
- F02663BB001
- F02663BB006
- F02663BB012
- F02663BB018
- F02663BB030
- F02663BB033
- Dali
- F02663BD001
- F02663BD006
- F02663BD012
- F02663BD018
- F02663BD030
- F02663BD033

4000K

Non Dimmable

- F02664BA001
- F02664BA006
- F02664BA012
- F02664BA018
- F02664BA030
- F02664BA033
- 1-10V
- F02664BB001
- F02664BB006
- F02664BB012
- F02664BB018
- F02664BB030
- F02664BB033
- Dali
- F02664BD001
- F02664BD006
- F02664BD012
- F02664BD018
- F02664BD030
- F02664BD033



@ 3000K

Optic Medium Flood 26°

Power Led: 17W - 1739 lm ≠ FIXT 1336 lm - 2700K/CRI 80 - 220-240V / 17W - 1803 lm ≠ FIXT 1386 lm - 3000K/CRI 80 - 220-240V / 17W - 1868 lm ≠ FIXT 1434 lm - 4000K/CRI 80 - 220-240V

2700K

Non Dimmable

- F02662CA001
- F02662CA006
- F02662CA012
- F02662CA018
- F02662CA030
- F02662CA033
- 1-10V
- F02662CB001
- F02662CB006
- F02662CB012
- F02662CB018
- F02662CB030
- F02662CB033
- Dali
- F02662CD001
- F02662CD006
- F02662CD012
- F02662CD018
- F02662CD030
- F02662CD033

3000K

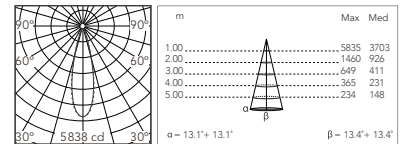
Non Dimmable

- F02663CA001
- F02663CA006
- F02663CA012
- F02663CA018
- F02663CA030
- F02663CA033
- 1-10V
- F02663CB001
- F02663CB006
- F02663CB012
- F02663CB018
- F02663CB030
- F02663CB033
- Dali
- F02663CD001
- F02663CD006
- F02663CD012
- F02663CD018
- F02663CD030
- F02663CD033

4000K

Non Dimmable

- F02664CA001
- F02664CA006
- F02664CA012
- F02664CA018
- F02664CA030
- F02664CA033
- 1-10V
- F02664CB001
- F02664CB006
- F02664CB012
- F02664CB018
- F02664CB030
- F02664CB033
- Dali
- F02664CD001
- F02664CD006
- F02664CD012
- F02664CD018
- F02664CD030
- F02664CD033



@ 3000K

Spine T 2 Pro Hp

Optic Flood 36°

Power Led: 17W - 1739 lm ≠ FIXT 1302 lm - 2700K/CRI 80 - 220-240V / 17W - 1803 lm ≠ FIXT 1351 lm - 3000K/CRI 80 - 220-240V / 17W - 1868 lm ≠ FIXT 1397 lm - 4000K/CRI 80 - 220-240V

2700K

Non Dimmable

- F02662DA001
- F02662DA006
- F02662DA012
- F02662DA018
- F02662DA030
- F02662DA033
- 1-10V
- F02662DB001
- F02662DB006
- F02662DB012
- F02662DB018
- F02662DB030
- F02662DB033
- Dali
- F02662DD001
- F02662DD006
- F02662DD012
- F02662DD018
- F02662DD030
- F02662DD033

3000K

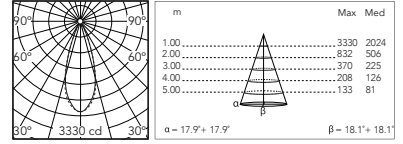
Non Dimmable

- F02663DA001
- F02663DA006
- F02663DA012
- F02663DA018
- F02663DA030
- F02663DA033
- 1-10V
- F02663DB001
- F02663DB006
- F02663DB012
- F02663DB018
- F02663DB030
- F02663DB033
- Dali
- F02663DD001
- F02663DD006
- F02663DD012
- F02663DD018
- F02663DD030
- F02663DD033

4000K

Non Dimmable

- F02664DA001
- F02664DA006
- F02664DA012
- F02664DA018
- F02664DA030
- F02664DA033
- 1-10V
- F02664DB001
- F02664DB006
- F02664DB012
- F02664DB018
- F02664DB030
- F02664DB033
- Dali
- F02664DD001
- F02664DD006
- F02664DD012
- F02664DD018
- F02664DD030
- F02664DD033



@ 3000K

Optic Wide Flood 52°

Power Led: 17W - 1739 lm ≠ FIXT 1303 lm - 2700K/CRI 80 - 220-240V / 17W - 1803 lm ≠ FIXT 1357 lm - 3000K/CRI 80 - 220-240V / 17W - 1868 lm ≠ FIXT 1411 lm - 4000K/CRI 80 - 220-240V

2700K

Non Dimmable

- F02662EA001
- F02662EA006
- F02662EA012
- F02662EA018
- F02662EA030
- F02662EA033
- 1-10V
- F02662EB001
- F02662EB006
- F02662EB012
- F02662EB018
- F02662EB030
- F02662EB033
- Dali
- F02662ED001
- F02662ED006
- F02662ED012
- F02662ED018
- F02662ED030
- F02662ED033

3000K

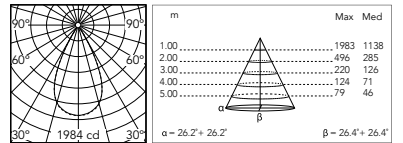
Non Dimmable

- F02663EA001
- F02663EA006
- F02663EA012
- F02663EA018
- F02663EA030
- F02663EA033
- 1-10V
- F02663EB001
- F02663EB006
- F02663EB012
- F02663EB018
- F02663EB030
- F02663EB033
- Dali
- F02663ED001
- F02663ED006
- F02663ED012
- F02663ED018
- F02663ED030
- F02663ED033

4000K

Non Dimmable

- F02664EA001
- F02664EA006
- F02664EA012
- F02664EA018
- F02664EA030
- F02664EA033
- 1-10V
- F02664EB001
- F02664EB006
- F02664EB012
- F02664EB018
- F02664EB030
- F02664EB033
- Dali
- F02664ED001
- F02664ED006
- F02664ED012
- F02664ED018
- F02664ED030
- F02664ED033



@ 3000K

Optic Elliptical 1 14° x 50°

Power Led: 17W - 1739 lm ≠ FIXT 1315 lm - 2700K/CRI 80 - 220-240V / 17W - 1803 lm ≠ FIXT 1364 lm - 3000K/CRI 80 - 220-240V / 17W - 1868 lm ≠ FIXT 1410 lm - 4000K/CRI 80 - 220-240V

2700K

Non Dimmable

- F02662FA001
- F02662FA006
- F02662FA012
- F02662FA018
- F02662FA030
- F02662FA033
- 1-10V
- F02662FB001
- F02662FB006
- F02662FB012
- F02662FB018
- F02662FB030
- F02662FB033
- Dali
- F02662FD001
- F02662FD006
- F02662FD012
- F02662FD018
- F02662FD030
- F02662FD033

3000K

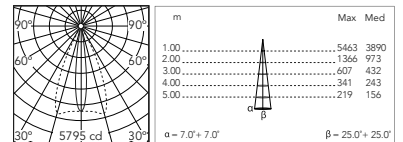
Non Dimmable

- F02663FA001
- F02663FA006
- F02663FA012
- F02663FA018
- F02663FA030
- F02663FA033
- 1-10V
- F02663FB001
- F02663FB006
- F02663FB012
- F02663FB018
- F02663FB030
- F02663FB033
- Dali
- F02663FD001
- F02663FD006
- F02663FD012
- F02663FD018
- F02663FD030
- F02663FD033

4000K

Non Dimmable

- F02664FA001
- F02664FA006
- F02664FA012
- F02664FA018
- F02664FA030
- F02664FA033
- 1-10V
- F02664FB001
- F02664FB006
- F02664FB012
- F02664FB018
- F02664FB030
- F02664FB033
- Dali
- F02664FD001
- F02664FD006
- F02664FD012
- F02664FD018
- F02664FD030
- F02664FD033



@ 3000K

Spine T 2 Pro Hp

Optic Elliptical 2 25° x 52°

Power Led: 17W - 1739 lm ≠ FIXT 1298 lm - 2700K/CRI 80 - 220-240V / 17W - 1803 lm ≠ FIXT 1351 lm - 3000K/CRI 80 - 220-240V / 17W - 1868 lm ≠ FIXT 1393 lm - 4000K/CRI 80 - 220-240V

2700K

Non Dimmable

- F02662GA001
- F02662GA006
- F02662GA012
- F02662GA018
- F02662GA030
- F02662GA033

1-10V

- F02662GB001
- F02662GB006
- F02662GB012
- F02662GB018
- F02662GB030
- F02662GB033

Dali

- F02662GD001
- F02662GD006
- F02662GD012
- F02662GD018
- F02662GD030
- F02662GD033

3000K

Non Dimmable

- F02663GA001
- F02663GA006
- F02663GA012
- F02663GA018
- F02663GA030
- F02663GA033

1-10V

- F02663GB001
- F02663GB006
- F02663GB012
- F02663GB018
- F02663GB030
- F02663GB033

Dali

- F02663GD001
- F02663GD006
- F02663GD012
- F02663GD018
- F02663GD030
- F02663GD033

4000K

Non Dimmable

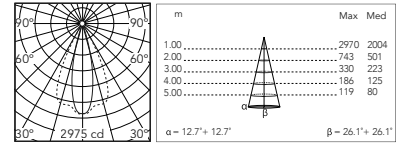
- F02664GA001
- F02664GA006
- F02664GA012
- F02664GA018
- F02664GA030
- F02664GA033

1-10V

- F02664GB001
- F02664GB006
- F02664GB012
- F02664GB018
- F02664GB030
- F02664GB033

Dali

- F02664GD001
- F02664GD006
- F02664GD012
- F02664GD018
- F02664GD030
- F02664GD033



@ 3000K

Optic Wall Washer

Power Led: 17W - 1739 lm ≠ FIXT 1277 lm - 2700K/CRI 80 - 220-240V / 17W - 1803 lm ≠ FIXT 1325 lm - 3000K/CRI 80 - 220-240V / 17W - 1868 lm ≠ FIXT 1370 lm - 4000K/CRI 80 - 220-240V

2700K

Non Dimmable

- F02662HA001
- F02662HA006
- F02662HA012
- F02662HA018
- F02662HA030
- F02662HA033

1-10V

- F02662HB001
- F02662HB006
- F02662HB012
- F02662HB018
- F02662HB030
- F02662HB033

Dali

- F02662HD001
- F02662HD006
- F02662HD012
- F02662HD018
- F02662HD030
- F02662HD033

3000K

Non Dimmable

- F02663HA001
- F02663HA006
- F02663HA012
- F02663HA018
- F02663HA030
- F02663HA033

1-10V

- F02663HB001
- F02663HB006
- F02663HB012
- F02663HB018
- F02663HB030
- F02663HB033

Dali

- F02663HD001
- F02663HD006
- F02663HD012
- F02663HD018
- F02663HD030
- F02663HD033

4000K

Non Dimmable

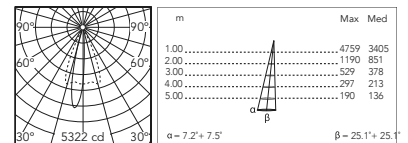
- F02664HA001
- F02664HA006
- F02664HA012
- F02664HA018
- F02664HA030
- F02664HA033

1-10V

- F02664HB001
- F02664HB006
- F02664HB012
- F02664HB018
- F02664HB030
- F02664HB033


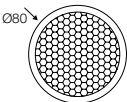

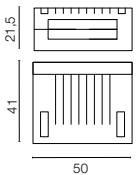

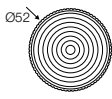



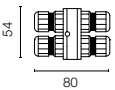

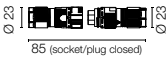

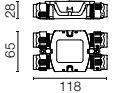
Dali

- F02664HD001
- F02664HD006
- F02664HD012
- F02664HD018
- F02664HD030
- F02664HD033

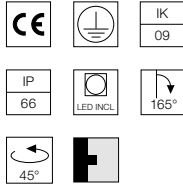
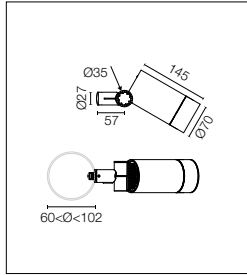


@ 3000K

Spine T 2 Pro: Accessori / Accessories

Honeycomb	Honeycomb Louvre	F026Z060000		
Gelbox IPX8 per connessione elettrica.	Gelbox IPX8 for splicing connectors.	F990C110000		
Lenti converter / Converter lenses:				
- Converter Spine 2 Optic Medium Flood		F029Z020000		
- Converter Spine 2 Optic Flood		F029Z021000		
- Converter Spine 2 Optic Wide Flood		F029Z022000		
- Converter Spine 2 Optic Elliptic 1		F029Z023000		
- Converter Spine 2 Optic Elliptic 2		F029Z024000		
- Converter Spine 2 Optic Wall Washer		F029Z025000		
Sistema di giunzione IP68 H2O Stop anti-condensa a 2 vie 4 poli.	2 way terminal block 4 poles IP68 H2O Stop.	F990C00A000		
Sistema di giunzione IP68 H2O Stop anti-condensa a 3/4 vie 4 poli. (Ø5,5÷12mm cavo).	3/4 way terminal block 4 poles IP68 H2O Stop. (ø5,5÷12mm cable).	F990C010000		
Kit connettore 5 poli presa volante + spina EU IP68.	Connector kit 5-pole flying socket + EU plug IP68.	F990C080000		
Scatola di derivazione 5 poli 4 vie IP68 (cavi 6-14 mm).	4 way junction box 5 poles IP68 (6-14 mm cables).	F990C030000		





Sorgente Power LED inclusa. Equipaggiato con snoot integrato per un maggiore comfort visivo; accessorio visor a taglio asimmetrico disponibile. Accessori collimatori disponibili per variare le aperture del fascio luminoso. Alimentazione elettrica 220-240V ON/OFF integrata. Staffa per il fissaggio a palo integrata, per pali diametro compreso tra 60 e 102 mm, spessore massimo 3 mm. Dotata di spezzone di cavo uscente in neoprene da 5m (10m a richiesta) per connessione elettrica remota; per garantire la tenuta è consigliabile utilizzare cavi flessibili idonei all'impiego in ambienti esterni. Versione dimmerabile 1-10V o DALI con alimentatore remoto 24Vdc a richiesta.

Power LED source included. Equipped with an integrated snoot for higher visual comfort: the asymmetrical cut visor is available as an accessory. Collimators are available as an accessory to modify the beam opening. Integrated electric power supply 220-240V ON/OFF. Integrated support for pole fixing, for poles with a diameter between 60 and 120 mm and a maximum thickness of 3 mm. Equipped with a 5m neoprene cable (10m upon request) for remote connection. To guarantee its water tightness, it is recommended to use flexible cables designed for outdoor use. Upon request: 1-10V or DALI dimmable version with 24Vdc remote power supply.

2200K disponibile su richiesta.

2200K available on request.

Optic Narrow Spot 7°

Power Led: 3,5W - 168 lm ≠ FIXT 143 lm - 2700K/CRI 80 - 220-240V / 3,5W - 174 lm ≠ FIXT 149 lm - 3000K/CRI 80 - 220-240V / 3,5W - 180 lm ≠ FIXT 154 lm - 4000K/CRI 80 - 220-240V

2700K

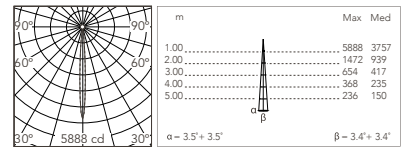
- F02512AA001
- F02512AA006
- F02512AA012
- F02512AA018
- F02512AA030
- F02512AA033

3000K

- F02513AA001
- F02513AA006
- F02513AA012
- F02513AA018
- F02513AA030
- F02513AA033

4000K

- F02514AA001
- F02514AA006
- F02514AA012
- F02514AA018
- F02514AA030
- F02514AA033



@ 3000K

Optic Spot 14°

Power Led: 7,9W - 671 lm ≠ FIXT 550 lm - 2700K/CRI 80 - 220-240V / 7,9W - 696 lm ≠ FIXT 571 lm - 3000K/CRI 80 - 220-240V / 7,9W - 720 lm ≠ FIXT 591 lm - 4000K/CRI 80 - 220-240V

2700K

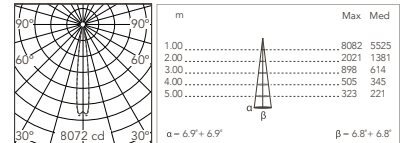
- F02512BA001
- F02512BA006
- F02512BA012
- F02512BA018
- F02512BA030
- F02512BA033

3000K

- F02513BA001
- F02513BA006
- F02513BA012
- F02513BA018
- F02513BA030
- F02513BA033

4000K

- F02514BA001
- F02514BA006
- F02514BA012
- F02514BA018
- F02514BA030
- F02514BA033



@ 3000K

Optic Medium Flood 24,5°

Power Led: 7,9W - 671 lm ≠ FIXT 499 lm - 2700K/CRI 80 - 220-240V / 7,9W - 696 lm ≠ FIXT 518 lm - 3000K/CRI 80 - 220-240V / 7,9W - 720 lm ≠ FIXT 536 lm - 4000K/CRI 80 - 220-240V

2700K

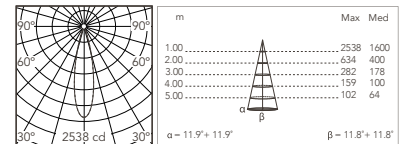
- F02512CA001
- F02512CA006
- F02512CA012
- F02512CA018
- F02512CA030
- F02512CA033

3000K

- F02513CA001
- F02513CA006
- F02513CA012
- F02513CA018
- F02513CA030
- F02513CA033

4000K

- F02514CA001
- F02514CA006
- F02514CA012
- F02514CA018
- F02514CA030
- F02514CA033



@ 3000K

Optic Flood 32°

Power Led: 7,9W - 671 lm ≠ FIXT 482 lm - 2700K/CRI 80 - 220-240V / 7,9W - 696 lm ≠ FIXT 500 lm - 3000K/CRI 80 - 220-240V / 7,9W - 720 lm ≠ FIXT 518 lm - 4000K/CRI 80 - 220-240V

2700K

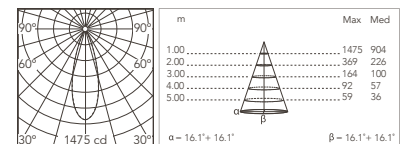
- F02512DA001
- F02512DA006
- F02512DA012
- F02512DA018
- F02512DA030
- F02512DA033

3000K

- F02513DA001
- F02513DA006
- F02513DA012
- F02513DA018
- F02513DA030
- F02513DA033

4000K

- F02514DA001
- F02514DA006
- F02514DA012
- F02514DA018
- F02514DA030
- F02514DA033



@ 3000K

Spine T 1 Ultra

Optic Wide Flood 49°

Power Led: 7,9W - 671 lm ≠ FIXT 480 lm - 2700K/CRI 80 - 220-240V / 7,9W - 696 lm ≠ FIXT 490 lm - 3000K/CRI 80 - 220-240V / 7,9W - 720 lm ≠ FIXT 505 lm - 4000K/CRI 80 - 220-240V

2700K

Non Dimmable

- F02512EA001
- F02512EA006
- F02512EA012
- F02512EA018
- F02512EA030
- F02512EA033

3000K

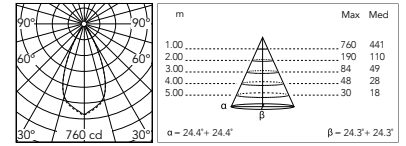
Non Dimmable

- F02513EA001
- F02513EA006
- F02513EA012
- F02513EA018
- F02513EA030
- F02513EA033

4000K

Non Dimmable

- F02514EA001
- F02514EA006
- F02514EA012
- F02514EA018
- F02514EA030
- F02514EA033



@ 3000K

Optic Elliptical 1 13,5° x 50°

Power Led: 7,9W - 671 lm ≠ FIXT 500 lm - 2700K/CRI 80 - 220-240V / 7,9W - 696 lm ≠ FIXT 519 lm - 3000K/CRI 80 - 220-240V / 7,9W - 720 lm ≠ FIXT 537 lm - 4000K/CRI 80 - 220-240V

2700K

Non Dimmable

- F02512FA001
- F02512FA006
- F02512FA012
- F02512FA018
- F02512FA030
- F02512FA033

3000K

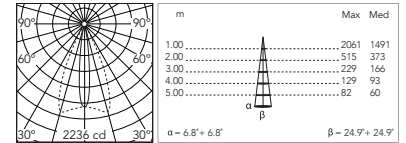
Non Dimmable

- F02513FA001
- F02513FA006
- F02513FA012
- F02513FA018
- F02513FA030
- F02513FA033

4000K

Non Dimmable

- F02514FA001
- F02514FA006
- F02514FA012
- F02514FA018
- F02514FA030
- F02514FA033



@ 3000K

Optic Elliptical 2 26° x 51°

Power Led: 7,9W - 671 lm ≠ FIXT 487 lm - 2700K/CRI 80 - 220-240V / 7,9W - 696 lm ≠ FIXT 505 lm - 3000K/CRI 80 - 220-240V / 7,9W - 720 lm ≠ FIXT 523 lm - 4000K/CRI 80 - 220-240V

2700K

Non Dimmable

- F02512GA001
- F02512GA006
- F02512GA012
- F02512GA018
- F02512GA030
- F02512GA033

3000K

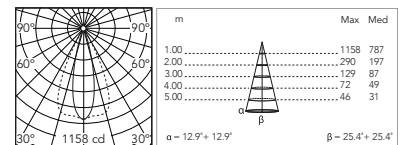
Non Dimmable

- F02513GA001
- F02513GA006
- F02513GA012
- F02513GA018
- F02513GA030
- F02513GA033

4000K

Non Dimmable

- F02514GA001
- F02514GA006
- F02514GA012
- F02514GA018
- F02514GA030
- F02514GA033



@ 3000K

Optic Wall Washer

Power Led: 7,9W - 671 lm ≠ FIXT 471 lm - 2700K/CRI 80 - 220-240V / 7,9W - 696 lm ≠ FIXT 489 lm - 3000K/CRI 80 - 220-240V / 7,9W - 720 lm ≠ FIXT 506 lm - 4000K/CRI 80 - 220-240V

2700K

Non Dimmable

- F02512HA001
- F02512HA006
- F02512HA012
- F02512HA018
- F02512HA030
- F02512HA033

3000K

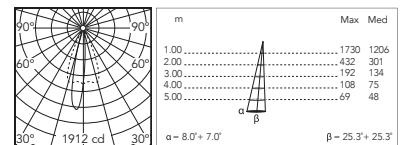
Non Dimmable

- F02513HA001
- F02513HA006
- F02513HA012
- F02513HA018
- F02513HA030
- F02513HA033

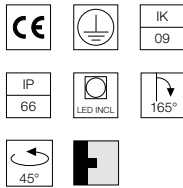
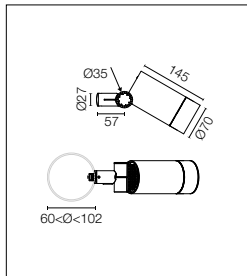
4000K

Non Dimmable

- F02514HA001
- F02514HA006
- F02514HA012
- F02514HA018
- F02514HA030
- F02514HA033



@ 3000K



Sorgente Power LED ad alta efficienza inclusa. Equipaggiato con snoot integrato per un maggiore comfort visivo; accessorio visor a taglio asimmetrico disponibile. Accessori collimatori disponibili per variare le aperture del fascio luminoso. Alimentazione elettrica 220-240V ON/OFF integrata. Staffa per il fissaggio a palo integrata, per pali diametro compreso tra 60 e 102 mm, spessore massimo 3 mm. Dotata di spezzone di cavo uscente in neoprene da 5m (10m a richiesta) per connessione elettrica remota; per garantire la tenuta è consigliabile utilizzare cavi flessibili idonei all'impiego in ambienti esterni. Versione dimmerabile 1-10V o DALI con alimentatore remoto 24Vdc a richiesta.

Energy-efficient Power LED source included. Equipped with an integrated snoot for higher visual comfort; the asymmetrical cut visor is available as an accessory. Collimators are available as an accessory to modify the beam opening. Integrated electric power supply 220-240V ON/OFF. Integrated support for pole fixing, for poles with a diameter between 60 and 120 mm and a maximum thickness of 3 mm. Equipped with a 5m neoprene cable (10m upon request) for remote connection. To guarantee its water tightness, it is recommended to use flexible cables designed for outdoor use. Upon request: 1-10V or DALI remote power supply.

Optic Spot 12°

Power Led: 10,5W - 920 lm ≠ FIXT 680 lm - 2700K/CRI 80 - 220-240V / 10,5W - 966 lm ≠ FIXT 706 lm - 3000K/CRI 80 - 220-240V / 10,5W - 1012 lm ≠ FIXT 730 lm - 4000K/CRI 80 - 220-240V

2700K

Non Dimmable

- F02522BA001
- F02522BA006
- F02522BA012
- F02522BA018
- F02522BA030
- F02522BA033

3000K

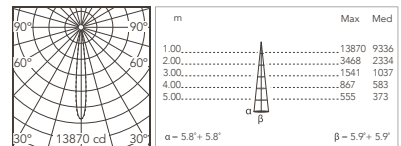
Non Dimmable

- F02523BA001
- F02523BA006
- F02523BA012
- F02523BA018
- F02523BA030
- F02523BA033

4000K

Non Dimmable

- F02524BA001
- F02524BA006
- F02524BA012
- F02524BA018
- F02524BA030
- F02524BA033



@ 3000K

Optic Medium Flood 26,5°

Power Led: 10,5W - 920 lm ≠ FIXT 594 lm - 2700K/CRI 80 - 220-240V / 10,5W - 966 lm ≠ FIXT 630 lm - 3000K/CRI 80 - 220-240V / 10,5W - 1012 lm ≠ FIXT 654 lm - 4000K/CRI 80 - 220-240V

2700K

Non Dimmable

- F02522CA001
- F02522CA006
- F02522CA012
- F02522CA018
- F02522CA030
- F02522CA033

3000K

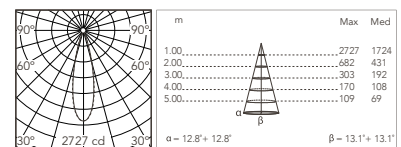
Non Dimmable

- F02523CA001
- F02523CA006
- F02523CA012
- F02523CA018
- F02523CA030
- F02523CA033

4000K

Non Dimmable

- F02524CA001
- F02524CA006
- F02524CA012
- F02524CA018
- F02524CA030
- F02524CA033



@ 3000K

Optic Flood 33,5°

Power Led: 10,5W - 920 lm ≠ FIXT 592 lm - 2700K/CRI 80 - 220-240V / 10,5W - 966 lm ≠ FIXT 627 lm - 3000K/CRI 80 - 220-240V / 10,5W - 1012 lm ≠ FIXT 651 lm - 4000K/CRI 80 - 220-240V

2700K

Non Dimmable

- F02522DA001
- F02522DA006
- F02522DA012
- F02522DA018
- F02522DA030
- F02522DA033

3000K

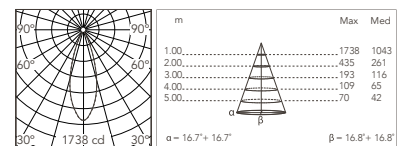
Non Dimmable

- F02523DA001
- F02523DA006
- F02523DA012
- F02523DA018
- F02523DA030
- F02523DA033

4000K

Non Dimmable

- F02524DA001
- F02524DA006
- F02524DA012
- F02524DA018
- F02524DA030
- F02524DA033



@ 3000K

Optic Wide Flood 50°

Power Led: 10,5W - 920 lm ≠ FIXT 591 lm - 2700K/CRI 80 - 220-240V / 10,5W - 966 lm ≠ FIXT 619 lm - 3000K/CRI 80 - 220-240V / 10,5W - 1012 lm ≠ FIXT 650 lm - 4000K/CRI 80 - 220-240V

2700K

Non Dimmable

- F02522EA001
- F02522EA006
- F02522EA012
- F02522EA018
- F02522EA030
- F02522EA033

3000K

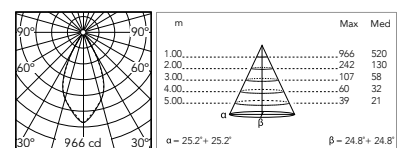
Non Dimmable

- F02523EA001
- F02523EA006
- F02523EA012
- F02523EA018
- F02523EA030
- F02523EA033

4000K

Non Dimmable

- F02524EA001
- F02524EA006
- F02524EA012
- F02524EA018
- F02524EA030
- F02524EA033



@ 3000K

Spine T 1 Ultra Hp

Optic Elliptical 1 11,5° x 49°

Power Led: 10,5W - 920 lm ≠ FIXT 603 lm - 2700K/CRI 80 - 220-240V / 10,5W - 966 lm ≠ FIXT 639 lm - 3000K/CRI 80 - 220-240V / 10,5W - 1012 lm ≠ FIXT 663 lm - 4000K/CRI 80 - 220-240V

2700K

Non Dimmable

- F02522FA001
- F02522FA006
- F02522FA012
- F02522FA018
- F02522FA030
- F02522FA033

3000K

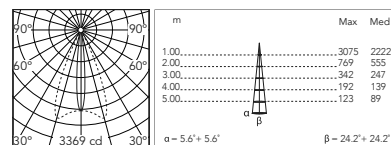
Non Dimmable

- F02523FA001
- F02523FA006
- F02523FA012
- F02523FA018
- F02523FA030
- F02523FA033

4000K

Non Dimmable

- F02524FA001
- F02524FA006
- F02524FA012
- F02524FA018
- F02524FA030
- F02524FA033



@ 3000K

Optic Elliptical 2 25,5° x 50°

Power Led: 10,5W - 920 lm ≠ FIXT 601 lm - 2700K/CRI 80 - 220-240V / 10,5W - 966 lm ≠ FIXT 624 lm - 3000K/CRI 80 - 220-240V / 10,5W - 1012 lm ≠ FIXT 645 lm - 4000K/CRI 80 - 220-240V

2700K

Non Dimmable

- F02522GA001
- F02522GA006
- F02522GA012
- F02522GA018
- F02522GA030
- F02522GA033

3000K

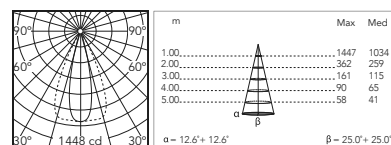
Non Dimmable

- F02523GA001
- F02523GA006
- F02523GA012
- F02523GA018
- F02523GA030
- F02523GA033

4000K

Non Dimmable

- F02524GA001
- F02524GA006
- F02524GA012
- F02524GA018
- F02524GA030
- F02524GA033



@ 3000K

Optic Wall Washer

Power Led: 10,5W - 920 lm ≠ FIXT 574 lm - 2700K/CRI 80 - 220-240V / 10,5W - 966 lm ≠ FIXT 609 lm - 3000K/CRI 80 - 220-240V / 10,5W - 1012 lm ≠ FIXT 631 lm - 4000K/CRI 80 - 220-240V

2700K

Non Dimmable

- F02522HA001
- F02522HA006
- F02522HA012
- F02522HA018
- F02522HA030
- F02522HA033

3000K

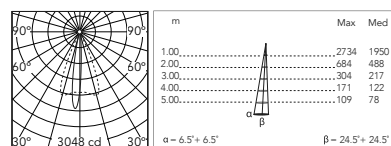
Non Dimmable

- F02523HA001
- F02523HA006
- F02523HA012
- F02523HA018
- F02523HA030
- F02523HA033

4000K

Non Dimmable

- F02524HA001
- F02524HA006
- F02524HA012
- F02524HA018
- F02524HA030
- F02524HA033

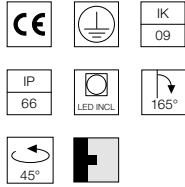
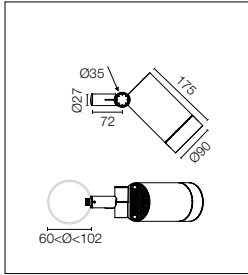


@ 3000K

Spine T 1 Ultra: Accessori / Accessories

Visor	Visor	<ul style="list-style-type: none"> ○ F025Z050001 ● F025Z050006 ● F025Z050012 ● F025Z050018 ● F025Z050030 ● F025Z050033 	
Honeycomb	Honeycomb Louvre	F025Z060000	
Gelbox IPX8 per connessione elettrica.	Gelbox IPX8 for splicing connectors.	F990C100000	
Lenti converter / Converter lenses:			
- Converter Spine 1 Optic Medium Flood		F029Z010000	
- Converter Spine 1 Optic Flood		F029Z011000	
- Converter Spine 1 Optic Wide Flood		F029Z012000	
- Converter Spine 1 Optic Elliptic 1		F029Z013000	
- Converter Spine 1 Optic Elliptic 2		F029Z014000	
- Converter Spine 1 Optic Wall Washer		F029Z015000	
Sistema di giunzione IP68 H2O Stop anti-condensa a 2 vie 4 poli.	2 way terminal block 4 poles IP68 H2O Stop.	F990C00A000	
Sistema di giunzione IP68 H2O Stop anti-condensa a 3/4 vie 4 poli. (Ø5,5÷12mm cavo).	3/4 way terminal block 4 poles IP68 H2O Stop. (Ø5,5÷12mm cavo).	F990C010000	

Spine



Sorgente Power LED. Equipaggiato con snoot integrato per un maggiore comfort visivo; accessorio visor a taglio asimmetrico disponibile. Accessori collimatori disponibili per variare le aperture del fascio luminoso. Alimentazione elettrica 220-240V ON/OFF e dimmerabile 1-10V o DALI integrata. Staffa per il fissaggio a palo integrata, per pali diametro compreso tra 60 e 102 mm, spessore massimo 3 mm. Dotata di spezzone di cavo uscente in neoprene da 5m (10m a richiesta) per connessione elettrica remota; per garantire la tenuta è consigliabile utilizzare cavi flessibili idonei all'impiego in ambienti esterni.

Power LED source included. Equipped with an integrated snoot for higher visual comfort: the asymmetrical cut visor is available as an accessory. Collimators are available as an accessory to modify the beam opening. Integrated electric power supply 220-240V ON/OFF and adjustable 1-10V or DALI. Integrated support for pole fixing, for poles with a diameter between 60 and 102 mm and a maximum thickness of 3 mm. Equipped with a 5m neoprene cable (10m upon request) for remote connection. To guarantee its water tightness, it is recommended to use flexible cables designed for outdoor use.

Optic Narrow Spot
2200K disponibile su richiesta.

Optic Narrow Spot
2200K available on request.

Optic Narrow Spot 6°

Power Led: 4,1W - 248 lm ≠ FIXT 230 lm - 2700K/CRI 80 - 220-240V / 4,1W - 258 lm ≠ FIXT 239 lm - 3000K/CRI 80 - 220-240V / 4,1W - 267 lm ≠ FIXT 247 lm - 4000K/CRI 80 - 220-240V

2700K

Non Dimmable

- F02612AA001
- F02612AA006
- F02612AA012
- F02612AA018
- F02612AA030
- F02612AA033
- 1-10V
- F02612AB001
- F02612AB006
- F02612AB012
- F02612AB018
- F02612AB030
- F02612AB033
- Dali
- F02612AD001
- F02612AD006
- F02612AD012
- F02612AD018
- F02612AD030
- F02612AD033

3000K

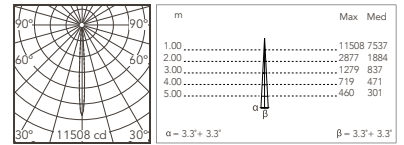
Non Dimmable

- F02613AA001
- F02613AA006
- F02613AA012
- F02613AA018
- F02613AA030
- F02613AA033
- 1-10V
- F02613AB001
- F02613AB006
- F02613AB012
- F02613AB018
- F02613AB030
- F02613AB033
- Dali
- F02613AD001
- F02613AD006
- F02613AD012
- F02613AD018
- F02613AD030
- F02613AD033

4000K

Non Dimmable

- F02614AA001
- F02614AA006
- F02614AA012
- F02614AA018
- F02614AA030
- F02614AA033
- 1-10V
- F02614AB001
- F02614AB006
- F02614AB012
- F02614AB018
- F02614AB030
- F02614AB033
- Dali
- F02614AD001
- F02614AD006
- F02614AD012
- F02614AD018
- F02614AD030
- F02614AD033



@ 3000K

Optic Spot 9,5°

Power Led: 10,5W - 920 lm ≠ FIXT 769 lm - 2700K/CRI 80 - 220-240V / 10,5W - 966 lm ≠ FIXT 808 lm - 3000K/CRI 80 - 220-240V / 10,5W - 1012 lm ≠ FIXT 846 lm - 4000K/CRI 80 - 220-240V

2700K

Non Dimmable

- F02612BA001
- F02612BA006
- F02612BA012
- F02612BA018
- F02612BA030
- F02612BA033
- 1-10V
- F02612BB001
- F02612BB006
- F02612BB012
- F02612BB018
- F02612BB030
- F02612BB033
- Dali
- F02612BD001
- F02612BD006
- F02612BD012
- F02612BD018
- F02612BD030
- F02612BD033

3000K

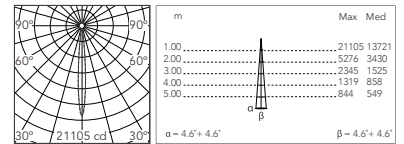
Non Dimmable

- F02613BA001
- F02613BA006
- F02613BA012
- F02613BA018
- F02613BA030
- F02613BA033
- 1-10V
- F02613BB001
- F02613BB006
- F02613BB012
- F02613BB018
- F02613BB030
- F02613BB033
- Dali
- F02613BD001
- F02613BD006
- F02613BD012
- F02613BD018
- F02613BD030
- F02613BD033

4000K

Non Dimmable

- F02614BA001
- F02614BA006
- F02614BA012
- F02614BA018
- F02614BA030
- F02614BA033
- 1-10V
- F02614BB001
- F02614BB006
- F02614BB012
- F02614BB018
- F02614BB030
- F02614BB033
- Dali
- F02614BD001
- F02614BD006
- F02614BD012
- F02614BD018
- F02614BD030
- F02614BD033



@ 3000K

Spine T 2 Ultra

Optic Medium Flood 28°

Power Led: 10,5W - 920 lm ≠ FIXT 715 lm - 2700K/CRI 80 - 220-240V / 10,5W - 966 lm ≠ FIXT 742 lm - 3000K/CRI 80 - 220-240V / 10,5W - 1012 lm ≠ FIXT 767 lm - 4000K/CRI 80 - 220-240V

2700K

Non Dimmable

- F02612CA001
- F02612CA006
- F02612CA012
- F02612CA018
- F02612CA030
- F02612CA033
- 1-10V
- F02612CB001
- F02612CB006
- F02612CB012
- F02612CB018
- F02612CB030
- F02612CB033
- Dali
- F02612CD001
- F02612CD006
- F02612CD012
- F02612CD018
- F02612CD030
- F02612CD033

3000K

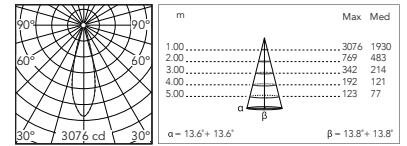
Non Dimmable

- F02613CA001
- F02613CA006
- F02613CA012
- F02613CA018
- F02613CA030
- F02613CA033
- 1-10V
- F02613CB001
- F02613CB006
- F02613CB012
- F02613CB018
- F02613CB030
- F02613CB033
- Dali
- F02613CD001
- F02613CD006
- F02613CD012
- F02613CD018
- F02613CD030
- F02613CD033

4000K

Non Dimmable

- F02614CA001
- F02614CA006
- F02614CA012
- F02614CA018
- F02614CA030
- F02614CA033
- 1-10V
- F02614CB001
- F02614CB006
- F02614CB012
- F02614CB018
- F02614CB030
- F02614CB033
- Dali
- F02614CD001
- F02614CD006
- F02614CD012
- F02614CD018
- F02614CD030
- F02614CD033



@ 3000K

Optic Flood 33°

Power Led: 10,5W - 920 lm ≠ FIXT 695 lm - 2700K/CRI 80 - 220-240V / 10,5W - 966 lm ≠ FIXT 721 lm - 3000K/CRI 80 - 220-240V / 10,5W - 1012 lm ≠ FIXT 746 lm - 4000K/CRI 80 - 220-240V

2700K

Non Dimmable

- F02612DA001
- F02612DA006
- F02612DA012
- F02612DA018
- F02612DA030
- F02612DA033
- 1-10V
- F02612DB001
- F02612DB006
- F02612DB012
- F02612DB018
- F02612DB030
- F02612DB033
- Dali
- F02612DD001
- F02612DD006
- F02612DD012
- F02612DD018
- F02612DD030
- F02612DD033

3000K

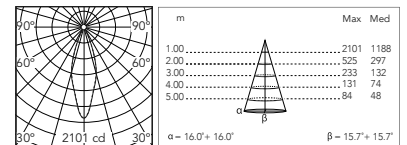
Non Dimmable

- F02613DA001
- F02613DA006
- F02613DA012
- F02613DA018
- F02613DA030
- F02613DA033
- 1-10V
- F02613DB001
- F02613DB006
- F02613DB012
- F02613DB018
- F02613DB030
- F02613DB033
- Dali
- F02613DD001
- F02613DD006
- F02613DD012
- F02613DD018
- F02613DD030
- F02613DD033

4000K

Non Dimmable

- F02614DA001
- F02614DA006
- F02614DA012
- F02614DA018
- F02614DA030
- F02614DA033
- 1-10V
- F02614DB001
- F02614DB006
- F02614DB012
- F02614DB018
- F02614DB030
- F02614DB033
- Dali
- F02614DD001
- F02614DD006
- F02614DD012
- F02614DD018
- F02614DD030
- F02614DD033



@ 3000K

Optic Wide Flood 51°

Power Led: 10,5W - 920 lm ≠ FIXT 711 lm - 2700K/CRI 80 - 220-240V / 10,5W - 966 lm ≠ FIXT 741 lm - 3000K/CRI 80 - 220-240V / 10,5W - 1012 lm ≠ FIXT 778 lm - 4000K/CRI 80 - 220-240V

2700K

Non Dimmable

- F02612EA001
- F02612EA006
- F02612EA012
- F02612EA018
- F02612EA030
- F02612EA033
- 1-10V
- F02612EB001
- F02612EB006
- F02612EB012
- F02612EB018
- F02612EB030
- F02612EB033
- Dali
- F02612ED001
- F02612ED006
- F02612ED012
- F02612ED018
- F02612ED030
- F02612ED033

3000K

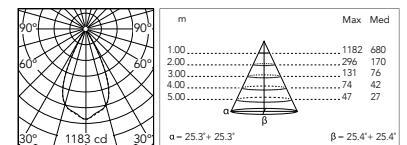
Non Dimmable

- F02613EA001
- F02613EA006
- F02613EA012
- F02613EA018
- F02613EA030
- F02613EA033
- 1-10V
- F02613EB001
- F02613EB006
- F02613EB012
- F02613EB018
- F02613EB030
- F02613EB033
- Dali
- F02613ED001
- F02613ED006
- F02613ED012
- F02613ED018
- F02613ED030
- F02613ED033

4000K

Non Dimmable

- F02614EA001
- F02614EA006
- F02614EA012
- F02614EA018
- F02614EA030
- F02614EA033
- 1-10V
- F02614EB001
- F02614EB006
- F02614EB012
- F02614EB018
- F02614EB030
- F02614EB033
- Dali
- F02614ED001
- F02614ED006
- F02614ED012
- F02614ED018
- F02614ED030
- F02614ED033



@ 3000K

Spine T 2 Ultra

Optic Elliptical 1 9,5° x 48°

Power Led: 10,5W - 920 lm ≠ FIXT 717 lm - 2700K/CRI 80 - 220-240V / 10,5W - 966 lm ≠ FIXT 744 lm - 3000K/CRI 80 - 220-240V / 10,5W - 1012 lm ≠ FIXT 770 lm - 4000K/CRI 80 - 220-240V

2700K

Non Dimmable

- F02612FA001
- F02612FA006
- F02612FA012
- F02612FA018
- F02612FA030
- F02612FA033
- 1-10V
- F02612FB001
- F02612FB006
- F02612FB012
- F02612FB018
- F02612FB030
- F02612FB033
- Dali
- F02612FD001
- F02612FD006
- F02612FD012
- F02612FD018
- F02612FD030
- F02612FD033

3000K

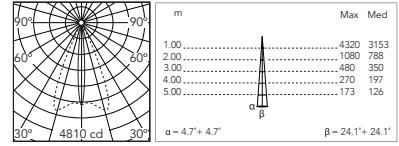
Non Dimmable

- F02613FA001
- F02613FA006
- F02613FA012
- F02613FA018
- F02613FA030
- F02613FA033
- 1-10V
- F02613FB001
- F02613FB006
- F02613FB012
- F02613FB018
- F02613FB030
- F02613FB033
- Dali
- F02613FD001
- F02613FD006
- F02613FD012
- F02613FD018
- F02613FD030
- F02613FD033

4000K

Non Dimmable

- F02614FA001
- F02614FA006
- F02614FA012
- F02614FA018
- F02614FA030
- F02614FA033
- 1-10V
- F02614FB001
- F02614FB006
- F02614FB012
- F02614FB018
- F02614FB030
- F02614FB033
- Dali
- F02614FD001
- F02614FD006
- F02614FD012
- F02614FD018
- F02614FD030
- F02614FD033



@ 3000K

Optic Elliptical 2 24° x 50°

Power Led: 10,5W - 920 lm ≠ FIXT 699 lm - 2700K/CRI 80 - 220-240V / 10,5W - 966 lm ≠ FIXT 725 lm - 3000K/CRI 80 - 220-240V / 10,5W - 1012 lm ≠ FIXT 750 lm - 4000K/CRI 80 - 220-240V

2700K

Non Dimmable

- F02612GA001
- F02612GA006
- F02612GA012
- F02612GA018
- F02612GA030
- F02612GA033
- 1-10V
- F02612GB001
- F02612GB006
- F02612GB012
- F02612GB018
- F02612GB030
- F02612GB033
- Dali
- F02612GD001
- F02612GD006
- F02612GD012
- F02612GD018
- F02612GD030
- F02612GD033

3000K

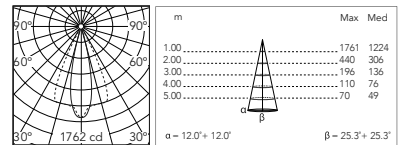
Non Dimmable

- F02613GA001
- F02613GA006
- F02613GA012
- F02613GA018
- F02613GA030
- F02613GA033
- 1-10V
- F02613GB001
- F02613GB006
- F02613GB012
- F02613GB018
- F02613GB030
- F02613GB033
- Dali
- F02613GD001
- F02613GD006
- F02613GD012
- F02613GD018
- F02613GD030
- F02613GD033

4000K

Non Dimmable

- F02614GA001
- F02614GA006
- F02614GA012
- F02614GA018
- F02614GA030
- F02614GA033
- 1-10V
- F02614GB001
- F02614GB006
- F02614GB012
- F02614GB018
- F02614GB030
- F02614GB033
- Dali
- F02614GD001
- F02614GD006
- F02614GD012
- F02614GD018
- F02614GD030
- F02614GD033



@ 3000K

Optic Wall Washer

Power Led: 10,5W - 920 lm ≠ FIXT 673 lm - 2700K/CRI 80 - 220-240V / 10,5W - 966 lm ≠ FIXT 698 lm - 3000K/CRI 80 - 220-240V / 10,5W - 1012 lm ≠ FIXT 672 lm - 4000K/CRI 80 - 220-240V

2700K

Non Dimmable

- F02612HA001
- F02612HA006
- F02612HA012
- F02612HA018
- F02612HA030
- F02612HA033
- 1-10V
- F02612HB001
- F02612HB006
- F02612HB012
- F02612HB018
- F02612HB030
- F02612HB033
- Dali
- F02612HD001
- F02612HD006
- F02612HD012
- F02612HD018
- F02612HD030
- F02612HD033

3000K

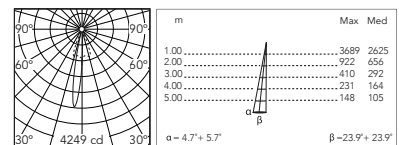
Non Dimmable

- F02613HA001
- F02613HA006
- F02613HA012
- F02613HA018
- F02613HA030
- F02613HA033
- 1-10V
- F02613HB001
- F02613HB006
- F02613HB012
- F02613HB018
- F02613HB030
- F02613HB033
- Dali
- F02613HD001
- F02613HD006
- F02613HD012
- F02613HD018
- F02613HD030
- F02613HD033

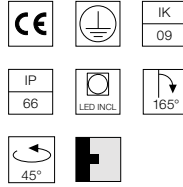
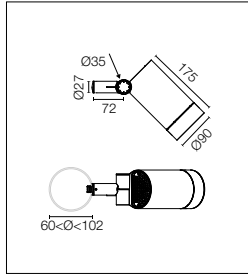
4000K

Non Dimmable

- F02614HA001
- F02614HA006
- F02614HA012
- F02614HA018
- F02614HA030
- F02614HA033
- 1-10V
- F02614HB001
- F02614HB006
- F02614HB012
- F02614HB018
- F02614HB030
- F02614HB033
- Dali
- F02614HD001
- F02614HD006
- F02614HD012
- F02614HD018
- F02614HD030
- F02614HD033



@ 3000K



Sorgente Power LED ad alta efficienza inclusa. Equipaggiato con snoot integrato per un maggiore comfort visivo; accessorio visor a taglio asimmetrico disponibile. Accessori collimatori disponibili per variare le aperture del fascio luminoso. Alimentazione elettrica 220-240V ON/OFF e dimmerabile 1-10V o DALI integrata. Staffa per il fissaggio a palo integrata, per pali diametro compreso tra 60 e 102 mm, spessore massimo 3 mm. Dotata di spezzone di cavo uscente in neoprene da 5m (10m a richiesta) per connessione elettrica remota; per garantire la tenuta è consigliabile utilizzare cavi flessibili idonei all'impiego in ambienti esterni.

Energy-efficient Power LED source included Equipped with an integrated snoot for higher visual comfort: the asymmetrical cut visor is available as an accessory. Collimators are available as an accessory to modify the beam opening. Integrated electric power supply 220-240V ON/OFF and adjustable 1-10V or DALI. Integrated support for pole fixing, for poles with a diameter between 60 and 120 mm and a maximum thickness of 3 mm. Equipped with a 5m neoprene cable (10m upon request) for remote connection. To guarantee its water tightness, it is recommended to use flexible cables designed for outdoor use.

2200K disponibile su richiesta.

2200K available on request.

Optic Spot 14,5°

Power Led: 17W - 1739 lm ≠ FIXT 1443 lm - 2700K/CRI 80 - 220-240V / 17W - 1803 lm ≠ FIXT 1497 lm - 3000K/CRI 80 - 220-240V / 17W - 1868 lm ≠ FIXT 1548 lm - 4000K/CRI 80 - 220-240V

2700K

Non Dimmable

- F02622BA001
- F02622BA006
- F02622BA012
- F02622BA018
- F02622BA030
- F02622BA033
- 1-10V
- F02622BB001
- F02622BB006
- F02622BB012
- F02622BB018
- F02622BB030
- F02622BB033
- Dali
- F02622BD001
- F02622BD006
- F02622BD012
- F02622BD018
- F02622BD030
- F02622BD033

3000K

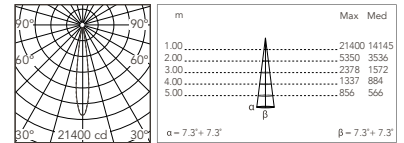
Non Dimmable

- F02623BA001
- F02623BA006
- F02623BA012
- F02623BA018
- F02623BA030
- F02623BA033
- 1-10V
- F02623BB001
- F02623BB006
- F02623BB012
- F02623BB018
- F02623BB030
- F02623BB033
- Dali
- F02623BD001
- F02623BD006
- F02623BD012
- F02623BD018
- F02623BD030
- F02623BD033

4000K

Non Dimmable

- F02624BA001
- F02624BA006
- F02624BA012
- F02624BA018
- F02624BA030
- F02624BA033
- 1-10V
- F02624BB001
- F02624BB006
- F02624BB012
- F02624BB018
- F02624BB030
- F02624BB033
- Dali
- F02624BD001
- F02624BD006
- F02624BD012
- F02624BD018
- F02624BD030
- F02624BD033



@ 3000K

Optic Medium Flood 26°

Power Led: 17W - 1739 lm ≠ FIXT 1336 lm - 2700K/CRI 80 - 220-240V / 17W - 1803 lm ≠ FIXT 1386 lm - 3000K/CRI 80 - 220-240V / 17W - 1868 lm ≠ FIXT 1434 lm - 4000K/CRI 80 - 220-240V

2700K

Non Dimmable

- F02622CA001
- F02622CA006
- F02622CA012
- F02622CA018
- F02622CA030
- F02622CA033
- 1-10V
- F02622CB001
- F02622CB006
- F02622CB012
- F02622CB018
- F02622CB030
- F02622CB033
- Dali
- F02622CD001
- F02622CD006
- F02622CD012
- F02622CD018
- F02622CD030
- F02622CD033

3000K

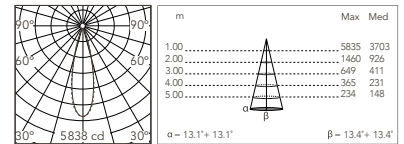
Non Dimmable

- F02623CA001
- F02623CA006
- F02623CA012
- F02623CA018
- F02623CA030
- F02623CA033
- 1-10V
- F02623CB001
- F02623CB006
- F02623CB012
- F02623CB018
- F02623CB030
- F02623CB033
- Dali
- F02623CD001
- F02623CD006
- F02623CD012
- F02623CD018
- F02623CD030
- F02623CD033

4000K

Non Dimmable

- F02624CA001
- F02624CA006
- F02624CA012
- F02624CA018
- F02624CA030
- F02624CA033
- 1-10V
- F02624CB001
- F02624CB006
- F02624CB012
- F02624CB018
- F02624CB030
- F02624CB033
- Dali
- F02624CD001
- F02624CD006
- F02624CD012
- F02624CD018
- F02624CD030
- F02624CD033



@ 3000K

Spine T 2 Ultra Hp

Optic Flood 36°

Power Led: 17W - 1739 lm ≠ FIXT 1302 lm - 2700K/CRI 80 - 220-240V / 17W - 1803 lm ≠ FIXT 1351 lm - 3000K/CRI 80 - 220-240V / 17W - 1868 lm ≠ FIXT 1397 lm - 4000K/CRI 80 - 220-240V

2700K

Non Dimmable

- F02622DA001
 - F02622DA006
 - F02622DA012
 - F02622DA018
 - F02622DA030
 - F02622DA033
- 1-10V
- F02622DB001
 - F02622DB006
 - F02622DB012
 - F02622DB018
 - F02622DB030
 - F02622DB033
- Dali
- F02622DD001
 - F02622DD006
 - F02622DD012
 - F02622DD018
 - F02622DD030
 - F02622DD033

3000K

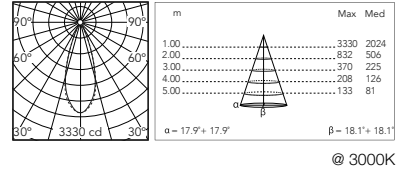
Non Dimmable

- F02623DA001
 - F02623DA006
 - F02623DA012
 - F02623DA018
 - F02623DA030
 - F02623DA033
- 1-10V
- F02623DB001
 - F02623DB006
 - F02623DB012
 - F02623DB018
 - F02623DB030
 - F02623DB033
- Dali
- F02623DD001
 - F02623DD006
 - F02623DD012
 - F02623DD018
 - F02623DD030
 - F02623DD033

4000K

Non Dimmable

- F02624DA001
 - F02624DA006
 - F02624DA012
 - F02624DA018
 - F02624DA030
 - F02624DA033
- 1-10V
- F02624DB001
 - F02624DB006
 - F02624DB012
 - F02624DB018
 - F02624DB030
 - F02624DB033
- Dali
- F02624DD001
 - F02624DD006
 - F02624DD012
 - F02624DD018
 - F02624DD030
 - F02624DD033



Optic Wide Flood 52°

Power Led: 17W - 1739 lm ≠ FIXT 1303 lm - 2700K/CRI 80 - 220-240V / 17W - 1803 lm ≠ FIXT 1357 lm - 3000K/CRI 80 - 220-240V / 17W - 1868 lm ≠ FIXT 1411 lm - 4000K/CRI 80 - 220-240V

2700K

Non Dimmable

- F02622EA001
 - F02622EA006
 - F02622EA012
 - F02622EA018
 - F02622EA030
 - F02622EA033
- 1-10V
- F02622EB001
 - F02622EB006
 - F02622EB012
 - F02622EB018
 - F02622EB030
 - F02622EB033
- Dali
- F02622ED001
 - F02622ED006
 - F02622ED012
 - F02622ED018
 - F02622ED030
 - F02622ED033

3000K

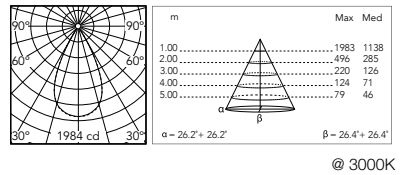
Non Dimmable

- F02623EA001
 - F02623EA006
 - F02623EA012
 - F02623EA018
 - F02623EA030
 - F02623EA033
- 1-10V
- F02623EB001
 - F02623EB006
 - F02623EB012
 - F02623EB018
 - F02623EB030
 - F02623EB033
- Dali
- F02623ED001
 - F02623ED006
 - F02623ED012
 - F02623ED018
 - F02623ED030
 - F02623ED033

4000K

Non Dimmable

- F02624EA001
 - F02624EA006
 - F02624EA012
 - F02624EA018
 - F02624EA030
 - F02624EA033
- 1-10V
- F02624EB001
 - F02624EB006
 - F02624EB012
 - F02624EB018
 - F02624EB030
 - F02624EB033
- Dali
- F02624ED001
 - F02624ED006
 - F02624ED012
 - F02624ED018
 - F02624ED030
 - F02624ED033



Optic Elliptical 1 14° x 50°

Power Led: 17W - 1739 lm ≠ FIXT 1315 lm - 2700K/CRI 80 - 220-240V / 17W - 1803 lm ≠ FIXT 1364 lm - 3000K/CRI 80 - 220-240V / 17W - 1868 lm ≠ FIXT 1410 lm - 4000K/CRI 80 - 220-240V

2700K

Non Dimmable

- F02622FA001
 - F02622FA006
 - F02622FA012
 - F02622FA018
 - F02622FA030
 - F02622FA033
- 1-10V
- F02622FB001
 - F02622FB006
 - F02622FB012
 - F02622FB018
 - F02622FB030
 - F02622FB033
- Dali
- F02622FD001
 - F02622FD006
 - F02622FD012
 - F02622FD018
 - F02622FD030
 - F02622FD033

3000K

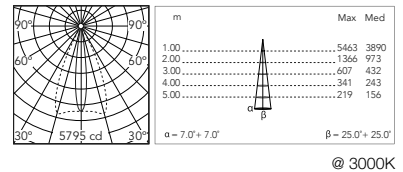
Non Dimmable

- F02623FA001
 - F02623FA006
 - F02623FA012
 - F02623FA018
 - F02623FA030
 - F02623FA033
- 1-10V
- F02623FB001
 - F02623FB006
 - F02623FB012
 - F02623FB018
 - F02623FB030
 - F02623FB033
- Dali
- F02623FD001
 - F02623FD006
 - F02623FD012
 - F02623FD018
 - F02623FD030
 - F02623FD033

4000K

Non Dimmable

- F02624FA001
 - F02624FA006
 - F02624FA012
 - F02624FA018
 - F02624FA030
 - F02624FA033
- 1-10V
- F02624FB001
 - F02624FB006
 - F02624FB012
 - F02624FB018
 - F02624FB030
 - F02624FB033
- Dali
- F02624FD001
 - F02624FD006
 - F02624FD012
 - F02624FD018
 - F02624FD030
 - F02624FD033



Spine T 2 Ultra Hp

Optic Elliptical 2 25° x 52°

Power Led: 17W - 1739 lm ≠ FIXT 1298 lm - 2700K/CRI 80 - 220-240V / 17W - 1803 lm ≠ FIXT 1351 lm - 3000K/CRI 80 - 220-240V / 17W - 1868 lm ≠ FIXT 1393 lm - 4000K/CRI 80 - 220-240V

2700K

Non Dimmable

- F02622GA001
- F02622GA006
- F02622GA012
- F02622GA018
- F02622GA030
- F02622GA033

1-10V

- F02622GB001
- F02622GB006
- F02622GB012
- F02622GB018
- F02622GB030
- F02622GB033

Dali

- F02622GD001
- F02622GD006
- F02622GD012
- F02622GD018
- F02622GD030
- F02622GD033

3000K

Non Dimmable

- F02623GA001
- F02623GA006
- F02623GA012
- F02623GA018
- F02623GA030
- F02623GA033

1-10V

- F02623GB001
- F02623GB006
- F02623GB012
- F02623GB018
- F02623GB030
- F02623GB033

Dali

- F02623GD001
- F02623GD006
- F02623GD012
- F02623GD018
- F02623GD030
- F02623GD033

4000K

Non Dimmable

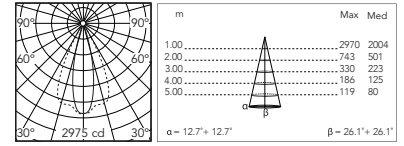
- F02624GA001
- F02624GA006
- F02624GA012
- F02624GA018
- F02624GA030
- F02624GA033

1-10V

- F02624GB001
- F02624GB006
- F02624GB012
- F02624GB018
- F02624GB030
- F02624GB033

Dali

- F02624GD001
- F02624GD006
- F02624GD012
- F02624GD018
- F02624GD030
- F02624GD033



@ 3000K

Optic Wall Washer

Power Led: 17W - 1739 lm ≠ FIXT 1277 lm - 2700K/CRI 80 - 220-240V / 17W - 1803 lm ≠ FIXT 1325 lm - 3000K/CRI 80 - 220-240V / 17W - 1868 lm ≠ FIXT 1370 lm - 4000K/CRI 80 - 220-240V

2700K

Non Dimmable

- F02622HA001
- F02622HA006
- F02622HA012
- F02622HA018
- F02622HA030
- F02622HA033

1-10V

- F02622HB001
- F02622HB006
- F02622HB012
- F02622HB018
- F02622HB030
- F02622HB033

Dali

- F02622HD001
- F02622HD006
- F02622HD012
- F02622HD018
- F02622HD030
- F02622HD033

3000K

Non Dimmable

- F02623HA001
- F02623HA006
- F02623HA012
- F02623HA018
- F02623HA030
- F02623HA033

1-10V

- F02623HB001
- F02623HB006
- F02623HB012
- F02623HB018
- F02623HB030
- F02623HB033

Dali

- F02623HD001
- F02623HD006
- F02623HD012
- F02623HD018
- F02623HD030
- F02623HD033

4000K

Non Dimmable

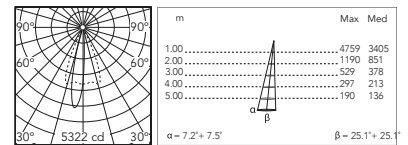
- F02624HA001
- F02624HA006
- F02624HA012
- F02624HA018
- F02624HA030
- F02624HA033

1-10V

- F02624HB001
- F02624HB006
- F02624HB012
- F02624HB018
- F02624HB030
- F02624HB033


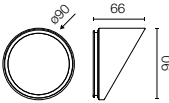

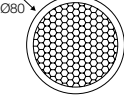

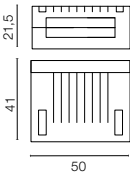

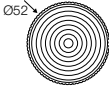

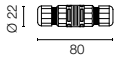

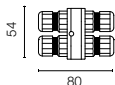

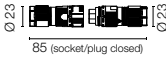

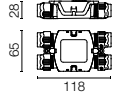
Dali

- F02624HD001
- F02624HD006
- F02624HD012
- F02624HD018
- F02624HD030
- F02624HD033



@ 3000K

Spine T 2 Ultra: Accessori / Accessories

Visor	Visor	<ul style="list-style-type: none"> ○ F026Z050001 ● F026Z050006 ● F026Z050012 ● F026Z050018 ● F026Z050030 ● F026Z050033 		
Honeycomb	Honeycomb Louvre	F026Z060000		
Gelbox IPX8 per connessione elettrica.	Gelbox IPX8 for splicing connectors.	F990C110000		
Lenti converter / Converter lenses:				
- Converter Spine 2 Optic Medium Flood		F029Z020000		
- Converter Spine 2 Optic Flood		F029Z021000		
- Converter Spine 2 Optic Wide Flood		F029Z022000		
- Converter Spine 2 Optic Elliptic 1		F029Z023000		
- Converter Spine 2 Optic Elliptic 2		F029Z024000		
- Converter Spine 2 Optic Wall Washer		F029Z025000		
Sistema di giunzione IP68 H2O Stop anti-condensa a 2 vie 4 poli.	2 way terminal block 4 poles IP68 H2O Stop.	F990C00A000		
Sistema di giunzione IP68 H2O Stop anti-condensa a 3/4 vie 4 poli. (Ø5,5÷12mm cavo).	3/4 way terminal block 4 poles IP68 H2O Stop. (Ø5,5÷12mm cable).	F990C010000		
Kit connettore 5 poli presa volante + spina EU IP68.	Connector kit 5-pole flying socket + EU plug IP68.	F990C080000		
Scatola di derivazione 5 poli 4 vie IP68 (cavi 6-14 mm).	4 way junction box 5 poles IP68 (6-14 mm cables).	F990C030000		

Spine T: Accessori / Accessories

Palo Ø76 mm in alluminio verniciato con base	Spine, Ø76 mm, painted aluminum pole with foot.	H: 3000 mm ● F026Z200006 ● F026Z200018 ● F026Z200033 H: 4000 mm ● F026Z210006 ● F026Z210018 ● F026Z210033		
Piastra tirafondi per versione Palo Ø76 mm in alluminio con base.	Base plate with bolt for aluminium Pole Ø76 mm with base version.	F990G300000		
Palo Ø76 mm in alluminio verniciato da interrare (+500 mm interrati).	Spine, Ø76 mm, painted aluminum pole for in ground installation (+500 mm into the ground)	H: 3000 mm ● F026Z220006 ● F026Z220018 ● F026Z220033 H: 4000 mm ● F026Z230006 ● F026Z230018 ● F026Z230033		
Palo Ø76 mm con Base e Portella con Morsettieria.	Pole Ø76 mm with Base and Access Door. With Terminal Block 4x1,5-16mmq.	H 3500 mm ● FA24806 ● FA24833 H 4500 mm ● FA24906 ● FA24933		
Palo Ø76 mm da Interrare (+500 mm Interrati) e Portella con Morsettieria	Pole Ø76 mm In-Ground (+500 mm Root) With Access Door. With Terminal Block 4x1,5-16mmq.	H 3500 mm ● FA25006 ● FA25033 H 4500 mm ● FA25106 ● FA25133		
Palo Ø102 mm con Base e Portella con Morsettieria.	Pole Ø102 mm with Base and Access Door With Terminal Block 4x1,5-16mmq.	H 4000 mm ● FA414006 ● FA414033 H 5000 mm ● FA415006 ● FA415033		
Palo Ø102 mm da Interrare (+500 mm Interrati) e Portella con Morsettieria	Pole Ø102 mm In-Ground (+500 mm Root) With Access Door With Terminal Block 4x1,5-16mmq	H 4000 mm ● FA414506 ● FA414533 H 5000 mm ● FA415506 ● FA415533		
Piastra tirafondi per palo Ø76 mm o Ø102 mm con base.	Bolt plate for Pole Ø76 mm or Ø102 mm with base.	FA116		

Pointbreak

Designed by Piero Lissoni





Pointbreak Ballisage 2



Pointbreak Wall 1





Famiglia / Family

Pointbreak Bollard 1



Power Led

5,6W
274 lm - 2700K/CRI 80
285 lm - 3000K/CRI 80
307 lm - 4000K/CRI 80
[2200K available on request.](#)

Pointbreak Balisage 1



Power Led

5,6W
274 lm - 2700K/CRI 80
285 lm - 3000K/CRI 80
307 lm - 4000K/CRI 80
[2200K available on request.](#)

Pointbreak Bollard 2



Power Led

12,5W
600 lm - 2700K/CRI 80
624 lm - 3000K/CRI 80
672 lm - 4000K/CRI 80
[2200K available on request.](#)

Pointbreak Balisage 2



Power Led

12,5W
600 lm - 2700K/CRI 80
624 lm - 3000K/CRI 80
672 lm - 4000K/CRI 80
[2200K available on request.](#)

Colori / Colours



01 White



06 Grey



12 Forest Green



18 Deep Brown



30 Black



33 Anthracite

Pointbreak Wall 0



Power Led

2,1W

up to 101 lm - 2700K/CRI 80

up to 104 lm - 3000K/CRI 80

up to 108 lm - 4000K/CRI 80

2200K available on request.

Power Led

3,1W

up to 2x101 lm - 2700K/CRI 80

up to 2x104 lm - 3000K/CRI 80

up to 2x108 lm - 4000K/CRI 80

2200K available on request.

Pointbreak Wall 1



Power Led

5,5W

319 lm - 2700K/CRI 80

335 lm - 3000K/CRI 80

367 lm - 4000K/CRI 80

Power Led

12W

2x319 lm - 2700K/CRI 80

2x335 lm - 3000K/CRI 80

2x367 lm - 4000K/CRI 80

Pointbreak Wall 2



Power Led

17W

1108 lm - 2700K/CRI 80

1149 lm - 3000K/CRI 80

1190 lm - 4000K/CRI 80

2200K available on request.

Power Led

32W

2x1108 lm - 2700K/CRI 80

2x1149 lm - 3000K/CRI 80

2x1190 lm - 4000K/CRI 80

2200K available on request.

Pointbreak Ceiling 0



Power Led

2,1W

up to 101 lm - 2700K/CRI 80

up to 104 lm - 3000K/CRI 80

up to 108 lm - 4000K/CRI 80

2200K available on request.

Pointbreak Ceiling 1



Power Led

5,5W

319 lm - 2700K/CRI 80

335 lm - 3000K/CRI 80

367 lm - 4000K/CRI 80

Pointbreak Ceiling 2



Power Led

17W

1108 lm - 2700K/CRI 80

1149 lm - 3000K/CRI 80

1190 lm - 4000K/CRI 80

2200K available on request.

Pointbreak Bollard

Collezione di bollard per esterno dal ricco contenuto di design con sorgente luminosa a LED, caratterizzati dall'ottica ad altissima performance.

L'esclusiva forma supercerchio è declinata in tre dimensioni e tre altezze. Struttura corpo in alluminio estruso, testa dell'apparecchio in fusione di alluminio, diffusore in policarbonato trasparente trattato superficialmente con antigraffio e stabilizzato ai raggi UV. L'ottica integrata nella testa permette una emissione luminosa asimmetrica radiale direzionata verso il basso e combinata con il riflettore in alluminio verniciato in nero assoluto evitano le riflessioni indirette per rispettare le vigenti leggi in materia di inquinamento luminoso.

Disponibile in differenti finiture con rivestimento a doppio strato di polveri e sottoposte a trattamento di conversione chimica superficiale per una elevata resistenza alla corrosione.

Le versioni bollard possono essere installate facilmente a terra su qualsiasi pavimento con tasselli tramite base in tecnopolimero ad altissima resistenza ed esente da fenomeno di corrosione ed elemento di fissaggio che ne permette la regolazione fine, oppure utilizzando l'accessorio dedicato piastra di ancoraggio per rendere la base del prodotto totalmente solidale con la pavimentazione. Le viterie di fissaggio del paletto sono in acciaio inox AISI 316L brunite per le finiture scure.

Pointbreak Balisage

Collezione di apparecchi semincasso balisage per esterno dal ricco contenuto di design con sorgente luminosa a LED, caratterizzati dall'ottica ad altissima performance.

L'esclusiva forma del supercerchio è declinata in due dimensioni e due altezze. Struttura corpo in alluminio estruso, testa dell'apparecchio in fusione di alluminio, diffusore in policarbonato trasparente trattato superficialmente con antigraffio e stabilizzato ai raggi UV. L'ottica integrata nella testa permette una emissione luminosa asimmetrica radiale direzionata verso il basso e combinata con il riflettore in alluminio verniciato in nero assoluto evitano le riflessioni indirette per rispettare le vigenti leggi in materia di inquinamento luminoso.

Disponibile in differenti finiture con rivestimento a doppio strato di polveri e sottoposte a trattamento di conversione chimica superficiale per una elevata resistenza alla corrosione.

Trattamento brevettato ACT (anti corrosion treatment) per la parte incassata nel terreno.

Le versioni balisage possono essere installate facilmente nel terreno mediante l'utilizzo di apposita cassaforma obbligatoria, da ordinare separatamente.

Pointbreak Wall

Collezione di apparecchi a parete per esterno dal ricco contenuto di design con sorgente luminosa a LED, caratterizzati dall'ottica ad altissima performance.

L'esclusiva forma del supercerchio è declinata in tre dimensioni, ad emissione monodirezionale o bidirezionale. Struttura in fusione di alluminio con vetro trasparente di chiusura. L'ottica integrata, arretrata nella parte inferiore, utilizza lenti brevettate ed è protetta da una schermatura in nero assoluto, per ottimizzare il confort visivo e contemporaneamente mantenere una elevata performance.

Disponibile in differenti finiture con rivestimento a doppio strato di polveri e sottoposte a trattamento di conversione chimica superficiale per una elevata resistenza alla corrosione.

L'installazione viene effettuata tramite staffa in PBT (Poli-butilene tereftalato) ad altissima resistenza ed esente da fenomeno di corrosione. Doppio pressacavo installato direttamente sul corpo dell'apparecchio per consentire il cablaggio entra-esce.

Pointbreak Ceiling

Collezione di apparecchi a soffitto per esterno dal ricco contenuto di design con sorgente luminosa a LED, caratterizzati dall'ottica ad altissima performance.

L'esclusiva forma del supercerchio è declinata in tre dimensioni. Struttura in fusione di alluminio, con vetro trasparente di chiusura. L'ottica integrata, arretrata nella parte inferiore, utilizza lenti brevettate ed è protetta da una schermatura in nero assoluto, per ottimizzare il confort visivo e contemporaneamente mantenere una elevata performance.

Disponibile in differenti finiture con rivestimento a doppio strato di polveri e sottoposte a trattamento di conversione chimica superficiale per una elevata resistenza alla corrosione.

L'installazione viene effettuata tramite elemento di fissaggio che ne permette la regolazione fine. Doppio pressacavo installato direttamente sul corpo dell'apparecchio per consentire il cablaggio entra-esce.

Pointbreak Bollard

Collection of outdoor bollards with an exclusive design and LED light source, characterized by high-performance optics. The unique squircle shape is available in three sizes and three heights. The body structure comes in extruded aluminum, the head of the luminaire in cast aluminum, and the diffuser is made of transparent, UV-stabilized polycarbonate with scratch-resistant surface treatment. The optics integrated in the head allows an asymmetric, downward radial light emission that, combined with an aluminum reflector painted in absolute black, avoids indirect reflections in compliance with current light pollution laws.

Available in different finishes with a double layer of powder coating and chemical conversion surface treatment to ensure high resistance against corrosion.

Bollard versions may be easily installed on any flooring on the ground with anchors by using the high-resistance, corrosion-free technopolymer base and a fixing element, allowing a fine adjustment; or by using the specific accessory anchoring plate for a flawless integration of the base of the product with the ground. The anchoring hardware is made of AISI 316L burnished for dark finishes.

Pointbreak Balisage

Collection of partially-recessed outdoor luminaires with an exclusive design and LED light source, characterized by high-performance optics.

The unique squircle shape is available in two sizes and two heights. The body structure comes in extruded aluminum, the head of the luminaire in cast aluminum, and the diffuser is made of transparent, UV-stabilized polycarbonate with scratch-resistant surface treatment. The optics integrated in the head allows an asymmetric, downward radial light emission that, combined with an aluminum reflector painted in absolute black, avoids indirect reflections in compliance with current light pollution laws.

Available in different finishes with a double layer of powder coating and chemical conversion surface treatment to ensure high resistance against corrosion.

Patented anticorrosive treatment (ACT) for the part fitted into the ground.

Balisage versions are easily installed on the ground with a mandatory special box for installation, to be ordered separately.

Pointbreak Wall

Collection of outdoor wall luminaires with an exclusive design and LED light source, characterized by high-performance optics.

The unique squircle shape is available in three sizes, with uni- or bi-directional emission. Cast aluminum structure with transparent closing glass. The integrated optics, located at the bottom, uses patented lenses and is protected by an absolute black screening to optimize visual comfort while maintaining high performance.

Available in different finishes with a double layer of powder coating and chemical conversion surface treatment to ensure high resistance against corrosion.

The installation is made using a highly resistant and corrosion-free PBT (polybutylterephthalate) bracket. Double cable gland installed directly in the body of the luminaire for inlet and outlet connection.

Pointbreak Ceiling

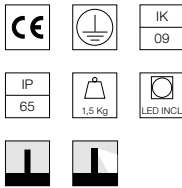
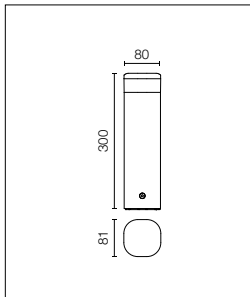
Collection of outdoor ceiling luminaires with an exclusive design and LED light source, characterized by high-performance optics.

The unique squircle shape is available in three sizes. Cast aluminum structure with transparent closing glass. The integrated optics, located at the bottom, uses patented lenses and is protected by an absolute black screening to optimize visual comfort while maintaining high performance.

Available in different finishes with a double layer of powder coating and chemical conversion surface treatment to ensure high resistance against corrosion.

Installation is made with a fixing component that allows a fine adjustment. Double cable gland installed directly in the body of the luminaire for inlet and outlet connection.

Pointbreak Bollard 1 - 300



Sorgente luminosa a LED inclusa. Alimentazione elettrica 220-240V ON/OFF e dimmerabile 1-10V o DALI integrata. Dotato di uno spezzone di cavo uscente in neoprene. Sistema di giunzione IP68 da ordinare separatamente. L'apparecchio è installabile su qualsiasi pavimento per mezzo di tasselli. Piastra di ancoraggio per l'installazione su pavimentazione da gettare con plinto di cemento da ordinare separatamente.

LED light source included. Integrated 220-240V ON/OFF and 1-10V/DALI dimmable electrical power. Equipped with one piece of neoprene output cable. IP68 junction system to be ordered separately. The luminaire may be easily installed on any type of floor with anchors. The anchoring plate for installation on flooring to be concreted must be ordered separately.

2200K disponibile su richiesta.

2200K available on request.

Mid - Power Led: 5,6W - 576 lm ≠ FIXT 274 lm - 2700K/CRI>80 - 220-240V / 5,6W - 600 lm ≠ FIXT 285 lm - 3000K/CRI>80 - 220-240V / 5,6W - 625 lm ≠ FIXT 307 lm - 4000/CRI>80 - 220-240V

2700K

Non Dimmable

- F023E2AA001
- F023E2AA006
- F023E2AA012
- F023E2AA018
- F023E2AA030
- F023E2AA033
- 1-10V
- F023E2AB001
- F023E2AB006
- F023E2AB012
- F023E2AB018
- F023E2AB030
- F023E2AB033
- Dali
- F023E2AD001
- F023E2AD006
- F023E2AD012
- F023E2AD018
- F023E2AD030
- F023E2AD033

3000K

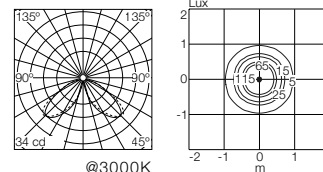
Non Dimmable

- F023E3AA001
- F023E3AA006
- F023E3AA012
- F023E3AA018
- F023E3AA030
- F023E3AA033
- 1-10V
- F023E3AB001
- F023E3AB006
- F023E3AB012
- F023E3AB018
- F023E3AB030
- F023E3AB033
- Dali
- F023E3AD001
- F023E3AD006
- F023E3AD012
- F023E3AD018
- F023E3AD030
- F023E3AD033

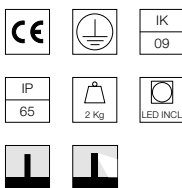
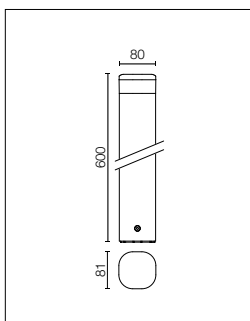
4000K

Non Dimmable

- F023E4AA001
- F023E4AA006
- F023E4AA012
- F023E4AA018
- F023E4AA030
- F023E4AA033
- 1-10V
- F023E4AB001
- F023E4AB006
- F023E4AB012
- F023E4AB018
- F023E4AB030
- F023E4AB033
- Dali
- F023E4AD001
- F023E4AD006
- F023E4AD012
- F023E4AD018
- F023E4AD030
- F023E4AD033



Pointbreak Bollard 1 - 600



Sorgente luminosa a LED inclusa. Alimentazione elettrica 220-240V ON/OFF e dimmerabile 1-10V o DALI integrata. Dotato di uno spezzone di cavo uscente in neoprene. Sistema di giunzione IP68 da ordinare separatamente. L'apparecchio è installabile su qualsiasi pavimento per mezzo di tasselli. Piastra di ancoraggio per l'installazione su pavimentazione da gettare con plinto di cemento da ordinare separatamente.

LED light source included. Integrated 220-240V ON/OFF and 1-10V/DALI dimmable electrical power. Equipped with one piece of neoprene output cable. IP68 junction system to be ordered separately. The luminaire may be easily installed on any type of floor with anchors. The anchoring plate for installation on flooring to be concreted must be ordered separately.

2200K disponibile su richiesta.

2200K available on request.

Mid - Power Led: 5,6W - 576 lm ≠ FIXT 274 lm - 2700K/CRI>80 - 220-240V / 5,6W - 600 lm ≠ FIXT 285 lm - 3000K/CRI>80 - 220-240V / 5,6W - 625 lm ≠ FIXT 307 lm - 4000/CRI>80 - 220-240V

2700K

Non Dimmable

- F023E2BA001
- F023E2BA006
- F023E2BA012
- F023E2BA018
- F023E2BA030
- F023E2BA033
- 1-10V
- F023E2BB001
- F023E2BB006
- F023E2BB012
- F023E2BB018
- F023E2BB030
- F023E2BB033
- Dali
- F023E2BD001
- F023E2BD006
- F023E2BD012
- F023E2BD018
- F023E2BD030
- F023E2BD033

3000K

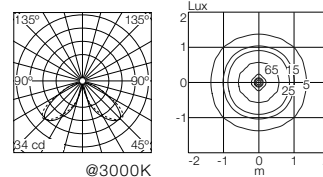
Non Dimmable

- F023E3BA001
- F023E3BA006
- F023E3BA012
- F023E3BA018
- F023E3BA030
- F023E3BA033
- 1-10V
- F023E3BB001
- F023E3BB006
- F023E3BB012
- F023E3BB018
- F023E3BB030
- F023E3BB033
- Dali
- F023E3BD001
- F023E3BD006
- F023E3BD012
- F023E3BD018
- F023E3BD030
- F023E3BD033

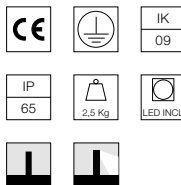
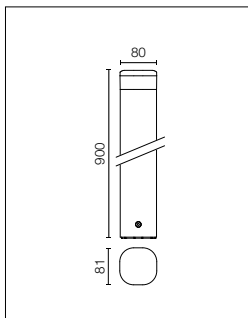
4000K

Non Dimmable

- F023E4BA001
- F023E4BA006
- F023E4BA012
- F023E4BA018
- F023E4BA030
- F023E4BA033
- 1-10V
- F023E4BB001
- F023E4BB006
- F023E4BB012
- F023E4BB018
- F023E4BB030
- F023E4BB033
- Dali
- F023E4BD001
- F023E4BD006
- F023E4BD012
- F023E4BD018
- F023E4BD030
- F023E4BD033



Pointbreak Bollard 1 - 900



Sorgente luminosa a LED inclusa. Alimentazione elettrica 220-240V ON/OFF e dimmerabile 1-10V o DALI integrata. Dotato di uno spezzone di cavo uscente in neoprene. Sistema di giunzione IP68 da ordinare separatamente. L'apparecchio è installabile su qualsiasi pavimento per mezzo di tasselli. Piastra di ancoraggio per l'installazione su pavimentazione da gettare con plinto di cemento da ordinare separatamente.

LED light source included. Integrated 220-240V ON/OFF and 1-10V/DALI dimmable electrical power. Equipped with one piece of neoprene output cable. IP68 junction system to be ordered separately. The luminaire may be easily installed on any type of floor with anchors. The anchoring plate for installation on flooring to be concreted must be ordered separately.

2200K disponibile su richiesta.

2200K available on request.

Mid - Power Led: 5,6W - 576 lm ≠ FIXT 274 lm - 2700K/CRI>80 - 220-240V / 5,6W - 600 lm ≠ FIXT 285 lm - 3000K/CRI>80 - 220-240V / 5,6W - 625 lm ≠ FIXT 307 lm - 4000K/CRI>80 - 220-240V

2700K

Non Dimmable

- F023E2CA001
- F023E2CA006
- F023E2CA012
- F023E2CA018
- F023E2CA030
- F023E2CA033

1-10V

- F023E2CB001
- F023E2CB006
- F023E2CB012
- F023E2CB018
- F023E2CB030
- F023E2CB033

Dali

- F023E2CD001
- F023E2CD006
- F023E2CD012
- F023E2CD018
- F023E2CD030
- F023E2CD033

3000K

Non Dimmable

- F023E3CA001
- F023E3CA006
- F023E3CA012
- F023E3CA018
- F023E3CA030
- F023E3CA033

1-10V

- F023E3CB001
- F023E3CB006
- F023E3CB012
- F023E3CB018
- F023E3CB030
- F023E3CB033

Dali

- F023E3CD001
- F023E3CD006
- F023E3CD012
- F023E3CD018
- F023E3CD030
- F023E3CD033

4000K

Non Dimmable

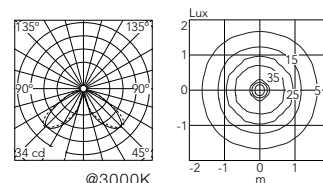
- F023E4CA001
- F023E4CA006
- F023E4CA012
- F023E4CA018
- F023E4CA030
- F023E4CA033

1-10V

- F023E4CB001
- F023E4CB006
- F023E4CB012
- F023E4CB018
- F023E4CB030
- F023E4CB033

Dali

- F023E4CD001
- F023E4CD006
- F023E4CD012
- F023E4CD018
- F023E4CD030
- F023E4CD033



Pointbreak Mono Emission 180°

Pointbreak Bollard è anche disponibile in versione mono emissione (180°) grazie ad uno speciale otturatore sagomato integrato nel gruppo ottico stagno.

Su richiesta l'emissione può essere modificata per ottenere un'apertura di 90° o 270°.

Pointbreak Bollard is also available as a single-emission version (180°) thanks to a special shaped shutter integrated in the watertight optical unit.

On request, the beam can be modified to 90° or 270°.



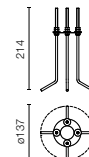
* Dati tecnici e fotometrie preliminari. / Preliminary technical specs and photometries.

Pointbreak: Accessori / Accessories

Piastra tirafondi.

Base plate with bolt.

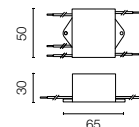
Pointbreak Bollard 1
F023Z050000



Dispositivo di protezione per il sovraccarico. 275 Vac. Corrente massima di scarica 10KA (8/29us). Massima corrente operativa 5A. Adatto per la connessione in serie. IP66.

Surge protection device. 275Vac. Maximum discharge current 10KA (8/20us). Maximum operating current 5A. Suitable for series connection. IP66.

Pointbreak Bollard
F990E00A000



Pointbreak: Accessori per versioni non dimmable / Accessories for non-dimmable versions

Sistema di giunzione IP68 H2O Stop anti-condensa a 2 vie 4 poli.

2 way terminal block 4 poles IP68 H2O Stop.

F990C00A000



Sistema di giunzione IP68 H2O Stop anti-condensa a 3/4 vie 4 poli. (Ø5,5÷12mm cavo).

3/4 way terminal block 4 poles IP68 H2O Stop. (ø5,5÷12mm cable).

F990C010000



Pointbreak: Accessori per versioni Dimmerabili / Accessories for dimmable versions

Kit connettore 5 poli presa volante + spina EU IP68.

Connector kit 5-pole flying socket + EU plug IP68.

F990C080000



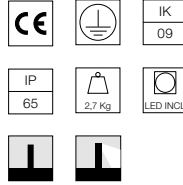
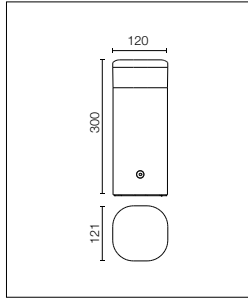
Scatola di derivazione 5 poli 4 vie IP68 (cavi 6-14 mm).

4 way junction box 5 poles IP68 (6-14 mm cables).

F990C030000



Pointbreak Bollard 2 - 300



Sorgente luminosa a LED inclusa. Alimentazione elettrica 220-240V ON/OFF e dimmerabile 1-10V o DALI integrata. Dotato di uno spezzone di cavo uscente in neoprene. Sistema di giunzione IP68 da ordinare separatamente. L'apparecchio è installabile su qualsiasi pavimento per mezzo di tasselli. Piastra di ancoraggio per l'installazione su pavimentazione da gettare con plinto di cemento da ordinare separatamente.

LED light source included. Integrated 220-240V ON/OFF and 1-10V/DALI dimmable electrical power. Equipped with one piece of neoprene output cable. IP68 junction system to be ordered separately. The luminaire may be easily installed on any type of floor with anchors. The anchoring plate for installation on flooring to be concreted must be ordered separately.

2200K disponibile su richiesta.

2200K available on request.

Mid - Power Led: 12,5W - 1374 lm ≠ FIXT 600 lm - 2700K/CRI>80 - 220-240V / 12,5W - 1429 lm ≠ FIXT 624 lm - 3000K/CRI>80 - 220-240V / 12,5W - 1538 lm ≠ FIXT 672 lm - 4000/CRI>80 - 220-240V

2700K

Non Dimmable

- F023F2AA001
- F023F2AA006
- F023F2AA012
- F023F2AA018
- F023F2AA030
- F023F2AA033
- 1-10V
- F023F2AB001
- F023F2AB006
- F023F2AB012
- F023F2AB018
- F023F2AB030
- F023F2AB033
- Dali
- F023F2AD001
- F023F2AD006
- F023F2AD012
- F023F2AD018
- F023F2AD030
- F023F2AD033

3000K

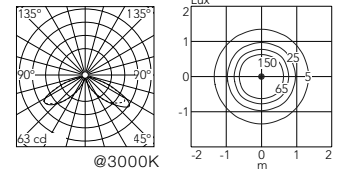
Non Dimmable

- F023F3AA001
- F023F3AA006
- F023F3AA012
- F023F3AA018
- F023F3AA030
- F023F3AA033
- 1-10V
- F023F3AB001
- F023F3AB006
- F023F3AB012
- F023F3AB018
- F023F3AB030
- F023F3AB033
- Dali
- F023F3AD001
- F023F3AD006
- F023F3AD012
- F023F3AD018
- F023F3AD030
- F023F3AD033

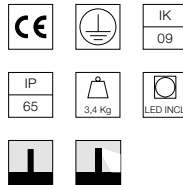
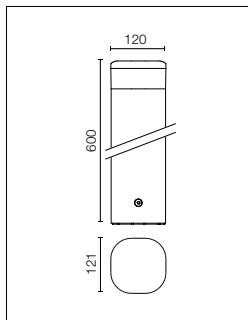
4000K

Non Dimmable

- F023F4AA001
- F023F4AA006
- F023F4AA012
- F023F4AA018
- F023F4AA030
- F023F4AA033
- 1-10V
- F023F4AB001
- F023F4AB006
- F023F4AB012
- F023F4AB018
- F023F4AB030
- F023F4AB033
- Dali
- F023F4AD001
- F023F4AD006
- F023F4AD012
- F023F4AD018
- F023F4AD030
- F023F4AD033



Pointbreak Bollard 2 - 600



Sorgente luminosa a LED inclusa. Alimentazione elettrica 220-240V ON/OFF e dimmerabile 1-10V o DALI integrata. Dotato di uno spezzone di cavo uscente in neoprene. Sistema di giunzione IP68 da ordinare separatamente. L'apparecchio è installabile su qualsiasi pavimento per mezzo di tasselli. Piastra di ancoraggio per l'installazione su pavimentazione da gettare con plinto di cemento da ordinare separatamente.

LED light source included. Integrated 220-240V ON/OFF and 1-10V/DALI dimmable electrical power. Equipped with one piece of neoprene output cable. IP68 junction system to be ordered separately. The luminaire may be easily installed on any type of floor with anchors. The anchoring plate for installation on flooring to be concreted must be ordered separately.

2200K disponibile su richiesta.

2200K available on request.

Mid - Power Led: 12,5W - 1374 lm ≠ FIXT 600 lm - 2700K/CRI>80 - 220-240V / 12,5W - 1429 lm ≠ FIXT 624 lm - 3000K/CRI>80 - 220-240V / 12,5W - 1538 lm ≠ FIXT 672 lm - 4000/CRI>80 - 220-240V

2700K

Non Dimmable

- F023F2BA001
- F023F2BA006
- F023F2BA012
- F023F2BA018
- F023F2BA030
- F023F2BA033
- 1-10V
- F023F2BB001
- F023F2BB006
- F023F2BB012
- F023F2BB018
- F023F2BB030
- F023F2BB033
- Dali
- F023F2BD001
- F023F2BD006
- F023F2BD012
- F023F2BD018
- F023F2BD030
- F023F2BD033

3000K

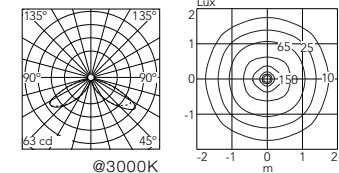
Non Dimmable

- F023F3BA001
- F023F3BA006
- F023F3BA012
- F023F3BA018
- F023F3BA030
- F023F3BA033
- 1-10V
- F023F3BB001
- F023F3BB006
- F023F3BB012
- F023F3BB018
- F023F3BB030
- F023F3BB033
- Dali
- F023F3BD001
- F023F3BD006
- F023F3BD012
- F023F3BD018
- F023F3BD030
- F023F3BD033

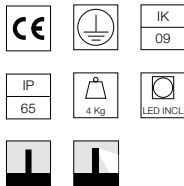
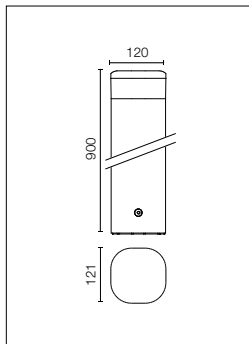
4000K

Non Dimmable

- F023F4BA001
- F023F4BA006
- F023F4BA012
- F023F4BA018
- F023F4BA030
- F023F4BA033
- 1-10V
- F023F4BB001
- F023F4BB006
- F023F4BB012
- F023F4BB018
- F023F4BB030
- F023F4BB033
- Dali
- F023F4BD001
- F023F4BD006
- F023F4BD012
- F023F4BD018
- F023F4BD030
- F023F4BD033



Pointbreak Bollard 2 - 900



Sorgente luminosa a LED inclusa. Alimentazione elettrica 220-240V ON/OFF e dimmerabile 1-10V o DALI integrata. Dotato di uno spezzone di cavo uscente in neoprene. Sistema di giunzione IP68 da ordinare separatamente. L'apparecchio è installabile su qualsiasi pavimento per mezzo di tasselli. Piastra di ancoraggio per l'installazione su pavimentazione da gettare con plinto di cemento da ordinare separatamente.

LED light source included. Integrated 220-240V ON/OFF and 1-10V/DALI dimmable electrical power. Equipped with one piece of neoprene output cable. IP68 junction system to be ordered separately. The luminaire may be easily installed on any type of floor with anchors. The anchoring plate for installation on flooring to be concreted must be ordered separately.

2200K disponibile su richiesta.

2200K available on request.

Mid - Power Led: 12,5W - 1374 lm ≠ FIXT 600 lm - 2700K/CRI>80 - 220-240V / 12,5W - 1429 lm ≠ FIXT 624 lm - 3000K/CRI>80 - 220-240V / 12,5W - 1538 lm ≠ FIXT 672 lm - 4000/CRI>80 - 220-240V

2700K

Non Dimmable

- F023F2CA001
- F023F2CA006
- F023F2CA012
- F023F2CA018
- F023F2CA030
- F023F2CA033

1-10V

- F023F2CB001
- F023F2CB006
- F023F2CB012
- F023F2CB018
- F023F2CB030
- F023F2CB033

Dali

- F023F2CD001
- F023F2CD006
- F023F2CD012
- F023F2CD018
- F023F2CD030
- F023F2CD033

3000K

Non Dimmable

- F023F3CA001
- F023F3CA006
- F023F3CA012
- F023F3CA018
- F023F3CA030
- F023F3CA033

1-10V

- F023F3CB001
- F023F3CB006
- F023F3CB012
- F023F3CB018
- F023F3CB030
- F023F3CB033

Dali

- F023F3CD001
- F023F3CD006
- F023F3CD012
- F023F3CD018
- F023F3CD030
- F023F3CD033

4000K

Non Dimmable

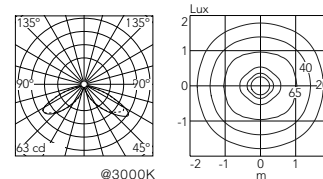
- F023F4CA001
- F023F4CA006
- F023F4CA012
- F023F4CA018
- F023F4CA030
- F023F4CA033

1-10V

- F023F4CB001
- F023F4CB006
- F023F4CB012
- F023F4CB018
- F023F4CB030
- F023F4CB033

Dali

- F023F4CD001
- F023F4CD006
- F023F4CD012
- F023F4CD018
- F023F4CD030
- F023F4CD033



Pointbreak Mono Emission 180°

Pointbreak Bollard è anche disponibile in versione mono emissione (180°) grazie ad uno speciale otturatore sagomato integrato nel gruppo ottico stagno.


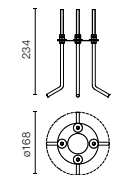

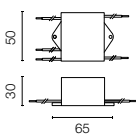
Su richiesta l'emissione può essere modificata per ottenere un'apertura di 90° o 270°.

Pointbreak Bollard is also available as a single-emission version (180°) thanks to a special shaped shutter integrated in the watertight optical unit.

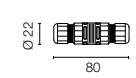

On request, the beam can be modified to 90° or 270°.



Pointbreak: Accessori / Accessories

Piastra tirafondi.	Base plate with bolt.	Pointbreak Bollard 2 F023Z060000		
Dispositivo di protezione per il sovraccarico. 275 Vac. Corrente massima di scarica 10KA (8/29us). Massima corrente operativa 5A. Adatto per la connessione in serie. IP66.	Surge protection device. 275Vac. Maximum discharge current 10KA (8/20us). Maximum operating current 5A. Suitable for series connection. IP66.	Pointbreak Bollard F990E00A000		

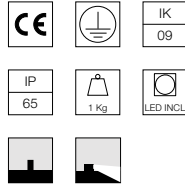
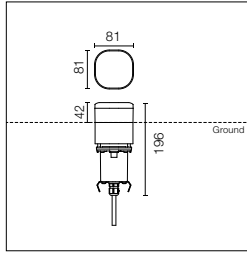
Pointbreak: Accessori per versioni non dimmabili / Accessories for non-dimmable versions

Sistema di giunzione IP68 H2O Stop anti-condensa a 2 vie 4 poli.	2 way terminal block 4 poles IP68 H2O Stop.	F990C00A000		
Sistema di giunzione IP68 H2O Stop anti-condensa a 3/4 vie 4 poli. (Ø5,5÷12mm cavo).	3/4 way terminal block 4 poles IP68 H2O Stop. (ø5,5÷12mm cable).	F990C010000		

Pointbreak: Accessori per versioni Dimmerabili / Accessories for dimmable versions

Kit connettore 5 poli presa volante + spina EU IP68.	Connector kit 5-pole flying socket + EU plug IP68.	F990C080000		
Scatola di derivazione 5 poli 4 vie IP68 (cavi 6-14 mm).	4 way junction box 5 poles IP68 (6-14 mm cables).	F990C030000		

Pointbreak Balisage 1 - 40



Sorgente luminosa a LED inclusa. Alimentazione elettrica 220-240V ON/OFF e dimmerabile 1-10V o DALI integrata. Dotato di uno spezzone di cavo uscente in neoprene. Sistema di giunzione IP68 da ordinare separatamente. L'apparecchio è installabile con cassaforma obbligatoria da ordinare separatamente.

LED light source included. Integrated 220-240V ON/OFF and 1-10V/DALI dimmable electrical power. Equipped with one piece of neoprene output cable. IP68 junction system to be ordered separately. Luminaire must be installed with mandatory box for installation, ordered separately.

2200K disponibile su richiesta.

2200K available on request.

Mid - Power Led: 5,6W - 576 lm \neq FIXT 274 lm - 2700K/CRI>80 - 220-240V / 5,6W - 600 lm \neq FIXT 285 lm - 3000K/CRI>80 - 220-240V / 5,6W - 625 lm \neq FIXT 307 lm - 4000/CRI>80 - 220-240V

2700K

Non Dimmable

- F023B2AA001
- F023B2AA006
- F023B2AA012
- F023B2AA018
- F023B2AA030
- F023B2AA033
- 1-10V
- F023B2AB001
- F023B2AB006
- F023B2AB012
- F023B2AB018
- F023B2AB030
- F023B2AB033
- Dali
- F023B2AD001
- F023B2AD006
- F023B2AD012
- F023B2AD018
- F023B2AD030
- F023B2AD033

3000K

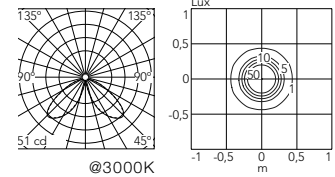
Non Dimmable

- F023B3AA001
- F023B3AA006
- F023B3AA012
- F023B3AA018
- F023B3AA030
- F023B3AA033
- 1-10V
- F023B3AB001
- F023B3AB006
- F023B3AB012
- F023B3AB018
- F023B3AB030
- F023B3AB033
- Dali
- F023B3AD001
- F023B3AD006
- F023B3AD012
- F023B3AD018
- F023B3AD030
- F023B3AD033

4000K

Non Dimmable

- F023B4AA001
- F023B4AA006
- F023B4AA012
- F023B4AA018
- F023B4AA030
- F023B4AA033
- 1-10V
- F023B4AB001
- F023B4AB006
- F023B4AB012
- F023B4AB018
- F023B4AB030
- F023B4AB033
- Dali
- F023B4AD001
- F023B4AD006
- F023B4AD012
- F023B4AD018
- F023B4AD030
- F023B4AD033

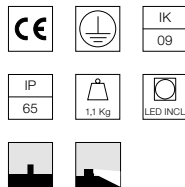
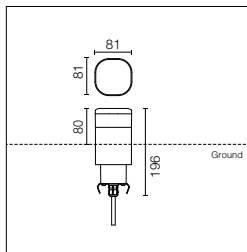


Cassaforma per l'installazione a terra / Box for ground installation.

F023Z020000



Pointbreak Balisage 1 - 80



Sorgente luminosa a LED inclusa. Alimentazione elettrica 220-240V ON/OFF e dimmerabile 1-10V o DALI integrata. Dotato di uno spezzone di cavo uscente in neoprene. Sistema di giunzione IP68 da ordinare separatamente. L'apparecchio è installabile con cassaforma obbligatoria da ordinare separatamente.

LED light source included. Integrated 220-240V ON/OFF and 1-10V/DALI dimmable electrical power. Equipped with one piece of neoprene output cable. IP68 junction system to be ordered separately. Luminaire must be installed with mandatory box for installation, ordered separately.

2200K disponibile su richiesta.

2200K available on request.

Mid - Power Led: 5,6W - 576 lm \neq FIXT 274 lm - 2700K/CRI>80 - 220-240V / 5,6W - 600 lm \neq FIXT 285 lm - 3000K/CRI>80 - 220-240V / 5,6W - 625 lm \neq FIXT 307 lm - 4000/CRI>80 - 220-240V

2700K

Non Dimmable

- F023B2BA001
- F023B2BA006
- F023B2BA012
- F023B2BA018
- F023B2BA030
- F023B2BA033
- 1-10V
- F023B2BB001
- F023B2BB006
- F023B2BB012
- F023B2BB018
- F023B2BB030
- F023B2BB033
- Dali
- F023B2BD001
- F023B2BD006
- F023B2BD012
- F023B2BD018
- F023B2BD030
- F023B2BD033

3000K

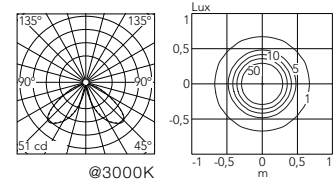
Non Dimmable

- F023B3BA001
- F023B3BA006
- F023B3BA012
- F023B3BA018
- F023B3BA030
- F023B3BA033
- 1-10V
- F023B3BB001
- F023B3BB006
- F023B3BB012
- F023B3BB018
- F023B3BB030
- F023B3BB033
- Dali
- F023B3BD001
- F023B3BD006
- F023B3BD012
- F023B3BD018
- F023B3BD030
- F023B3BD033

4000K

Non Dimmable

- F023B4BA001
- F023B4BA006
- F023B4BA012
- F023B4BA018
- F023B4BA030
- F023B4BA033
- 1-10V
- F023B4BB001
- F023B4BB006
- F023B4BB012
- F023B4BB018
- F023B4BB030
- F023B4BB033
- Dali
- F023B4BD001
- F023B4BD006
- F023B4BD012
- F023B4BD018
- F023B4BD030
- F023B4BD033



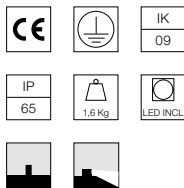
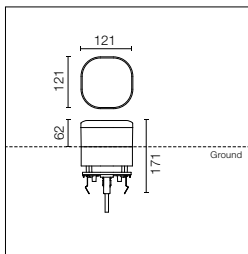
Cassaforma per l'installazione a terra / Box for ground installation.

F023Z020000



* Dati tecnici e fotometrie preliminari. / Preliminary technical specs and photometries.

Pointbreak Balisage 2 - 60



Sorgente luminosa a LED inclusa. Alimentazione elettrica 220-240V ON/OFF e dimmerabile 1-10V o DALI integrata. Dotato di uno spezzone di cavo uscente in neoprene. Sistema di giunzione IP68 da ordinare separatamente. L'apparecchio è installabile con cassaforma obbligatoria da ordinare separatamente.

LED light source included. Integrated 220-240V ON/OFF and 1-10V/DALI dimmable electrical power. Equipped with one piece of neoprene output cable. IP68 junction system to be ordered separately. Luminaire must be installed with mandatory box for installation, ordered separately.

2200K disponibile su richiesta.

2200K available on request.

Mid - Power Led: 12,5W - 1374 lm ≠ FIXT 600 lm - 2700K/CRI>80 - 220-240V / 12,5W - 1429 lm ≠ FIXT 624 lm - 3000K/CRI>80 - 220-240V / 12,5W - 1538 lm ≠ FIXT 672 lm - 4000/CRI>80 - 220-240V

2700K

Non Dimmable

- F023C2CA001
- F023C2CA006
- F023C2CA012
- F023C2CA018
- F023C2CA030
- F023C2CA033
- 1-10V
- F023C2CB001
- F023C2CB006
- F023C2CB012
- F023C2CB018
- F023C2CB030
- F023C2CB033
- Dali
- F023C2CD001
- F023C2CD006
- F023C2CD012
- F023C2CD018
- F023C2CD030
- F023C2CD033

3000K

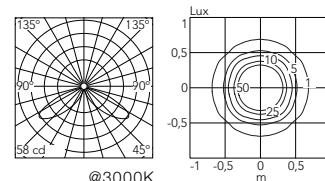
Non Dimmable

- F023C3CA001
- F023C3CA006
- F023C3CA012
- F023C3CA018
- F023C3CA030
- F023C3CA033
- 1-10V
- F023C3CB001
- F023C3CB006
- F023C3CB012
- F023C3CB018
- F023C3CB030
- F023C3CB033
- Dali
- F023C3CD001
- F023C3CD006
- F023C3CD012
- F023C3CD018
- F023C3CD030
- F023C3CD033

4000K

Non Dimmable

- F023C4CA001
- F023C4CA006
- F023C4CA012
- F023C4CA018
- F023C4CA030
- F023C4CA033
- 1-10V
- F023C4CB001
- F023C4CB006
- F023C4CB012
- F023C4CB018
- F023C4CB030
- F023C4CB033
- Dali
- F023C4CD001
- F023C4CD006
- F023C4CD012
- F023C4CD018
- F023C4CD030
- F023C4CD033

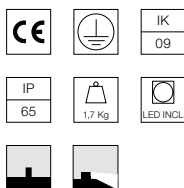
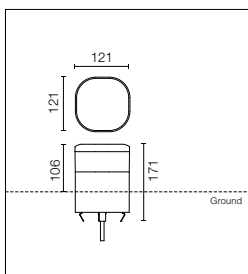


Cassaforma per l'installazione a terra / Box for ground installation.

F023Z030000



Pointbreak Balisage 2 - 105



Sorgente luminosa a LED inclusa. Alimentazione elettrica 220-240V ON/OFF e dimmerabile 1-10V o DALI integrata. Dotato di uno spezzone di cavo uscente in neoprene. Sistema di giunzione IP68 da ordinare separatamente. L'apparecchio è installabile con cassaforma obbligatoria da ordinare separatamente.

LED light source included. Integrated 220-240V ON/OFF and 1-10V/DALI dimmable electrical power. Equipped with one piece of neoprene output cable. IP68 junction system to be ordered separately. Luminaire must be installed with mandatory box for installation, ordered separately.

2200K disponibile su richiesta.

2200K available on request.

Mid - Power Led: 12,5W - 1374 lm ≠ FIXT 600 lm - 2700K/CRI>80 - 220-240V / 12,5W - 1429 lm ≠ FIXT 624 lm - 3000K/CRI>80 - 220-240V / 12,5W - 1538 lm ≠ FIXT 672 lm - 4000/CRI>80 - 220-240V

2700K

Non Dimmable

- F023C2DA001
- F023C2DA006
- F023C2DA012
- F023C2DA018
- F023C2DA030
- F023C2DA033
- 1-10V
- F023C2DB001
- F023C2DB006
- F023C2DB012
- F023C2DB018
- F023C2DB030
- F023C2DB033
- Dali
- F023C2DD001
- F023C2DD006
- F023C2DD012
- F023C2DD018
- F023C2DD030
- F023C2DD033

3000K

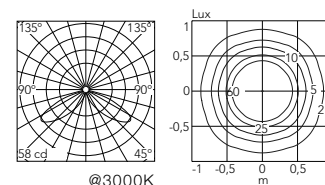
Non Dimmable

- F023C3DA001
- F023C3DA006
- F023C3DA012
- F023C3DA018
- F023C3DA030
- F023C3DA033
- 1-10V
- F023C3DB001
- F023C3DB006
- F023C3DB012
- F023C3DB018
- F023C3DB030
- F023C3DB033
- Dali
- F023C3DD001
- F023C3DD006
- F023C3DD012
- F023C3DD018
- F023C3DD030
- F023C3DD033

4000K

Non Dimmable

- F023C4DA001
- F023C4DA006
- F023C4DA012
- F023C4DA018
- F023C4DA030
- F023C4DA033
- 1-10V
- F023C4DB001
- F023C4DB006
- F023C4DB012
- F023C4DB018
- F023C4DB030
- F023C4DB033
- Dali
- F023C4DD001
- F023C4DD006
- F023C4DD012
- F023C4DD018
- F023C4DD030
- F023C4DD033

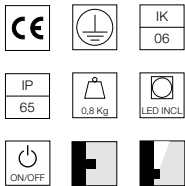
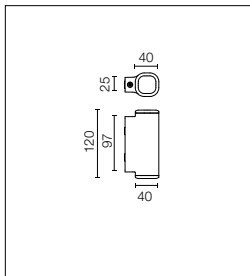


Cassaforma per l'installazione a terra / Box for ground installation.

F023Z040000



* Dati tecnici e fotometrie preliminari. / Preliminary technical specs and photometries.



Sorgente luminosa a LED inclusa. Alimentazione elettrica 220-240V ON/OFF integrata. Dotato di passacavo IP65 in gomma e morsetti a 2 poli a connessione rapida.

LED light source included. Integrated 220-240V ON/OFF electrical power. Equipped with IP65 rubber grommet and 2-pole quick-connect terminals.

2200K disponibile su richiesta.

2200K available on request.

Optic Spot

Power Led: 2,1W - 139 lm ≠ *FIXT 101 lm - 2700K/CRI>80 - 220-240V / 2,1W - 149 lm ≠ *FIXT 104 lm - 3000K/CRI>80 - 220-240V / 2,1W - 154 lm ≠ *FIXT 108 lm - 4000/CRI>80 - 220-240V

*FIXT lm = Spot Optic

2700K

Non Dimmable

- F023G2EA001
- F023G2EA006
- F023G2EA012
- F023G2EA018
- F023G2EA030
- F023G2EA033

3000K

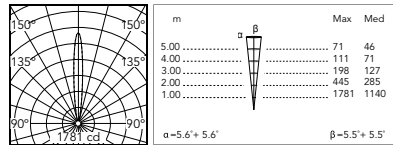
Non Dimmable

- F023G3EA001
- F023G3EA006
- F023G3EA012
- F023G3EA018
- F023G3EA030
- F023G3EA033

4000K

Non Dimmable

- F023G4EA001
- F023G4EA006
- F023G4EA012
- F023G4EA018
- F023G4EA030
- F023G4EA033



@3000K

Optic Medium

Power Led: 2,1W - 139 lm ≠ *FIXT 102 lm - 2700K/CRI>80 - 220-240V / 2,1W - 149 lm ≠ *FIXT 106 lm - 3000K/CRI>80 - 220-240V / 2,1W - 154 lm ≠ *FIXT 110 lm - 4000/CRI>80 - 220-240V

*FIXT lm = Spot Optic

2700K

Non Dimmable

- F023G2FA001
- F023G2FA006
- F023G2FA012
- F023G2FA018
- F023G2FA030
- F023G2FA033

3000K

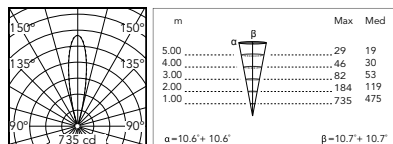
Non Dimmable

- F023G3FA001
- F023G3FA006
- F023G3FA012
- F023G3FA018
- F023G3FA030
- F023G3FA033

4000K

Non Dimmable

- F023G4FA001
- F023G4FA006
- F023G4FA012
- F023G4FA018
- F023G4FA030
- F023G4FA033



@3000K

Optic Flood

Power Led: 2,1W - 139 lm ≠ *FIXT 101 lm - 2700K/CRI>80 - 220-240V / 2,1W - 149 lm ≠ *FIXT 104 lm - 3000K/CRI>80 - 220-240V / 2,1W - 154 lm ≠ *FIXT 108 lm - 4000/CRI>80 - 220-240V

*FIXT lm = Spot Optic

2700K

Non Dimmable

- F023G2GA001
- F023G2GA006
- F023G2GA012
- F023G2GA018
- F023G2GA030
- F023G2GA033

3000K

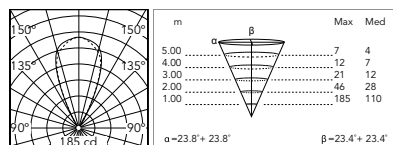
Non Dimmable

- F023G3GA001
- F023G3GA006
- F023G3GA012
- F023G3GA018
- F023G3GA030
- F023G3GA033

4000K

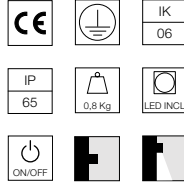
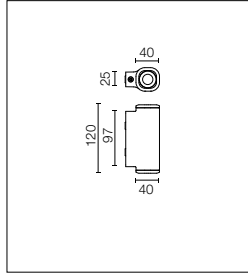
Non Dimmable

- F023G4GA001
- F023G4GA006
- F023G4GA012
- F023G4GA018
- F023G4GA030
- F023G4GA033



@3000K

Pointbreak Wall 0 Down



Sorgente luminosa a LED inclusa. Alimentazione elettrica 220-240V ON/OFF integrata. Dotato di passacavo IP65 in gomma e morsetti a 2 poli a connessione rapida.

LED light source included. Integrated 220-240V ON/OFF electrical power. Equipped with IP65 rubber grommet and 2-pole quick-connect terminals.

2200K disponibile su richiesta.

2200K available on request.

Optic Spot

Power Led: 2,1W - 139 lm ≠ *FIXT 101 lm - 2700K/CRI>80 - 220-240V / 2,1W - 149 lm ≠ *FIXT 104 lm - 3000K/CRI>80 - 220-240V / 2,1W - 154 lm ≠ *FIXT 108 lm - 4000/CRI>80 - 220-240V
 *FIXT lm = Spot Optic

2700K

Non Dimmable

- F023G2JA001
- F023G2JA006
- F023G2JA012
- F023G2JA018
- F023G2JA030
- F023G2JA033

3000K

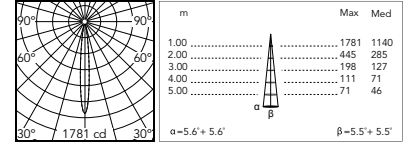
Non Dimmable

- F023G3JA001
- F023G3JA006
- F023G3JA012
- F023G3JA018
- F023G3JA030
- F023G3JA033

4000K

Non Dimmable

- F023G4JA001
- F023G4JA006
- F023G4JA012
- F023G4JA018
- F023G4JA030
- F023G4JA033



@3000K

Optic Medium

Power Led: 2,1W - 139 lm ≠ *FIXT 102 lm - 2700K/CRI>80 - 220-240V / 2,1W - 149 lm ≠ *FIXT 106 lm - 3000K/CRI>80 - 220-240V / 2,1W - 154 lm ≠ *FIXT 110 lm - 4000/CRI>80 - 220-240V
 *FIXT lm = Spot Optic

2700K

Non Dimmable

- F023G2KA001
- F023G2KA006
- F023G2KA012
- F023G2KA018
- F023G2KA030
- F023G2KA033

3000K

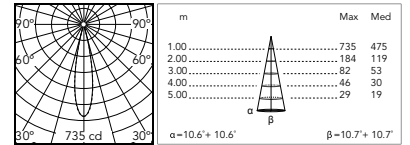
Non Dimmable

- F023G3KA001
- F023G3KA006
- F023G3KA012
- F023G3KA018
- F023G3KA030
- F023G3KA033

4000K

Non Dimmable

- F023G4KA001
- F023G4KA006
- F023G4KA012
- F023G4KA018
- F023G4KA030
- F023G4KA033



@3000K

Optic Flood

Power Led: 2,1W - 139 lm ≠ *FIXT 101 lm - 2700K/CRI>80 - 220-240V / 2,1W - 149 lm ≠ *FIXT 104 lm - 3000K/CRI>80 - 220-240V / 2,1W - 154 lm ≠ *FIXT 108 lm - 4000/CRI>80 - 220-240V
 *FIXT lm = Spot Optic

2700K

Non Dimmable

- F023G2LA001
- F023G2LA006
- F023G2LA012
- F023G2LA018
- F023G2LA030
- F023G2LA033

3000K

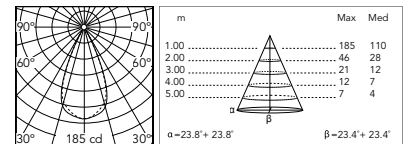
Non Dimmable

- F023G3LA001
- F023G3LA006
- F023G3LA012
- F023G3LA018
- F023G3LA030
- F023G3LA033

4000K

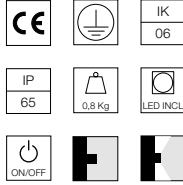
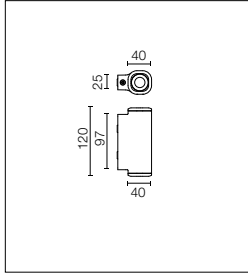
Non Dimmable

- F023G4LA001
- F023G4LA006
- F023G4LA012
- F023G4LA018
- F023G4LA030
- F023G4LA033



@3000K

Pointbreak Wall 0 Up&Down



Sorgente luminosa a LED inclusa. Alimentazione elettrica 220-240V ON/OFF integrata. Dotato di passacavo IP65 in gomma e morsetti a 2 poli a connessione rapida.

LED light source included. Integrated 220-240V ON/OFF electrical power. Equipped with IP65 rubber grommet and 2-pole quick-connect terminals.

2200K disponibile su richiesta.

2200K available on request.

Optic Spot

Power Led: 3,1W - 2x139 lm ≠ *FIXT 2x101 lm - 2700K/CRI>80 - 220-240V / 3,1W - 2x149 lm ≠ *FIXT 2x104 lm - 3000K/CRI>80 - 220-240V / 3,1W - 2x154 lm ≠ *FIXT 2x108 lm - 4000/CRI>80 - 220-240V
*FIXT lm = Spot Optic

2700K

Non Dimmable

- F023G25A001
- F023G25A006
- F023G25A012
- F023G25A018
- F023G25A030
- F023G25A033

3000K

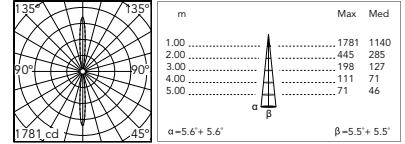
Non Dimmable

- F023G35A001
- F023G35A006
- F023G35A012
- F023G35A018
- F023G35A030
- F023G35A033

4000K

Non Dimmable

- F023G45A001
- F023G45A006
- F023G45A012
- F023G45A018
- F023G45A030
- F023G45A033



@3000K

Optic Medium

Power Led: 3,1W - 2x139 lm ≠ *FIXT 2x102 lm - 2700K/CRI>80 - 220-240V / 3,1W - 2x149 lm ≠ *FIXT 2x106 lm - 3000K/CRI>80 - 220-240V / 3,1W - 2x154 lm ≠ *FIXT 2x110 lm - 4000/CRI>80 - 220-240V
*FIXT lm = Spot Optic

2700K

Non Dimmable

- F023G26A001
- F023G26A006
- F023G26A012
- F023G26A018
- F023G26A030
- F023G26A033

3000K

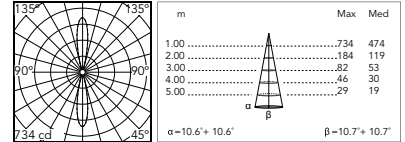
Non Dimmable

- F023G36A001
- F023G36A006
- F023G36A012
- F023G36A018
- F023G36A030
- F023G36A033

4000K

Non Dimmable

- F023G46A001
- F023G46A006
- F023G46A012
- F023G46A018
- F023G46A030
- F023G46A033



@3000K

Optic Flood

Power Led: 3,1W - 2x139 lm ≠ *FIXT 2x101 lm - 2700K/CRI>80 - 220-240V / 3,1W - 2x149 lm ≠ *FIXT 2x104 lm - 3000K/CRI>80 - 220-240V / 3,1W - 2x154 lm ≠ *FIXT 2x108 lm - 4000/CRI>80 - 220-240V
*FIXT lm = Spot Optic

2700K

Non Dimmable

- F023G27A001
- F023G27A006
- F023G27A012
- F023G27A018
- F023G27A030
- F023G27A033

3000K

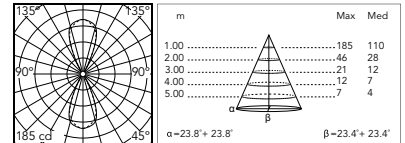
Non Dimmable

- F023G37A001
- F023G37A006
- F023G37A012
- F023G37A018
- F023G37A030
- F023G37A033

4000K

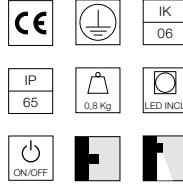
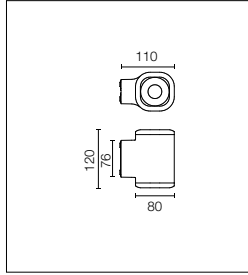
Non Dimmable

- F023G47A001
- F023G47A006
- F023G47A012
- F023G47A018
- F023G47A030
- F023G47A033



@3000K

* Dati tecnici preliminari. / Preliminary technical specs.



Sorgente luminosa a LED inclusa. Alimentazione elettrica 220-240V ON/OFF integrata. Dotato di doppio passacavo per collegamento entra-esce. A richiesta versione monoemissione verso l'alto/Up.

LED light source included. Integrated 220-240V ON/OFF electrical power. Equipped with double cable gland for inlet and outlet connection. Upwards, single emission version, available upon request.

Optic Spot

Power LED: 5,5W - 543 lm ≠ FIXT 319 lm - 2700K/CRI>80 - 220-240V / 5,5W - 570 lm ≠ FIXT 335 lm - 3000K/CRI>80 - 220-240V / 5,5W - 597 lm ≠ FIXT 367 lm - 4000/CRI>80 - 220-240V

2700K

Non Dimmable

- F023H21A001
- F023H21A006
- F023H21A012
- F023H21A018
- F023H21A030
- F023H21A033

3000K

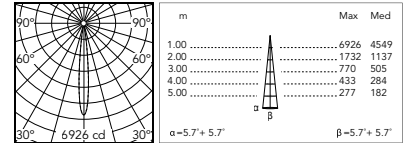
Non Dimmable

- F023H31A001
- F023H31A006
- F023H31A012
- F023H31A018
- F023H31A030
- F023H31A033

4000K

Non Dimmable

- F023H41A001
- F023H41A006
- F023H41A012
- F023H41A018
- F023H41A030
- F023H41A033



@3000K

Optic Medium

Power LED: 5,5W - 543 lm ≠ FIXT 350 lm - 2700K/CRI>80 - 220-240V / 5,5W - 570 lm ≠ FIXT 367 lm - 3000K/CRI>80 - 220-240V / 5,5W - 597 lm ≠ FIXT 402 lm - 4000/CRI>80 - 220-240V

2700K

Non Dimmable

- F023H22A001
- F023H22A006
- F023H22A012
- F023H22A018
- F023H22A030
- F023H22A033

3000K

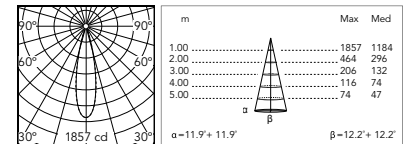
Non Dimmable

- F023H32A001
- F023H32A006
- F023H32A012
- F023H32A018
- F023H32A030
- F023H32A033

4000K

Non Dimmable

- F023H42A001
- F023H42A006
- F023H42A012
- F023H42A018
- F023H42A030
- F023H42A033



@3000K

Optic Flood

Power LED: 5,5W - 543 lm ≠ FIXT 311 lm - 2700K/CRI>80 - 220-240V / 5,5W - 570 lm ≠ FIXT 325 lm - 3000K/CRI>80 - 220-240V / 5,5W - 597 lm ≠ FIXT 356 lm - 4000/CRI>80 - 220-240V

2700K

Non Dimmable

- F023H23A001
- F023H23A006
- F023H23A012
- F023H23A018
- F023H23A030
- F023H23A033

3000K

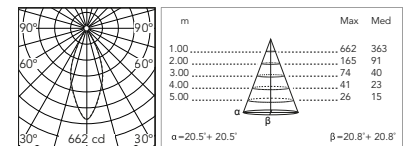
Non Dimmable

- F023H33A001
- F023H33A006
- F023H33A012
- F023H33A018
- F023H33A030
- F023H33A033

4000K

Non Dimmable

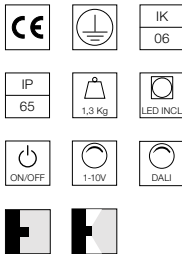
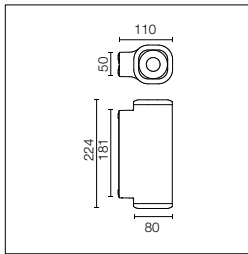
- F023H43A001
- F023H43A006
- F023H43A012
- F023H43A018
- F023H43A030
- F023H43A033



@3000K

* Dati tecnici preliminari. / Preliminary technical specs.

Pointbreak Wall 1 Up&Down



Sorgente luminosa a LED inclusa. Alimentazione elettrica 220-240V ON/OFF e dimmerabile 1-10V o DALI integrata. Dotato di doppio passacavo per collegamento entra-esce.
A richiesta versione monoemissione verso l'alto o monoemissione verso il basso.

LED light source included. Integrated 220-240V ON/OFF and 1-10V/DALI dimmable electrical power. Equipped with double cable gland for inlet and outlet connection.
Upon request: Single upwards emission or single downwards emission.

Optic Spot

Power Led: 12W - 2x543 lm ≠ FIXT 2x319 lm - 2700K/CRI>80 - 220-240V / 12W - 2x570 lm ≠ FIXT 2x335 lm - 3000K/CRI>80 - 220-240V / 12W - 2x597 lm ≠ FIXT 2x367 lm - 4000/CRI>80 - 220-240V

2700K

Non Dimmable

- F023H25A001
- F023H25A006
- F023H25A012
- F023H25A018
- F023H25A030
- F023H25A033
- 1-10V
- F023H25B001
- F023H25B006
- F023H25B012
- F023H25B018
- F023H25B030
- F023H25B033
- Dali
- F023H25D001
- F023H25D006
- F023H25D012
- F023H25D018
- F023H25D030
- F023H25D033

3000K

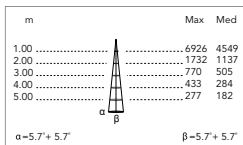
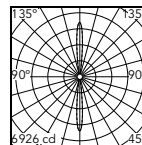
Non Dimmable

- F023H35A001
- F023H35A006
- F023H35A012
- F023H35A018
- F023H35A030
- F023H35A033
- 1-10V
- F023H35B001
- F023H35B006
- F023H35B012
- F023H35B018
- F023H35B030
- F023H35B033
- Dali
- F023H35D001
- F023H35D006
- F023H35D012
- F023H35D018
- F023H35D030
- F023H35D033

4000K

Non Dimmable

- F023H45A001
- F023H45A006
- F023H45A012
- F023H45A018
- F023H45A030
- F023H45A033
- 1-10V
- F023H45B001
- F023H45B006
- F023H45B012
- F023H45B018
- F023H45B030
- F023H45B033
- Dali
- F023H45D001
- F023H45D006
- F023H45D012
- F023H45D018
- F023H45D030
- F023H45D033



@3000K

Optic Medium

Power Led: 12W - 2x543 lm ≠ FIXT 2x319 lm - 2700K/CRI>80 - 220-240V / 12W - 2x570 lm ≠ FIXT 2x367 lm - 3000K/CRI>80 - 220-240V / 12W - 2x597 lm ≠ FIXT 2x402 lm - 4000/CRI>80 - 220-240V

2700K

Non Dimmable

- F023H26A001
- F023H26A006
- F023H26A012
- F023H26A018
- F023H26A030
- F023H26A033
- 1-10V
- F023H26B001
- F023H26B006
- F023H26B012
- F023H26B018
- F023H26B030
- F023H26B033
- Dali
- F023H26D001
- F023H26D006
- F023H26D012
- F023H26D018
- F023H26D030
- F023H26D033

3000K

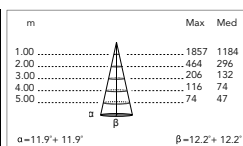
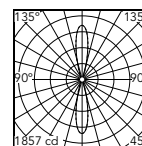
Non Dimmable

- F023H36A001
- F023H36A006
- F023H36A012
- F023H36A018
- F023H36A030
- F023H36A033
- 1-10V
- F023H36B001
- F023H36B006
- F023H36B012
- F023H36B018
- F023H36B030
- F023H36B033
- Dali
- F023H36D001
- F023H36D006
- F023H36D012
- F023H36D018
- F023H36D030
- F023H36D033

4000K

Non Dimmable

- F023H46A001
- F023H46A006
- F023H46A012
- F023H46A018
- F023H46A030
- F023H46A033
- 1-10V
- F023H46B001
- F023H46B006
- F023H46B012
- F023H46B018
- F023H46B030
- F023H46B033
- Dali
- F023H46D001
- F023H46D006
- F023H46D012
- F023H46D018
- F023H46D030
- F023H46D033



@3000K

* Dati tecnici preliminari. / Preliminary technical specs.

Optic Flood

Power Led: 12W - 2x543 lm ≠ FIXT 2x311 lm - 2700K/CRI>80 - 220-240V / 12W - 2x570 lm ≠ FIXT 2x325 lm - 3000K/CRI>80 - 220-240V /
12W - 2x597 lm ≠ FIXT 2x356 lm - 4000/CRI>80 - 220-240V

2700K

Non Dimmable

- F023H27A001
- F023H27A006
- F023H27A012
- F023H27A018
- F023H27A030
- F023H27A033

1-10V

- F023H27B001
- F023H27B006
- F023H27B012
- F023H27B018
- F023H27B030
- F023H27B033

Dali

- F023H27D001
- F023H27D006
- F023H27D012
- F023H27D018
- F023H27D030
- F023H27D033

3000K

Non Dimmable

- F023H37A001
- F023H37A006
- F023H37A012
- F023H37A018
- F023H37A030
- F023H37A033

1-10V

- F023H37B001
- F023H37B006
- F023H37B012
- F023H37B018
- F023H37B030
- F023H37B033

Dali

- F023H37D001
- F023H37D006
- F023H37D012
- F023H37D018
- F023H37D030
- F023H37D033

4000K

Non Dimmable

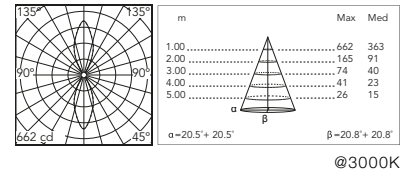
- F023H47A001
- F023H47A006
- F023H47A012
- F023H47A018
- F023H47A030
- F023H47A033

1-10V

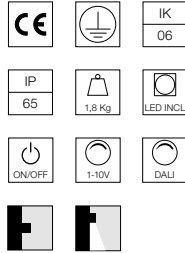
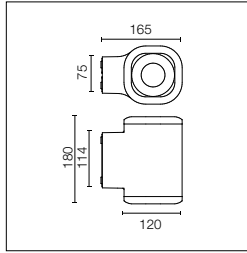
- F023H47B001
- F023H47B006
- F023H47B012
- F023H47B018
- F023H47B030
- F023H47B033

Dali

- F023H47D001
- F023H47D006
- F023H47D012
- F023H47D018
- F023H47D030
- F023H47D033



Pointbreak Wall 2 Down



Sorgente luminosa a LED inclusa. Alimentazione elettrica 220-240V ON/OFF e dimmerabile 1-10V o DALI integrata. Dotato di doppio passacavo per collegamento entra-escei.
A richiesta versione monoemissione verso l'alto/Up.

LED light source included. Integrated 220-240V ON/OFF and 1-10V/DALI dimmable electrical power. Equipped with double cable gland for inlet and outlet connection.
Upwards, single emission version, available upon request.

2200K disponibile su richiesta.

2200K available on request.

Optic Spot

Power Led: 17W - 1890 lm ≠ FIXT 1108 lm - 2700K/CRI>80 - 220-240V / 17W - 1960 lm ≠ FIXT 1149 lm - 3000K/CRI>80 - 220-240V / 17W - 2030 lm ≠ FIXT 1190 lm - 4000/CRI>80 - 220-240V

2700K

Non Dimmable

- F023J21A001
- F023J21A006
- F023J21A012
- F023J21A018
- F023J21A030
- F023J21A033
- 1-10V
- F023J21B001
- F023J21B006
- F023J21B012
- F023J21B018
- F023J21B030
- F023J21B033
- Dali
- F023J21D001
- F023J21D006
- F023J21D012
- F023J21D018
- F023J21D030
- F023J21D033

3000K

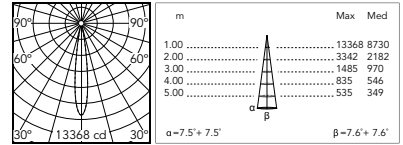
Non Dimmable

- F023J31A001
- F023J31A006
- F023J31A012
- F023J31A018
- F023J31A030
- F023J31A033
- 1-10V
- F023J31B001
- F023J31B006
- F023J31B012
- F023J31B018
- F023J31B030
- F023J31B033
- Dali
- F023J31D001
- F023J31D006
- F023J31D012
- F023J31D018
- F023J31D030
- F023J31D033

4000K

Non Dimmable

- F023J41A001
- F023J41A006
- F023J41A012
- F023J41A018
- F023J41A030
- F023J41A033
- 1-10V
- F023J41B001
- F023J41B006
- F023J41B012
- F023J41B018
- F023J41B030
- F023J41B033
- Dali
- F023J41D001
- F023J41D006
- F023J41D012
- F023J41D018
- F023J41D030
- F023J41D033



@3000K

Optic Medium

Power Led: 17W - 1890 lm ≠ FIXT 1215 lm - 2700K/CRI>80 - 220-240V / 17W - 1960 lm ≠ FIXT 1260 lm - 3000K/CRI>80 - 220-240V / 17W - 2030 lm ≠ FIXT 1305 lm - 4000/CRI>80 - 220-240V

2700K

Non Dimmable

- F023J22A001
- F023J22A006
- F023J22A012
- F023J22A018
- F023J22A030
- F023J22A033
- 1-10V
- F023J22B001
- F023J22B006
- F023J22B012
- F023J22B018
- F023J22B030
- F023J22B033
- Dali
- F023J22D001
- F023J22D006
- F023J22D012
- F023J22D018
- F023J22D030
- F023J22D033

3000K

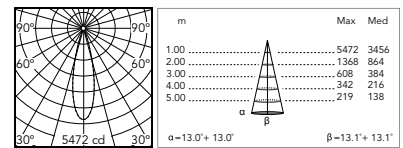
Non Dimmable

- F023J32A001
- F023J32A006
- F023J32A012
- F023J32A018
- F023J32A030
- F023J32A033
- 1-10V
- F023J32B001
- F023J32B006
- F023J32B012
- F023J32B018
- F023J32B030
- F023J32B033
- Dali
- F023J32D001
- F023J32D006
- F023J32D012
- F023J32D018
- F023J32D030
- F023J32D033

4000K

Non Dimmable

- F023J42A001
- F023J42A006
- F023J42A012
- F023J42A018
- F023J42A030
- F023J42A033
- 1-10V
- F023J42B001
- F023J42B006
- F023J42B012
- F023J42B018
- F023J42B030
- F023J42B033
- Dali
- F023J42D001
- F023J42D006
- F023J42D012
- F023J42D018
- F023J42D030
- F023J42D033



@3000K

* Dati tecnici preliminari. / Preliminary technical specs.

Optic Flood

Power Led: 17W - 1890 lm ≠ FIXT 1222 lm - 2700K/CRI>80 - 220-240V / 17W - 1960 lm ≠ FIXT 1267 lm - 3000K/CRI>80 - 220-240V / 17W - 2030 lm ≠ FIXT 1311 lm - 4000/CRI>80 - 220-240V

2700K

Non Dimmable

- F023J23A001
- F023J23A006
- F023J23A012
- F023J23A018
- F023J23A030
- F023J23A033

1-10V

- F023J23B001
- F023J23B006
- F023J23B012
- F023J23B018
- F023J23B030
- F023J23B033

Dali

- F023J23D001
- F023J23D006
- F023J23D012
- F023J23D018
- F023J23D030
- F023J23D033

3000K

Non Dimmable

- F023J33A001
- F023J33A006
- F023J33A012
- F023J33A018
- F023J33A030
- F023J33A033

1-10V

- F023J33B001
- F023J33B006
- F023J33B012
- F023J33B018
- F023J33B030
- F023J33B033

Dali

- F023J33D001
- F023J33D006
- F023J33D012
- F023J33D018
- F023J33D030
- F023J33D033

4000K

Non Dimmable

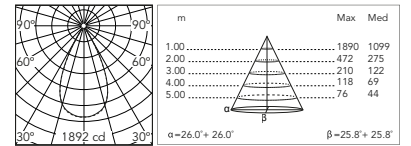
- F023J43A001
- F023J43A006
- F023J43A012
- F023J43A018
- F023J43A030
- F023J43A033

1-10V

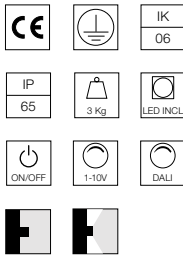
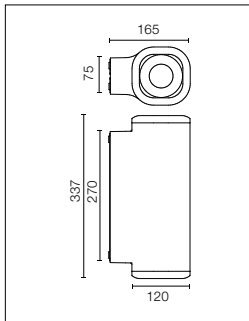
- F023J43B001
- F023J43B006
- F023J43B012
- F023J43B018
- F023J43B030
- F023J43B033

Dali

- F023J43D001
- F023J43D006
- F023J43D012
- F023J43D018
- F023J43D030
- F023J43D033



* Dati tecnici preliminari. / Preliminary technical specs.



Sorgente luminosa a LED inclusa. Alimentazione elettrica 220-240V ON/OFF e dimmerabile 1-10V o DALI integrata. Dotato di doppio passacavo per collegamento entra-escei.
A richiesta versione monoemissione verso l'alto o monoemissione verso il basso.

LED light source included. Integrated 220-240V ON/OFF and 1-10V/DALI dimmable electrical power. Equipped with double cable gland for inlet and outlet connection.
Upon request: Single upwards emission or single downwards emission.

2200K disponibile su richiesta.

2200K available on request.

Optic Spot

Power Led: 32W - 2x1890 lm ≠ FIXT 2x1108 lm - 2700K/CRI>80 - 220-240V / 32W - 2x1960 lm ≠ FIXT 2x1149 lm - 3000K/CRI>80 - 220-240V / 32W - 2x2030 lm ≠ FIXT 2x1190 lm - 4000/CRI>80 - 220-240V

2700K

Non Dimmable

- F023J25A001
- F023J25A006
- F023J25A012
- F023J25A018
- F023J25A030
- F023J25A033
- 1-10V
- F023J25B001
- F023J25B006
- F023J25B012
- F023J25B018
- F023J25B030
- F023J25B033
- Dali
- F023J25D001
- F023J25D006
- F023J25D012
- F023J25D018
- F023J25D030
- F023J25D033

3000K

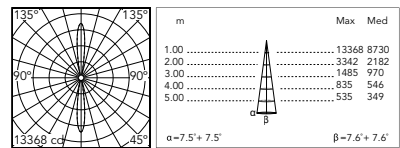
Non Dimmable

- F023J35A001
- F023J35A006
- F023J35A012
- F023J35A018
- F023J35A030
- F023J35A033
- 1-10V
- F023J35B001
- F023J35B006
- F023J35B012
- F023J35B018
- F023J35B030
- F023J35B033
- Dali
- F023J35D001
- F023J35D006
- F023J35D012
- F023J35D018
- F023J35D030
- F023J35D033

4000K

Non Dimmable

- F023J45A001
- F023J45A006
- F023J45A012
- F023J45A018
- F023J45A030
- F023J45A033
- 1-10V
- F023J45B001
- F023J45B006
- F023J45B012
- F023J45B018
- F023J45B030
- F023J45B033
- Dali
- F023J45D001
- F023J45D006
- F023J45D012
- F023J45D018
- F023J45D030
- F023J45D033



@3000K

Optic Medium

Power Led: 32W - 2x1890 lm ≠ FIXT 2x1215 lm - 2700K/CRI>80 - 220-240V / 32W - 2x1960 lm ≠ FIXT 2x1260 lm - 3000K/CRI>80 - 220-240V / 32W - 2x2030 lm ≠ FIXT 2x1305 lm - 4000/CRI>80 - 220-240V

2700K

Non Dimmable

- F023J26A001
- F023J26A006
- F023J26A012
- F023J26A018
- F023J26A030
- F023J26A033
- 1-10V
- F023J26B001
- F023J26B006
- F023J26B012
- F023J26B018
- F023J26B030
- F023J26B033
- Dali
- F023J26D001
- F023J26D006
- F023J26D012
- F023J26D018
- F023J26D030
- F023J26D033

3000K

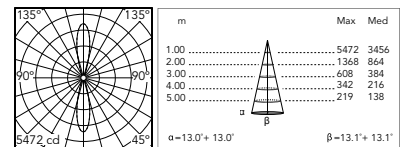
Non Dimmable

- F023J36A001
- F023J36A006
- F023J36A012
- F023J36A018
- F023J36A030
- F023J36A033
- 1-10V
- F023J36B001
- F023J36B006
- F023J36B012
- F023J36B018
- F023J36B030
- F023J36B033
- Dali
- F023J36D001
- F023J36D006
- F023J36D012
- F023J36D018
- F023J36D030
- F023J36D033

4000K

Non Dimmable

- F023J46A001
- F023J46A006
- F023J46A012
- F023J46A018
- F023J46A030
- F023J46A033
- 1-10V
- F023J46B001
- F023J46B006
- F023J46B012
- F023J46B018
- F023J46B030
- F023J46B033
- Dali
- F023J46D001
- F023J46D006
- F023J46D012
- F023J46D018
- F023J46D030
- F023J46D033



@3000K

* Dati tecnici preliminari. / Preliminary technical specs.

Optic Flood

Power Led: 32W - 2x1890 lm ≠ FIXT 2x1222 lm - 2700K/CRI>80 - 220-240V / 32W - 2x1960 lm ≠ FIXT 2x1267 lm - 3000K/CRI>80 - 220-240V / 32W - 2x2030 lm ≠ FIXT 2x1311 lm - 4000K/CRI>80 - 220-240V

2700K

Non Dimmable

- F023J27A001
- F023J27A006
- F023J27A012
- F023J27A018
- F023J27A030
- F023J27A033
- 1-10V
- F023J27B001
- F023J27B006
- F023J27B012
- F023J27B018
- F023J27B030
- F023J27B033
- Dali
- F023J27D001
- F023J27D006
- F023J27D012
- F023J27D018
- F023J27D030
- F023J27D033

3000K

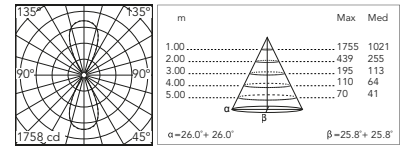
Non Dimmable

- F023J37A001
- F023J37A006
- F023J37A012
- F023J37A018
- F023J37A030
- F023J37A033
- 1-10V
- F023J37B001
- F023J37B006
- F023J37B012
- F023J37B018
- F023J37B030
- F023J37B033
- Dali
- F023J37D001
- F023J37D006
- F023J37D012
- F023J37D018
- F023J37D030
- F023J37D033

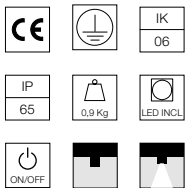
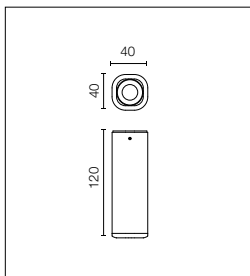
4000K

Non Dimmable

- F023J47A001
- F023J47A006
- F023J47A012
- F023J47A018
- F023J47A030
- F023J47A033
- 1-10V
- F023J47B001
- F023J47B006
- F023J47B012
- F023J47B018
- F023J47B030
- F023J47B033
- Dali
- F023J47D001
- F023J47D006
- F023J47D012
- F023J47D018
- F023J47D030
- F023J47D033



* Dati tecnici preliminari. / Preliminary technical specs.



Sorgente luminosa a LED inclusa. Alimentazione elettrica 220-240V ON/OFF integrata. Dotato di passacavo IP65 in gomma e morsetti a 2 poli a connessione rapida.

LED light source included. Integrated 220-240V ON/OFF electrical power. Equipped with IP65 rubber grommet and 2-pole quick-connect terminals.

2200K disponibile su richiesta.

2200K available on request.

Optic Spot

Power LED: 2,1W - 139 lm ≠ *FIXT 101 lm - 2700K/CRI>80 - 220-240V / 2,1W - 149 lm ≠ *FIXT 104 lm - 3000K/CRI>80 - 220-240V / 2,1W - 154 lm ≠ *FIXT 108 lm - 4000/CRI>80 - 220-240V
 *FIXT lm = Spot Optic

2700K

Non Dimmable

- F023K21A001
- F023K21A006
- F023K21A012
- F023K21A018
- F023K21A030
- F023K21A033

3000K

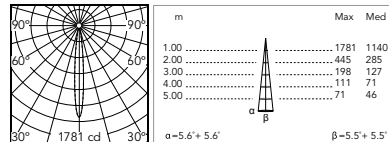
Non Dimmable

- F023K31A001
- F023K31A006
- F023K31A012
- F023K31A018
- F023K31A030
- F023K31A033

4000K

Non Dimmable

- F023K41A001
- F023K41A006
- F023K41A012
- F023K41A018
- F023K41A030
- F023K41A033



@3000K

Optic Medium

Power LED: 2,1W - 139 lm ≠ *FIXT 102 lm - 2700K/CRI>80 - 220-240V / 2,1W - 149 lm ≠ *FIXT 106 lm - 3000K/CRI>80 - 220-240V / 2,1W - 154 lm ≠ *FIXT 110 lm - 4000/CRI>80 - 220-240V
 *FIXT lm = Spot Optic

2700K

Non Dimmable

- F023K22A001
- F023K22A006
- F023K22A012
- F023K22A018
- F023K22A030
- F023K22A033

3000K

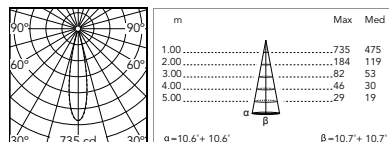
Non Dimmable

- F023K32A001
- F023K32A006
- F023K32A012
- F023K32A018
- F023K32A030
- F023K32A033

4000K

Non Dimmable

- F023K42A001
- F023K42A006
- F023K42A012
- F023K42A018
- F023K42A030
- F023K42A033



@3000K

Optic Flood

Power LED: 2,1W - 139 lm ≠ *FIXT 101 lm - 2700K/CRI>80 - 220-240V / 2,1W - 149 lm ≠ *FIXT 104 lm - 3000K/CRI>80 - 220-240V / 2,1W - 154 lm ≠ *FIXT 108 lm - 4000/CRI>80 - 220-240V
 *FIXT lm = Spot Optic

2700K

Non Dimmable

- F023K23A001
- F023K23A006
- F023K23A012
- F023K23A018
- F023K23A030
- F023K23A033

3000K

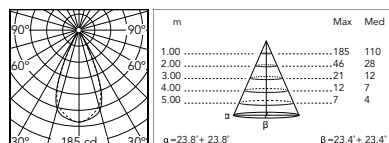
Non Dimmable

- F023K33A001
- F023K33A006
- F023K33A012
- F023K33A018
- F023K33A030
- F023K33A033

4000K

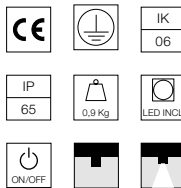
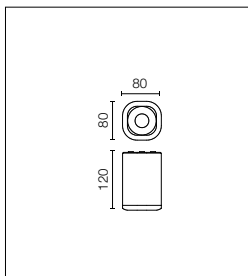
Non Dimmable

- F023K43A001
- F023K43A006
- F023K43A012
- F023K43A018
- F023K43A030
- F023K43A033



@3000K

* Dati tecnici preliminari. / Preliminary technical specs.



Sorgente luminosa a LED inclusa. Alimentazione elettrica 220-240V ON/OFF integrata. Dotato di doppio passacavo per collegamento entra-esce.

LED light source included. Integrated 220-240V ON/OFF electrical power. Equipped with double cable gland for inlet and outlet connection.

Optic Spot

Power LED: 5,5W - 543 lm ≠ FIXT 319 lm - 2700K/CRI>80 - 220-240V / 5,5W - 570 lm ≠ FIXT 335 lm - 3000K/CRI>80 - 220-240V / 5,5W - 597 lm ≠ FIXT 367 lm - 4000/CRI>80 - 220-240V

2700K

Non Dimmable

- F023L21A001
- F023L21A006
- F023L21A012
- F023L21A018
- F023L21A030
- F023L21A033

3000K

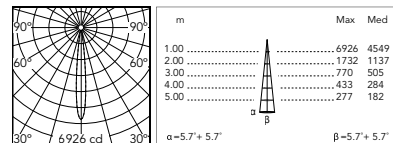
Non Dimmable

- F023L31A001
- F023L31A006
- F023L31A012
- F023L31A018
- F023L31A030
- F023L31A033

4000K

Non Dimmable

- F023L41A001
- F023L41A006
- F023L41A012
- F023L41A018
- F023L41A030
- F023L41A033



@3000K

Optic Medium

Power LED: 5,5W - 543 lm ≠ FIXT 350 lm - 2700K/CRI>80 - 220-240V / 5,5W - 570 lm ≠ FIXT 367 lm - 3000K/CRI>80 - 220-240V / 5,5W - 597 lm ≠ FIXT 402 lm - 4000/CRI>80 - 220-240V

2700K

Non Dimmable

- F023L22A001
- F023L22A006
- F023L22A012
- F023L22A018
- F023L22A030
- F023L22A033

3000K

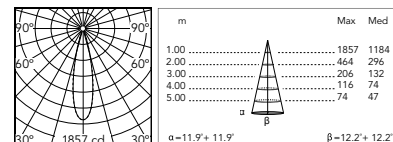
Non Dimmable

- F023L32A001
- F023L32A006
- F023L32A012
- F023L32A018
- F023L32A030
- F023L32A033

4000K

Non Dimmable

- F023L42A001
- F023L42A006
- F023L42A012
- F023L42A018
- F023L42A030
- F023L42A033



@3000K

Optic Flood

Power LED: 5,5W - 543 lm ≠ FIXT 311 lm - 2700K/CRI>80 - 220-240V / 5,5W - 570 lm ≠ FIXT 325 lm - 3000K/CRI>80 - 220-240V / 5,5W - 597 lm ≠ FIXT 356 lm - 4000/CRI>80 - 220-240V

2700K

Non Dimmable

- F023L23A001
- F023L23A006
- F023L23A012
- F023L23A018
- F023L23A030
- F023L23A033

3000K

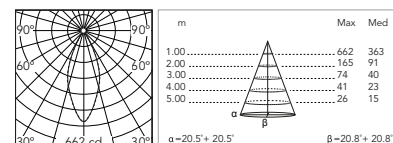
Non Dimmable

- F023L33A001
- F023L33A006
- F023L33A012
- F023L33A018
- F023L33A030
- F023L33A033

4000K

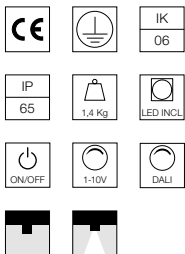
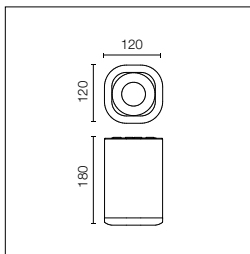
Non Dimmable

- F023L43A001
- F023L43A006
- F023L43A012
- F023L43A018
- F023L43A030
- F023L43A033



@3000K

* Dati tecnici preliminari. / Preliminary technical specs.



Sorgente luminosa a LED inclusa. Alimentazione elettrica 220-240V ON/OFF e dimmerabile 1-10V o DALI integrata. Dotato di doppio passacavo per collegamento entra-esce.

LED light source included. Integrated 220-240V ON/OFF and 1-10V/DALI dimmable electrical power. Equipped with double cable gland for inlet and outlet connection.

2200K disponibile su richiesta.

2200K available on request.

Optic Spot

Power Led: 17W - 1890 lm ≠ FIXT 1108 lm - 2700K/CRI>80 - 220-240V / 17W - 1960 lm ≠ FIXT 1149 lm - 3000K/CRI>80 - 220-240V / 17W - 2030 lm ≠ FIXT 1190 lm - 4000/CRI>80 - 220-240V

2700K

Non Dimmable

- F023M21A001
- F023M21A006
- F023M21A012
- F023M21A018
- F023M21A030
- F023M21A033
- 1-10V
- F023M21B001
- F023M21B006
- F023M21B012
- F023M21B018
- F023M21B030
- F023M21B033
- Dali
- F023M21D001
- F023M21D006
- F023M21D012
- F023M21D018
- F023M21D030
- F023M21D033

3000K

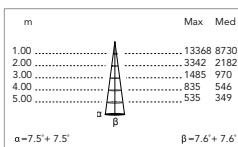
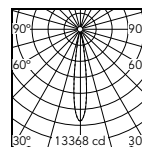
Non Dimmable

- F023M31A001
- F023M31A006
- F023M31A012
- F023M31A018
- F023M31A030
- F023M31A033
- 1-10V
- F023M31B001
- F023M31B006
- F023M31B012
- F023M31B018
- F023M31B030
- F023M31B033
- Dali
- F023M31D001
- F023M31D006
- F023M31D012
- F023M31D018
- F023M31D030
- F023M31D033

4000K

Non Dimmable

- F023M41A001
- F023M41A006
- F023M41A012
- F023M41A018
- F023M41A030
- F023M41A033
- 1-10V
- F023M41B001
- F023M41B006
- F023M41B012
- F023M41B018
- F023M41B030
- F023M41B033
- Dali
- F023M41D001
- F023M41D006
- F023M41D012
- F023M41D018
- F023M41D030
- F023M41D033



@3000K

Optic Medium

Power Led: 17W - 1890 lm ≠ FIXT 1215 lm - 2700K/CRI>80 - 220-240V / 17W - 1960 lm ≠ FIXT 1260 - 3000K/CRI>80 - 220-240V / 17W - 2030 lm ≠ FIXT 1305 lm - 4000/CRI>80 - 220-240V

2700K

Non Dimmable

- F023M22A001
- F023M22A006
- F023M22A012
- F023M22A018
- F023M22A030
- F023M22A033
- 1-10V
- F023M22B001
- F023M22B006
- F023M22B012
- F023M22B018
- F023M22B030
- F023M22B033
- Dali
- F023M22D001
- F023M22D006
- F023M22D012
- F023M22D018
- F023M22D030
- F023M22D033

3000K

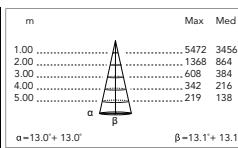
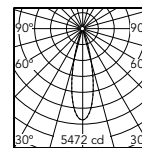
Non Dimmable

- F023M32A001
- F023M32A006
- F023M32A012
- F023M32A018
- F023M32A030
- F023M32A033
- 1-10V
- F023M32B001
- F023M32B006
- F023M32B012
- F023M32B018
- F023M32B030
- F023M32B033
- Dali
- F023M32D001
- F023M32D006
- F023M32D012
- F023M32D018
- F023M32D030
- F023M32D033

4000K

Non Dimmable

- F023M42A001
- F023M42A006
- F023M42A012
- F023M42A018
- F023M42A030
- F023M42A033
- 1-10V
- F023M42B001
- F023M42B006
- F023M42B012
- F023M42B018
- F023M42B030
- F023M42B033
- Dali
- F023M42D001
- F023M42D006
- F023M42D012
- F023M42D018
- F023M42D030
- F023M42D033



@3000K

* Dati tecnici preliminari. / Preliminary technical specs.

Optic Flood

Power Led: 17W - 1890 lm ≠ FIXT 1222 lm - 2700K/CRI>80 - 220-240V / 17W - 1960 lm ≠ FIXT 1267 lm - 3000K/CRI>80 - 220-240V / 17W - 2030 lm ≠ FIXT 1311 lm - 4000/CRI>80 - 220-240V

2700K

Non Dimmable

- F023M23A001
- F023M23A006
- F023M23A012
- F023M23A018
- F023M23A030
- F023M23A033

1-10V

- F023M23B001
- F023M23B006
- F023M23B012
- F023M23B018
- F023M23B030
- F023M23B033

Dali

- F023M23D001
- F023M23D006
- F023M23D012
- F023M23D018
- F023M23D030
- F023M23D033

3000K

Non Dimmable

- F023M33A001
- F023M33A006
- F023M33A012
- F023M33A018
- F023M33A030
- F023M33A033

1-10V

- F023M33B001
- F023M33B006
- F023M33B012
- F023M33B018
- F023M33B030
- F023M33B033

Dali

- F023M33D001
- F023M33D006
- F023M33D012
- F023M33D018
- F023M33D030
- F023M33D033

4000K

Non Dimmable

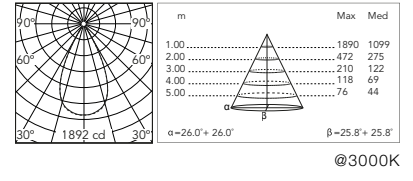
- F023M43A001
- F023M43A006
- F023M43A012
- F023M43A018
- F023M43A030
- F023M43A033

1-10V

- F023M43B001
- F023M43B006
- F023M43B012
- F023M43B018
- F023M43B030
- F023M43B033

Dali

- F023M43D001
- F023M43D006
- F023M43D012
- F023M43D018
- F023M43D030
- F023M43D033



* Dati tecnici preliminari. / Preliminary technical specs.

In Vitro

Designed by Philippe Starck





In Vitro Unplugged



In Vitro Bollard



In Vitro Suspension

Famiglia / Family

In Vitro Unplugged



Led Edge Lighting

2,5W
115 lm - 2700K/CRI 80
124 lm - 3000K/CRI 80

In Vitro Bollard



Led Edge Lighting

11W
667 lm - 2700K/CRI 80
714 lm - 3000K/CRI 80

In Vitro Wall



Led Edge Lighting

11W
667 lm - 2700K/CRI 80
714 lm - 3000K/CRI 80

In Vitro Ceiling



Led Edge Lighting

13W
799 lm - 2700K/CRI 80
855 lm - 3000K/CRI 80

In Vitro Suspension



Led Edge Lighting

13W
799 lm - 2700K/CRI 80
855 lm - 3000K/CRI 80

In Vitro Rod



Led Edge Lighting

13W
799 lm - 2700K/CRI 80
855 lm - 3000K/CRI 80

Colori / Colours



01 White



12 Forest Green



13 Pale Green



18 Deep Brown



25 Terracotta



30 Black



33 Anthracite

Descrizione / Description

Apparecchi di illuminazione per installazione a terra, parete, plafone, sospensione e lampada portatile, a luce diffusa per uso esterno.

Diffusore opalino integrato nella testa e vetro estetico di protezione esterno in borosilicato trasparente.

Le parti strutturali dell'apparecchio sono realizzate in alluminio pressofuso ed estruso trattato con procedimento di conversione chimica al fine di una efficiente resistenza agli agenti atmosferici. Il corpo è verniciato a polvere e disponibile in varie finiture.

Sorgente luminosa a LED integrata con tecnologia ottica Edge Lighting per garantire una perfetta uniformità luminosa. Driver integrato nel corpo dell'apparecchio disponibile per controllo ON/OFF e dimmerabile.

La versione bollard è fornita con un connettore stagno per il collegamento alla rete elettrica. L'apparecchio è installabile su qualsiasi pavimento per mezzo di tasselli da scegliersi a cura dell'installatore in funzione della tipologia di superficie. Disponibile come accessorio da ordinare separatamente la cassaforma per l'installazione su una pavimentazione da gettare con plinto di cemento.

La versione unplugged è dotata di pratica maniglia colorata in silicone e facilmente ricaricabile tramite cavo Micro USB-C di 120 cm di lunghezza. Il driver dimmerabile è alloggiato nel corpo dell'apparecchio con sistema touch-dimm integrato accessibile tramite sensore ottico posizionato sulla testa. Attraverso un semplice tocco è possibile regolare l'intensità luminosa della lampada in 4 step di dimmerazione, garantendo un'emissione continua fino a 6 ore.

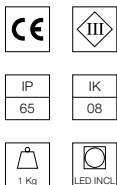
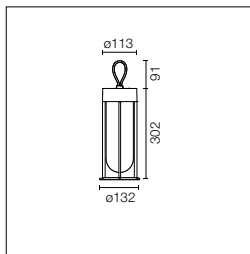
Luminaires for floor, wall and suspended installation, and portable luminaire, with diffused light for outdoor use. Opalescent diffuser integrated in the head and external transparent borosilicate safety glass.

The structural parts of the luminaire are made of extruded die-cast aluminum, treated with a chemical conversion procedure to ensure effective resistance to atmospheric conditions. The body is powder coated and comes in various finishes.

Integrated LED light source with Edge Lighting optical technology to ensure perfect light uniformity. Driver integrated in the luminaire body available for ON/OFF and dimmable control.

Bollard version comes with a watertight plug for power supply connection. The luminaire may be installed on any type of flooring using anchors, to be selected by the installer depending on the type of surface. Accessory box for installation on flooring to be concreted sold separately.

Unplugged version is equipped with a practical, colored silicone handle and is easily recharged with a 120cm long Micro USB-C cable. Dimmable driver in the body of the luminaire with an integrated touch-dim system, accessible through an optical switch sensor located on the head. With a simple touch, light intensity can be adjusted through a 4-step dimming function, ensuring a continuous emission for up to 6 hours.



Versione portatile dotata di maniglia per il trasporto. Driver Dimmerabile 5/100÷240V/50-60Hz integrato nel corpo dell'apparecchio con sensore ottico touch sulla testa con regolazione dell'intensità luminosa in 4 step di dimmerazione: 100%-50%-3%-OFF. Ricaricabile tramite cavo Micro USB-C di 120 cm di lunghezza che garantisce un'emissione continua fino a 6 ore. Caricatore con prese intercambiabili EUR, UK, USA.

Portable version equipped with a carrying handle. Adjustable driver 5/100÷240V/50-60Hz integrated in the body of the luminaire with optical switch sensor on the head and with a 4-step dimming function: 100%-50%-3%-OFF. Rechargeable with a 120cm long Micro USB-C cable ensuring continuous emission for up to 6 hours. Charger with interchangeable EUR, UK and USA plugs.

Led Edge Lighting: 2,5W - 182 lm ≠ FIXT 115 lm - 2700K/CRI 90 - 100-240V/V5 / 2,5W - 195 lm ≠ FIXT 124 lm - 3000K/CRI 90 - 100-240V/V5

2700K

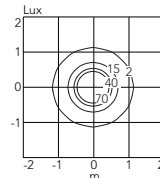
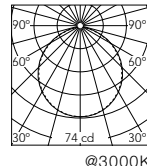
Touch Dimm

- F018E21K001
- F018E21K012
- F018E21K013
- F018E21K018
- F018E21K025
- F018E21K030
- F018E21K033

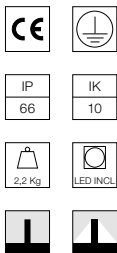
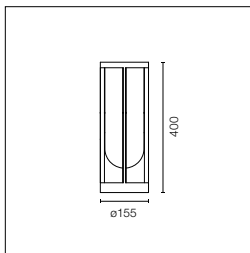
3000K

Touch Dimm

- F018E31K001
- F018E31K012
- F018E31K013
- F018E31K018
- F018E31K025
- F018E31K030
- F018E31K033



In Vitro Bollard 1



Alimentazione elettrica ON/OFF o dimmerabile 220-240V integrata. L'apparecchio è fornito con un connettore stagno per il collegamento alla rete elettrica. L'apparecchio è installabile su qualsiasi pavimento per mezzo di tasselli. Cassaforma per l'installazione su pavimentazione da gettare con plinto di cemento da ordinare separatamente.

Integrated 220-240V ON/OFF or dimmable electrical power. The unit comes with a watertight plug for connection to the electrical network. The device may be installed on any flooring with anchors. Box for installation on flooring laid over concrete sold separately.

Led Edge Lighting: 11W - 1150 lm ≠ FIXT 667 lm - 2700K/CRI 80 - 220-240V / 11W - 1230 lm ≠ FIXT 714 lm - 3000K/CRI 80 - 220-240V

2700K

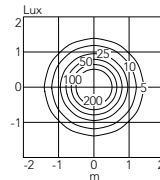
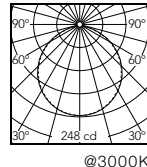
Non Dimmable

- F018A21A001
- F018A21A012
- F018A21A013
- F018A21A018
- F018A21A025
- F018A21A030
- F018A21A033
- 1-10V
- F018A21B001
- F018A21B012
- F018A21B013
- F018A21B018
- F018A21B025
- F018A21B030
- F018A21B033
- Dali
- F018A21D001
- F018A21D012
- F018A21D013
- F018A21D018
- F018A21D025
- F018A21D030
- F018A21D033

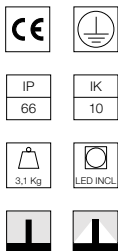
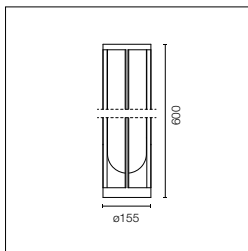
3000K

Non Dimmable

- F018A31A001
- F018A31A012
- F018A31A013
- F018A31A018
- F018A31A025
- F018A31A030
- F018A31A033
- 1-10V
- F018A31B001
- F018A31B012
- F018A31B013
- F018A31B018
- F018A31B025
- F018A31B030
- F018A31B033
- Dali
- F018A31D001
- F018A31D012
- F018A31D013
- F018A31D018
- F018A31D025
- F018A31D030
- F018A31D033



In Vitro Bollard 2



Alimentazione elettrica ON/OFF o dimmerabile 220-240V integrata. L'apparecchio è fornito con un connettore stagno per il collegamento alla rete elettrica. L'apparecchio è installabile su qualsiasi pavimento per mezzo di tasselli. Cassaforma per l'installazione su pavimentazione da gettare con plinto di cemento da ordinare separatamente.

Integrated 220–240V ON/OFF or dimmable electrical power. The unit comes with a watertight plug for connection to the electrical network. The device may be installed on any flooring with anchors. Box for installation on flooring laid over concrete sold separately.

Led Edge Lighting: 11W - 1150 lm ≠ FIXT 667 lm - 2700K/CRI 80 - 220-240V / 11W - 1230 lm ≠ FIXT 714 lm - 3000K/CRI 80 - 220-240V

2700K

Non Dimmable

- F018A22A001
- F018A22A012
- F018A22A013
- F018A22A018
- F018A22A025
- F018A22A030
- F018A22A033

1-10V

- F018A22B001
- F018A22B012
- F018A22B013
- F018A22B018
- F018A22B025
- F018A22B030
- F018A22B033

Dali

- F018A22D001
- F018A22D012
- F018A22D013
- F018A22D018
- F018A22D025
- F018A22D030
- F018A22D033

3000K

Non Dimmable

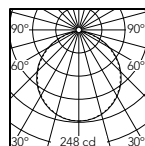
- F018A32A001
- F018A32A012
- F018A32A013
- F018A32A018
- F018A32A025
- F018A32A030
- F018A32A033

1-10V

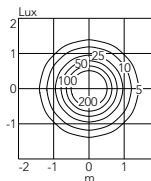
- F018A32B001
- F018A32B012
- F018A32B013
- F018A32B018
- F018A32B025
- F018A32B030
- F018A32B033

Dali

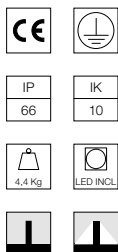
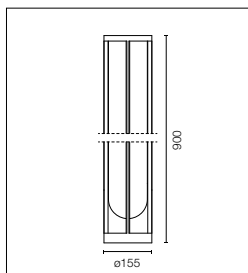
- F018A32D001
- F018A32D012
- F018A32D013
- F018A32D018
- F018A32D025
- F018A32D030
- F018A32D033



@3000K



In Vitro Bollard 3



Alimentazione elettrica ON/OFF o dimmerabile 220-240V integrata. L'apparecchio è fornito con un connettore stagno per il collegamento alla rete elettrica. L'apparecchio è installabile su qualsiasi pavimento per mezzo di tasselli. Cassaforma per l'installazione su pavimentazione da gettare con plinto di cemento da ordinare separatamente.

Integrated 220–240V ON/OFF or dimmable electrical power. The unit comes with a watertight plug for connection to the electrical network. The device may be installed on any flooring with anchors. Box for installation on flooring laid over concrete sold separately.

Led Edge Lighting: 11W - 1150 lm ≠ FIXT 667 lm - 2700K/CRI 80 - 220-240V / 11W - 1230 lm ≠ FIXT 714 lm - 3000K/CRI 80 - 220-240V

2700K

Non Dimmable

- F018A23A001
- F018A23A012
- F018A23A013
- F018A23A018
- F018A23A025
- F018A23A030
- F018A23A033

1-10V

- F018A23B001
- F018A23B012
- F018A23B013
- F018A23B018
- F018A23B025
- F018A23B030
- F018A23B033

Dali

- F018A23D001
- F018A23D012
- F018A23D013
- F018A23D018
- F018A23D025
- F018A23D030
- F018A23D033

3000K

Non Dimmable

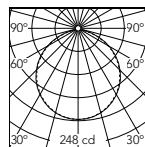
- F018A33A001
- F018A33A012
- F018A33A013
- F018A33A018
- F018A33A025
- F018A33A030
- F018A33A033

1-10V

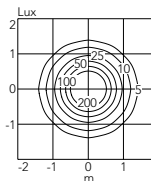
- F018A33B001
- F018A33B012
- F018A33B013
- F018A33B018
- F018A33B025
- F018A33B030
- F018A33B033

Dali

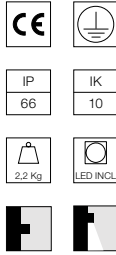
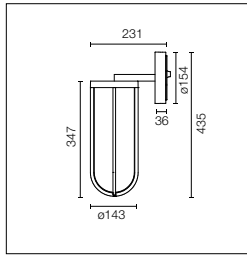
- F018A33D001
- F018A33D012
- F018A33D013
- F018A33D018
- F018A33D025
- F018A33D030
- F018A33D033



@3000K



In Vitro Wall



Attacco a parete. Sorgente luminosa inclusa. Alimentazione elettrica ON/OFF o dimmerabile 220-240V integrata.

Wall mount. Light source included. Integrated 220-240V ON/OFF or dimmable electrical power.

Led Edge Lighting: 11W - 1150 lm ≠ FIXT 667 lm - 2700K/CRI 80 - 220-240V / 11W - 1230 lm ≠ FIXT 714 lm - 3000K/CRI 80 - 220-240V

2700K

Non Dimmable

- F018B22A001
- F018B22A012
- F018B22A013
- F018B22A018
- F018B22A025
- F018B22A030
- F018B22A033

1-10V

- F018B22B001
- F018B22B012
- F018B22B013
- F018B22B018
- F018B22B025
- F018B22B030
- F018B22B033

Dali

- F018B22D001
- F018B22D012
- F018B22D013
- F018B22D018
- F018B22D025
- F018B22D030
- F018B22D033

3000K

Non Dimmable

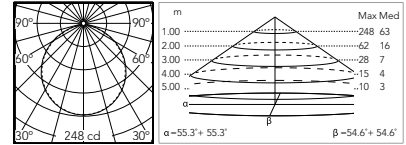
- F018B32A001
- F018B32A012
- F018B32A013
- F018B32A018
- F018B32A025
- F018B32A030
- F018B32A033

1-10V

- F018B32B001
- F018B32B012
- F018B32B013
- F018B32B018
- F018B32B025
- F018B32B030
- F018B32B033

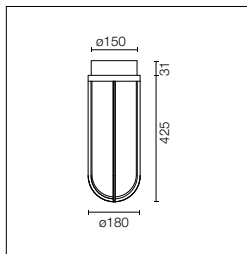
Dali

- F018B32D001
- F018B32D012
- F018B32D013
- F018B32D018
- F018B32D025
- F018B32D030
- F018B32D033



@3000K

In Vitro Ceiling



Sorgente luminosa inclusa. Attacco a soffitto. Alimentazione elettrica ON/OFF o dimmerabile 220-240V inclusa.

Light source included. Ceiling mount. Integrated 220-240V ON/OFF or dimmable electrical power.

Led Edge Lighting: 13W - 1378 lm ≠ FIXT 799 lm - 2700K/CRI 80 - 220-240V / 13W - 1474 lm ≠ FIXT 855 lm - 3000K/CRI 80 - 220-240V

2700K

Non Dimmable

- F018C25A001
- F018C25A012
- F018C25A013
- F018C25A018
- F018C25A025
- F018C25A030
- F018C25A033

1-10V

- F018C25B001
- F018C25B012
- F018C25B013
- F018C25B018
- F018C25B025
- F018C25B030
- F018C25B033

Dali

- F018C25D001
- F018C25D012
- F018C25D013
- F018C25D018
- F018C25D025
- F018C25D030
- F018C25D033

3000K

Non Dimmable

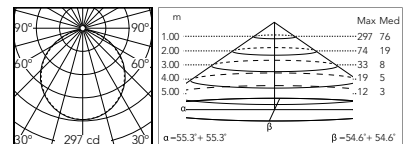
- F018C35A001
- F018C35A012
- F018C35A013
- F018C35A018
- F018C35A025
- F018C35A030
- F018C35A033

1-10V

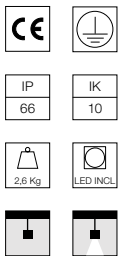
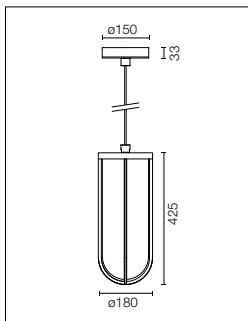
- F018C35B001
- F018C35B012
- F018C35B013
- F018C35B018
- F018C35B025
- F018C35B030
- F018C35B033

Dali

- F018C35D001
- F018C35D012
- F018C35D013
- F018C35D018
- F018C35D025
- F018C35D030
- F018C35D033



@3000K



Installazione a sospensione. Sorgente luminosa inclusa. Alimentazione elettrica ON/OFF o dimmerabile 220-240V integrata all'interno di base a soffitto dedicata. Lunghezza cavo a sospensione 1000 mm.

Hanging version. Light source included. 220-240V ON/OFF or dimmable electrical power integrated within the dedicated ceiling attachment. Hanging cable length 1000 mm.

Led Edge Lighting: 13W - 1378 lm ≠ FIXT 799 lm - 2700K/CRI 80 - 220-240V / 13W - 1474 lm ≠ FIXT 855 lm - 3000K/CRI 80 - 220-240V

2700K

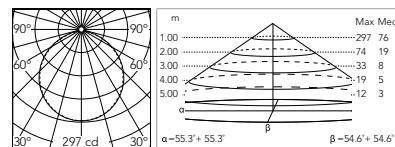
Non Dimmable

- F018D25A001
- F018D25A012
- F018D25A013
- F018D25A018
- F018D25A025
- F018D25A030
- F018D25A033
- 1-10V
- F018D25B001
- F018D25B012
- F018D25B013
- F018D25B018
- F018D25B025
- F018D25B030
- F018D25B033
- Dali
- F018D25D001
- F018D25D012
- F018D25D013
- F018D25D018
- F018D25D025
- F018D25D030
- F018D25D033

3000K

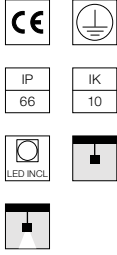
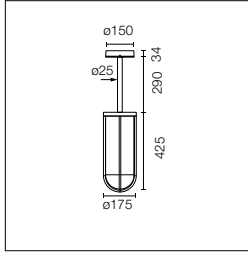
Non Dimmable

- F018D35A001
- F018D35A012
- F018D35A013
- F018D35A018
- F018D35A025
- F018D35A030
- F018D35A033
- 1-10V
- F018D35B001
- F018D35B012
- F018D35B013
- F018D35B018
- F018D35B025
- F018D35B030
- F018D35B033
- Dali
- F018D35D001
- F018D35D012
- F018D35D013
- F018D35D018
- F018D35D025
- F018D35D030
- F018D35D033



@3000K

In Vitro Rod 1



Installazione a tige. Sorgente luminosa inclusa. Alimentazione elettrica ON/OFF o dimmerabile 220-240V integrata all'interno di base a soffitto dedicata. Lunghezza tige 290mm.

Rod installation. Light source is included. Power supply ON/OFF or dimmable 220-240V is integrated within the ceiling base. Length: 290mm.

Led Edge Lighting: 13W - 1378 lm ≠ FIXT 799 lm - 2700K/CRI 80 - 220-240V / 13W - 1474 lm ≠ FIXT 855 lm - 3000K/CRI 80 - 220-240V

2700K

Non Dimmable

- F018F21A001
- F018F21A012
- F018F21A013
- F018F21A018
- F018F21A025
- F018F21A030
- F018F21A033

1-10V

- F018F21B001
- F018F21B012
- F018F21B013
- F018F21B018
- F018F21B025
- F018F21B030
- F018F21B033

Dali

- F018F21D001
- F018F21D012
- F018F21D013
- F018F21D018
- F018F21D025
- F018F21D030
- F018F21D033

3000K

Non Dimmable

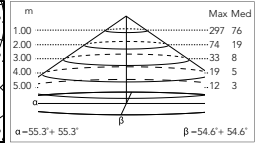
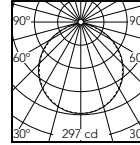
- F018F31A001
- F018F31A012
- F018F31A013
- F018F31A018
- F018F31A025
- F018F31A030
- F018F31A033

1-10V

- F018F31B001
- F018F31B012
- F018F31B013
- F018F31B018
- F018F31B025
- F018F31B030
- F018F31B033

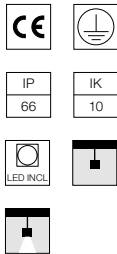
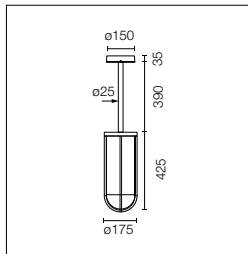
Dali

- F018F31D001
- F018F31D012
- F018F31D013
- F018F31D018
- F018F31D025
- F018F31D030
- F018F31D033



@3000K

In Vitro Rod 2



Installazione a tige. Sorgente luminosa inclusa. Alimentazione elettrica ON/OFF o dimmerabile 220-240V integrata all'interno di base a soffitto dedicata. Lunghezza tige 390mm.

Rod installation. Light source is included. Power supply ON/OFF or dimmable 220-240V is integrated within the ceiling base. Length: 390mm.

Led Edge Lighting: 13W - 1378 lm ≠ FIXT 799 lm - 2700K/CRI 80 - 220-240V / 13W - 1474 lm ≠ FIXT 855 lm - 3000K/CRI 80 - 220-240V

2700K

Non Dimmable

- F018F22A001
- F018F22A012
- F018F22A013
- F018F22A018
- F018F22A025
- F018F22A030
- F018F22A033

1-10V

- F018F22B001
- F018F22B012
- F018F22B013
- F018F22B018
- F018F22B025
- F018F22B030
- F018F22B033

Dali

- F018F22D001
- F018F22D012
- F018F22D013
- F018F22D018
- F018F22D025
- F018F22D030
- F018F22D033

3000K

Non Dimmable

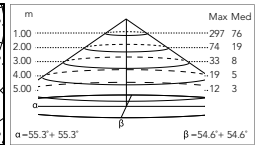
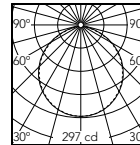
- F018F32A001
- F018F32A012
- F018F32A013
- F018F32A018
- F018F32A025
- F018F32A030
- F018F32A033

1-10V

- F018F32B001
- F018F32B012
- F018F32B013
- F018F32B018
- F018F32B025
- F018F32B030
- F018F32B033

Dali

- F018F32D001
- F018F32D012
- F018F32D013
- F018F32D018
- F018F32D025
- F018F32D030
- F018F32D033



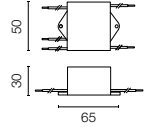
@3000K

In Vitro Bollard

Dispositivo di protezione per il sovraccarico. 275 Vac. Corrente massima di scarica 10KA (8/29us). Massima corrente operativa 5A. Adatto per la connessione in serie. IP66.

Surge protection device. 275Vac. Maximum discharge current 10KA (8/20us). Maximum operating current 5A. Suitable for series connection. IP66.

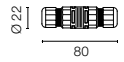
F990E00A000



Sistema di giunzione IP68 H2O Stop anti-condensa a 2 vie 4 poli.

2 way terminal block 4 poles IP68 H2O Stop.

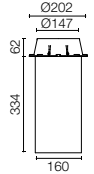
F990C00A000



Cassaforma per l'installazione a terra.

Box for ground installation.

F018Z000000



Mayday Outdoor

Designed by Konstantin Grcic







Famiglia / Family

Mayday Outdoor



Led Retrofit

Max. 10W
2700K/CRI 80
3000K/CRI 80

Colori / Colours



Black



Leaf Green

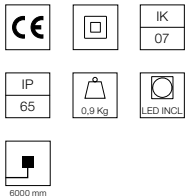
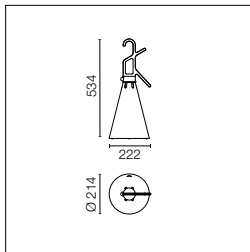


Mustard Yellow

Descrizione / Description

Apparecchio mobile di illuminazione multiuso adatto per installazione in ambienti esterni. Il pratico gancio/maniglia, avente anche la funzione di avvolgicavo, è in polipropilene riciclato caratterizzato nella versione outdoor, oltre che dal classico black, dalle nuance natura leaf green e mustard yellow. La maniglia è completata da un comodo interruttore a pulsante ON/OFF stagno. Il cavo in uscita, bloccato nella maniglia da pressacavo è adatto per ambienti outdoor ed ha lunghezza di 6 metri con spina Schuko IP44. Il diffusore conico opalino stampato ad iniezione è in polipropilene sostenibile ricavato da scarti del processo industriale. La sorgente luminosa è protetta dagli agenti atmosferici tramite una capsula stagna trasparente in polimetilmetacrilato sigillata con guarnizione in elastomero che consente di raggiungere il grado di protezione IP 65. Mayday è facile da smontare in modo che ogni parte possa essere riciclata correttamente; nel processo di assemblaggio non viene utilizzata alcuna colla. A completamento nell'imballo di spedizione il sacchetto in puro cotone drill naturale.

Multipurpose luminaire suitable for outdoor use. Its practical hook/handle, which also serves to wind the cable, is made of recycled polypropylene. In the outdoor version, it is available both in the classic black color and in the natural shades of leaf green and mustard yellow. The handle has a convenient watertight ON/OFF switch. The 6 meters long outgoing cable, which is fixed to the handle by a cable guide, is suitable for outdoor use and has a Schuko IP44 plug. The conical diffuser, in opaline color and produced by injection printing, is made of sustainable polypropylene obtained from industrial waste. The light source is protected from atmospheric agents by a watertight and transparent polymethylmethacrylate capsule, sealed by an elastomer seal that guarantees IP 65 protection. Mayday is easy to disassemble so that each part can be properly recycled; no glue is used in the assembly process. The shipping packaging is completed with a pure natural cotton drill bag.



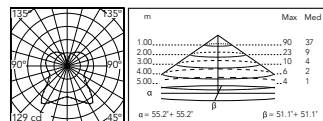
Attacco per lampadina E14, sorgente luminosa esclusa.
 Alimentazione elettrica 220-240V
 ON/ OFF. Interruttore IP65 sul manico dell'apparecchio. Dotata di cavo adatto per outdoor 6 metri di lunghezza con spina Schuko IP44.

Socket for E14 bulb, light source not included.
 220-240 V ON/OFF electric power supply. IP65 switch on the handle of the luminaire. It has a 6 meter long cable for outdoor use and an IP44 Schuko plug.

Led Retrofit: Max. 10W - E14 - 220-240V


2700K


- F038AAAA0ZZ
- F038AACA0ZZ
- F038AABA0ZZ



@3000K

Mayday Outdoor: Accessori / Accessories

Fonte luminosa LED E14 8W 2700K 900 lm 230V T28. LED lamp E14 8W 2700K 900 lm 230V T28. RF32290 

Fonte luminosa LED E14 8W 3000K 900 lm 230V T28. LED lamp E14 8W 3000K 900 lm 230V T28. RF32291 

Mile

Designed by Antonio Citterio






Mile Wall



Mile Ceiling 1



Mile Bollard 1

Famiglia / Family

Mile Bollard 1 600

Mono / Double



Mile Bollard 2 600

Mono / Double



Mile Bollard 1 900

Mono / Double



Mile Bollard 2 900

Mono / Double



Mid - Power Led

4,9W

283 lm - 2700K/CRI 80

294 lm - 3000K/CRI 80

305 lm - 4000K/CRI 80

2200K available on request.

Mid - Power Led

9,8W

2x283 lm - 2700K/CRI 80

2x294 lm - 3000K/CRI 80

2x305 lm - 4000K/CRI 80

2200K available on request.

Mid - Power Led

7,8W

603 lm - 2700K/CRI 80

627 lm - 3000K/CRI 80

651 lm - 4000K/CRI 80

2200K available on request.

Mid - Power Led

15,6W


2x603 lm - 2700K/CRI 80

2x627 lm - 3000K/CRI 80

2x651 lm - 4000K/CRI 80

2200K available on request.

Colori / Colours



*00 Primer



01 White



06 Grey



**12 Forest Green



18 Deep Brown



30 Black



33 Anthracite

* Solo per le versioni Wall, Path e Ceiling / Only for Wall, Path and Ceiling versions.

** Solo per le versioni Wall, Bollard e Path / Only for Wall, Bollard and Path versions.

Mile Path 1



Mid - Power Led

4,9W
up to 100 lm - 2700K/CRI 80
up to 104 lm - 3000K/CRI 80
up to 108 lm - 4000K/CRI 80
2200K available on request.

Mile Path 2



Mid - Power Led

7,6W
up to 172 lm - 2700K/CRI 80
up to 179 lm - 3000K/CRI 80
up to 186 lm - 4000K/CRI 80
2200K available on request.

Mile Wall 1

Up / Down / Up&Down



Mid - Power Led

4,9W
283 lm - 2700K/CRI 80
294 lm - 3000K/CRI 80
305 lm - 4000K/CRI 80
2200K available on request.

Mid - Power Led

8,1W
2x283 lm - 2700K/CRI 80
2x294 lm - 3000K/CRI 80
2x305 lm - 4000K/CRI 80
2200K available on request.

Washer

Up / Down / Up&Down

Mid - Power Led

4,9W
291 lm - 2700K/CRI 80
303 lm - 3000K/CRI 80
314 lm - 4000K/CRI 80
2200K available on request.

Mid - Power Led

8,1W
2x291 lm - 2700K/CRI 80
2x303 lm - 3000K/CRI 80
2x314 lm - 4000K/CRI 80
2200K available on request.

Mile Wall 2

Up / Down / Up&Down



Mid - Power Led

7,8W
603 lm - 2700K/CRI 80
627 lm - 3000K/CRI 80
651 lm - 4000K/CRI 80
2200K available on request.

Mid - Power Led

13,5W
2x603 lm - 2700K/CRI 80
2x627 lm - 3000K/CRI 80
2x651 lm - 4000K/CRI 80
2200K available on request.

Washer

Up / Down / Up&Down

Mid - Power Led

6,4W
453 lm - 2700K/CRI 80
471 lm - 3000K/CRI 80
489 lm - 4000K/CRI 80
2200K available on request.

Mid - Power Led

10,5W
2x453 lm - 2700K/CRI 80
2x471 lm - 3000K/CRI 80
2x489 lm - 4000K/CRI 80
2200K available on request.

Mile Ceiling 1



Mile Ceiling 2



Mile Recessed 1



Power Led

11W
736 lm - 2700K/CRI 80
759 lm - 3000K/CRI 80
791 lm - 4000K/CRI 80
2200K available on request.

Mile Recessed 2



Power Led

15W
1032 lm - 2700K/CRI 80
1344 lm - 3000K/CRI 80
1400 lm - 4000K/CRI 80
2200K available on request.

Mile Bollard

Collezione di paletti luminosi per esterno dal design rigoroso e minimale con sorgente luminosa a LED, abbinabili alle versioni a parete.

Versione bollard monodirezionale o bidirezionale, disponibile in due altezze e in due larghezze in base alla sorgente luminosa e alla potenza richiesta, caratterizzata da una cornice rigorosa in estruso di alluminio senza viti a vista, con base di rialzo a terra per una più semplice e veloce installazione. Le viterie di fissaggio della testa sono in acciaio inox AISI 316L. Disponibile in differenti finiture con rivestimento a doppio strato di polveri e sottoposte a trattamento di conversione chimica per proteggere contro la corrosione. Il diffusore è in policarbonato trasparente stabilizzato ai raggi UV.

Lo schermo riflettore asimmetrico è in alluminio purissimo, ossidato e brillantato e contiene la sorgente led in posizione arretrata per la riduzione dell'abbagliamento diretto; l'emissione luminosa asimmetrica direzionata verso il basso rende l'apparecchio in linea con le vigenti leggi in materia di inquinamento luminoso.

Le versioni Bollard possono essere installate facilmente a terra su qualsiasi pavimento con tasselli, oppure utilizzando l'accessorio dedicato piastra di ancoraggio per rendere la base del prodotto totalmente solidale con la pavimentazione.

Mile Path

Collezione di apparecchio a parete per uso segnapasso in esterno dal design rigoroso e minimale con sorgente luminosa a LED, abbinabili alle versioni a parete e bollard.

Disponibile in due diverse dimensioni e in differenti finiture con un rivestimento a doppio strato di polveri.

La versione Primer va verniciata dopo l'installazione con normali colorazioni a base acquosa (tempere, stucchi, vernici ad acqua) per garantire la massima integrazione con l'architettura.

Le viterie di fissaggio sono in acciaio inox AISI 316L. Il diffusore è in policarbonato trasparente stabilizzato ai raggi UV.

Lo schermo riflettore asimmetrico è in alluminio verniciato nero per la riduzione dell'abbagliamento diretto dato dalle riflessioni e contiene la sorgente led in posizione arretrata; l'emissione luminosa asimmetrica direzionata verso il basso rende l'apparecchio in linea con le vigenti leggi in materia di inquinamento luminoso.

Staffa di fissaggio a parete inclusa.

Mile Wall

Famiglia completa di apparecchi di illuminazione a parete dal design rigoroso e minimale con sorgente luminosa a LED, caratterizzato da una fascia decorativa in alluminio pressofuso a bassissimo contenuto di rame con buone caratteristiche meccaniche unite ad una buona resistenza alla corrosione data dal trattamento di conversione chimica superficiale.

Disponibile in due diverse dimensioni e in differenti finiture con un rivestimento a doppio strato di polveri.

La versione Primer va verniciata dopo l'installazione con normali colorazioni a base acquosa (tempere, stucchi, vernici ad acqua) per garantire la massima integrazione con l'architettura.

Le viterie di fissaggio sono in acciaio inox AISI 316L. Il diffusore perfettamente complanare alla fascia decorativa è in policarbonato trasparente stabilizzato ai raggi UV.

Lo schermo riflettore asimmetrico è in alluminio purissimo, ossidato e brillantato e contiene la sorgente led in posizione arretrata per la riduzione dell'abbagliamento diretto.

L'ottica asimmetrica è progettata per garantire una vasta gamma di prestazioni luminose e l'utilizzo flessibile in diversi contesti architettonici. Sono disponibili le versioni monoe-

missione con luce direzionata verso l'alto o verso il basso e le versioni biemissione, ognuna declinata secondo due differenti soluzioni illuminotecniche: per illuminazione focalizzata sul lavaggio luminoso della parete (washer) o per illuminazione asimmetrica ad esempio in caso di porticati o androni con l'utilizzo della versione con luce verso l'alto, dove il soffitto diventa esso stesso diffusore dal massimo comfort. La versione biemissione è disponibile sia con ottiche identiche, sia con ottiche miste asimmetrica + washer.

Mile Ceiling

Collezione di apparecchi a soffitto in esterno dal design rigoroso e minimale con sorgente luminosa a LED, abbinabili alle versioni a parete, bollard e path.

Disponibile in due diverse dimensioni e in differenti finiture con un rivestimento a doppio strato di polveri.

La versione Primer va verniciata dopo l'installazione con normali colorazioni a base acquosa (tempere, stucchi, vernici ad acqua) per garantire la massima integrazione con l'architettura.

Il gruppo ottico è appositamente progettato per garantire il massimo comfort visivo e la riduzione dell'abbagliamento diretto senza rinunciare all'efficienza: la sorgente luminosa è composta da power led arretrati, le lenti in policarbonato trasparente assicurano un fascio di luce controllato e omogeneo, e i riflettori conici in policarbonato nero lucido forniscono una schermatura con angoli di cut-off estremi, il tutto in dimensioni molto ridotte.

Il gruppo ottico è disponibile in quattro aperture di fascio differenziate, permettendone un'ampia gamma di utilizzo e flessibilità nei più vari contesti architettonici: sia nel caso di fasci intensivi che di effetti di luce diffusa, il controllo ottico è sempre eccezionale e la luce spuria è totalmente assente. Le viterie di fissaggio sono in acciaio inox AISI 316L. Staffa di fissaggio a soffitto inclusa.

Mile Recessed

Collezione di apparecchi a incasso a soffitto in esterno dal design rigoroso e minimale con sorgente luminosa a LED, abbinabili alle versioni a soffitto, parete, bollard e path.

Disponibile in due diverse dimensioni e in differenti finiture con un rivestimento a doppio strato di polveri.

La versione Primer va verniciata dopo l'installazione con normali colorazioni a base acquosa (tempere, stucchi, vernici ad acqua) per garantire la massima integrazione con l'architettura.

Come per le versioni a soffitto, il gruppo ottico è appositamente progettato per garantire il massimo comfort visivo e la riduzione dell'abbagliamento diretto senza rinunciare all'efficienza: la sorgente luminosa è composta da power led arretrati, le lenti in policarbonato trasparente assicurano un fascio di luce controllato e omogeneo, e i riflettori conici in policarbonato nero lucido forniscono una schermatura con angoli di cut-off estremi, il tutto in dimensioni molto ridotte. Il gruppo ottico è disponibile in quattro aperture di fascio differenziate, permettendone un'ampia gamma di utilizzo e flessibilità nei più vari contesti architettonici: sia nel caso di fasci intensivi che di effetti di luce diffusa, il controllo ottico è sempre eccezionale e la luce spuria è totalmente assente. L'apparecchio è installabile in controsoffitto mediante molle di fissaggio in dotazione; la cornice di battuta di spessore minimo garantisce la perfetta finitura estetica dell'apparecchio nel soffitto.

Disponibile come accessorio, per soffitti in muratura o in cemento armato, l'apposita cassaforma per gettata in acciaio zincato.

Description

Mile Bollard

Collection of outdoor bollards with a rigorous, minimal design and LED light source that can be combined with wall versions.

Uni- or bi-directional bollard version, available in two heights and widths, based on light source and power requirements. The rigid frame is made of extruded aluminum with no visible screws, and the base rises above the ground for a quick, simple installation. The head anchoring hardware is made of AISI 316L stainless steel.

Available in various finishes with a double layer of powder coating and chemical conversion treatment to protect it against corrosion.

The diffuser is made of transparent, UV-stabilized polycarbonate.

The asymmetric reflecting screen is made of pure, oxidized and polished aluminum, with LED source in a rear position to reduce direct glare. The downward, asymmetric light emission ensures the luminaire's compliance with existing light pollution laws.

Bollard versions may be easily installed on any flooring on the ground with anchors, or with the dedicated anchoring plate accessory to completely integrate the base of the product with the pavement.

Mile Path

Collection of outdoor wall luminaires with a rigorous, minimal design and LED light source that can be combined with wall and bollard versions.

Available in two sizes and various finishes with a double layer of powder coating.

Primer version to be painted after installation with regular water-based colors (tempera, stucco, water-based paints) to ensure flawless integration with the building.

The anchoring hardware is made of AISI 316L stainless steel. Diffuser is made of transparent, UV-stabilized polycarbonate. The asymmetric, reflecting screen is made of aluminum painted in black to reduce direct glare from reflections. It holds the LED source in a rear position. The downward, asymmetric light emission ensures the luminaire's compliance with existing light pollution laws.

Wall mounting bracket included.

Mile Wall

Complete family of wall luminaires with a rigorous, minimal design with LED light source, a design characterized by a die-cast aluminum trim with very low copper content and good mechanical features combined with good resistance against corrosion thanks to the surface chemical conversion treatment.

Available in two sizes and various finishes with a double layer of powder coating.

Primer version to be painted after installation with regular water-based colors (tempera, stucco, water-based paints) to ensure flawless integration with the building.

The anchoring hardware is made of AISI 316L stainless steel. The diffuser is perfectly flush with the decorative band and is made of transparent, UV-stabilized polycarbonate.

The asymmetric, reflecting screen is made of pure, oxidized and polished aluminum, with LED source in a rear position to reduce direct glare.

Its asymmetrical optical unit is designed to ensure a wide range of lighting features and flexible use in different architectural settings. Single-emission version directing light upwards or downwards and dual-emission version available. Each version is available in two different lighting solutions: wall-washer lighting or asymmetric lighting. For instance, by

using the version with light directed upwards in porticos or entrance halls, the ceiling itself becomes a diffuser, offering absolute comfort. Dual emission version is available with both identical optical units and mixed, asymmetric + washer optical units.

Mile Ceiling

Outdoor ceiling-mounted lights collection, with a rigorous, minimal design and LED light source that can be combined with wall, bollard and path versions.

Available in two different sizes and various finishes with a double layer of powder coating.

Primer version to be painted after installation with regular water-based colors (tempera, stucco, water-based paints) to ensure flawless integration with the building.

The optical unit is specifically designed to ensure maximum visual comfort and direct glare reduction without compromising overall efficiency: the light source comprises rear power LEDs; its transparent polycarbonate lenses ensure a controlled and homogeneous beam of light; and the glossy black polycarbonate cone reflectors provide an extreme, sharp-angled screening, all in a small footprint.

The optical unit is available in four different beam angles, allowing a wide range of uses and flexibility in the most varied architectural settings: both in the case of intense beams and diffuse light effects, optical control is always exceptional and spurious light is totally absent.

The anchoring hardware is made of AISI 316L stainless steel. Ceiling mounting bracket included.

Mile Recessed

Collection of outdoor, ceiling-mounted, recessed lights with a rigorous, minimal design and LED light source that can be combined with ceiling, wall, bollard and path versions.

Available in two different sizes and various finishes with a double layer of powder coating.

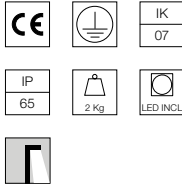
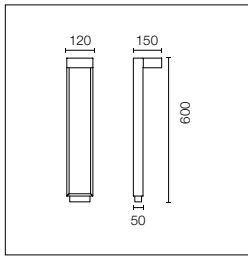
Primer version to be painted after installation with regular water-based colors (tempera, stucco, water-based paints) to ensure flawless integration with the building.

As in ceiling versions, the optical unit is specifically designed to ensure maximum visual comfort and direct glare reduction without compromising overall efficiency: the light source comprises rear power LEDs; its transparent polycarbonate lenses ensure a controlled and homogeneous beam of light; and the glossy black polycarbonate cone reflectors provide an extreme, sharp-angled screening, all in a small footprint. The optical unit is available in four different beam angles, allowing a wide range of uses and flexibility in the most varied architectural settings: both in the case of intense beams and diffuse light effects, optical control is always exceptional and spurious light is totally absent.

The luminaire can be installed in a drop ceiling using the supplied springs. The minimal thickness of the stop frame allows a perfect, aesthetic finish of the luminaire in the ceiling.

The accessory box for installation in galvanized steel for concreting is available for brick or reinforced concrete ceilings.

Mile Bollard 1 600 Mono



Sorgente luminosa a LED inclusa. Alimentazione elettrica 220-240V ON/OFF integrata. Dotato di uno spezzone di cavo uscente in neoprene e un sistema di giunzione IP68 H₂O Stop anti-condensa a 2 vie. L'apparecchio è installabile su qualsiasi pavimento per mezzo di tasselli. Piastra di ancoraggio per l'installazione su pavimentazione da gettare con plinto di cemento da ordinare separatamente.

LED light source included. Integrated 220-240V ON/OFF electrical power. Equipped with a length of neoprene cable and an IP68 2-way anti-condensation H₂O stop seal system. The device may be installed on any flooring with anchors. Anchoring plate for installation on flooring laid over concrete sold separately.

2200K disponibile su richiesta.

2200K available on request.

Mid - Power Led: 4,9W - 427 lm ≠ FIXT 283 lm - 2700K/CRI 80 - 220-240V / 4,9W - 445 lm ≠ FIXT 294 lm - 3000K/CRI 80 - 220-240V / 4,9W - 462 lm ≠ FIXT 305 lm - 4000K/CRI 80 - 220-240V

2700K

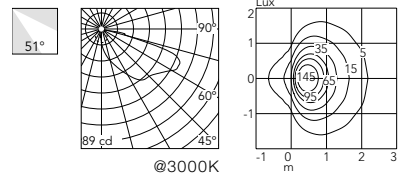
- F015G21A001
- F015G21A006
- F015G21A012
- F015G21A018
- F015G21A030
- F015G21A033

3000K

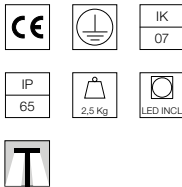
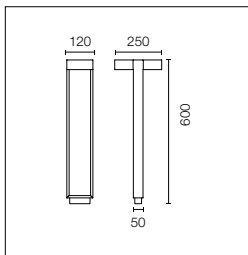
- F015G31A001
- F015G31A006
- F015G31A012
- F015G31A018
- F015G31A030
- F015G31A033

4000K

- F015G41A001
- F015G41A006
- F015G41A012
- F015G41A018
- F015G41A030
- F015G41A033



Mile Bollard 1 600 Double



Sorgente luminosa a LED inclusa. Alimentazione elettrica 220-240V ON/OFF integrata. Dotato di uno spezzone di cavo uscente in neoprene e un sistema di giunzione IP68 H₂O Stop anti-condensa a 2 vie. L'apparecchio è installabile su qualsiasi pavimento per mezzo di tasselli. Piastra di ancoraggio per l'installazione su pavimentazione da gettare con plinto di cemento da ordinare separatamente.

LED light source included. Integrated 220-240V ON/OFF electrical power. Equipped with a length of neoprene cable and an IP68 2-way anti-condensation H₂O stop seal system. The device may be installed on any flooring with anchors. Anchoring plate for installation on flooring laid over concrete sold separately.

2200K disponibile su richiesta.

2200K available on request.

Mid - Power Led: 9,8W - 2x427 lm ≠ FIXT 2x283 lm - 2700K/CRI 80 - 220-240V / 9,8W - 2x445 lm ≠ FIXT 2x294 lm - 3000K/CRI 80 - 220-240V / 9,8W - 2x462 lm ≠ FIXT 2x305 lm - 4000K/CRI 80 - 220-240V

2700K

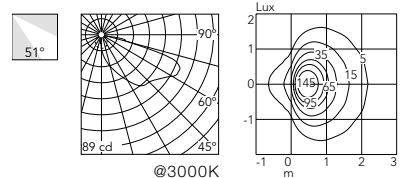
- F015G22A001
- F015G22A006
- F015G22A012
- F015G22A018
- F015G22A030
- F015G22A033

3000K

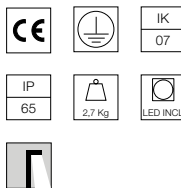
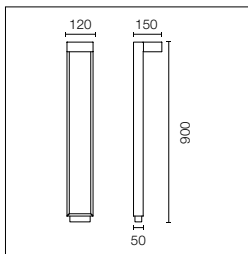
- F015G32A001
- F015G32A006
- F015G32A012
- F015G32A018
- F015G32A030
- F015G32A033

4000K

- F015G42A001
- F015G42A006
- F015G42A012
- F015G42A018
- F015G42A030
- F015G42A033



Mile Bollard 1 900 Mono



Sorgente luminosa a LED inclusa. Alimentazione elettrica 220-240V ON/OFF integrata. Dotato di uno spezzone di cavo uscente in neoprene e un sistema di giunzione IP68 H₂O Stop anti-condensa a 2 vie. L'apparecchio è installabile su qualsiasi pavimento per mezzo di tasselli. Piastra di ancoraggio per l'installazione su pavimentazione da gettare con plinto di cemento da ordinare separatamente.

LED light source included. Integrated 220-240V ON/OFF electrical power. Equipped with a length of neoprene cable and an IP68 2-way anti-condensation H₂O stop seal system. The device may be installed on any flooring with anchors. Anchoring plate for installation on flooring laid over concrete sold separately.

2200K disponibile su richiesta.

2200K available on request.

Mid - Power Led: 4,9W - 427 lm ≠ FIXT 283 lm - 2700K/CRI 80 - 220-240V / 4,9W - 445 lm ≠ FIXT 294 lm - 3000K/CRI 80 - 220-240V / 4,9W - 462 lm ≠ FIXT 305 lm - 4000K/CRI 80 - 220-240V

2700K

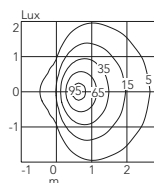
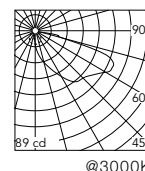
- F015H21A001
- F015H21A006
- F015H21A012
- F015H21A018
- F015H21A030
- F015H21A033

3000K

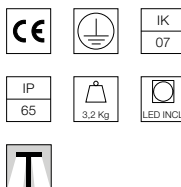
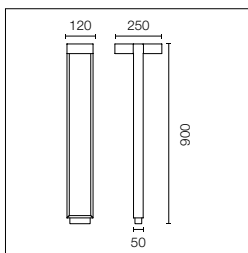
- F015H31A001
- F015H31A006
- F015H31A012
- F015H31A018
- F015H31A030
- F015H31A033

4000K

- F015H41A001
- F015H41A006
- F015H41A012
- F015H41A018
- F015H41A030
- F015H41A033



Mile Bollard 1 900 Double



Sorgente luminosa a LED inclusa. Alimentazione elettrica 220-240V ON/OFF integrata. Dotato di uno spezzone di cavo uscente in neoprene e un sistema di giunzione IP68 H₂O Stop anti-condensa a 2 vie. L'apparecchio è installabile su qualsiasi pavimento per mezzo di tasselli. Piastra di ancoraggio per l'installazione su pavimentazione da gettare con plinto di cemento da ordinare separatamente.

LED light source included. Integrated 220-240V ON/OFF electrical power. Equipped with a length of neoprene cable and an IP68 2-way anti-condensation H₂O stop seal system. The device may be installed on any flooring with anchors. Anchoring plate for installation on flooring laid over concrete sold separately.

2200K disponibile su richiesta.

2200K available on request.

Mid - Power Led: 9,8W - 2x427 lm ≠ FIXT 2x283 lm - 2700K/CRI 80 - 220-240V / 9,8W - 2x445 lm ≠ FIXT 2x294 lm - 3000K/CRI 80 - 220-240V / 9,8W - 2x462 lm ≠ FIXT 2x305 lm - 4000K/CRI 80 - 220-240V

2700K

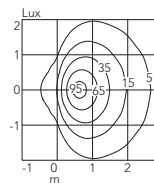
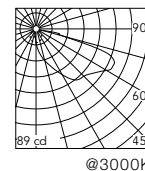
- F015H22A001
- F015H22A006
- F015H22A012
- F015H22A018
- F015H22A030
- F015H22A033

3000K

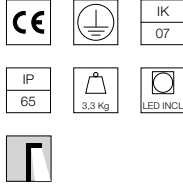
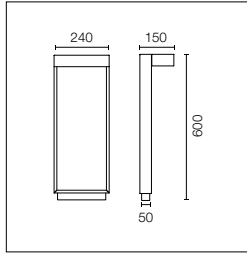
- F015H32A001
- F015H32A006
- F015H32A012
- F015H32A018
- F015H32A030
- F015H32A033

4000K

- F015H42A001
- F015H42A006
- F015H42A012
- F015H42A018
- F015H42A030
- F015H42A033



Mile Bollard 2 600 Mono



Sorgente luminosa a LED inclusa. Alimentazione elettrica 220-240V ON/OFF integrata. Dotato di uno spezzone di cavo uscente in neoprene e un sistema di giunzione IP68 H₂O Stop anti-condensa a 2 vie. L'apparecchio è installabile su qualsiasi pavimento per mezzo di tasselli. Piastra di ancoraggio per l'installazione su pavimentazione da gettare con plinto di cemento da ordinare separatamente.

LED light source included. Integrated 220-240V ON/OFF electrical power. Equipped with a length of neoprene cable and an IP68 2-way anti-condensation H₂O stop seal system. The device may be installed on any flooring with anchors. Anchoring plate for installation on flooring laid over concrete sold separately.

2200K disponibile su richiesta.

2200K available on request.

Mid - Power Led: 7,8W - 838 lm ≠ FIXT 603 lm - 2700K/CRI 80 - 220-240V / 7,8W - 872 lm ≠ FIXT 627 lm - 3000K/CRI 80 - 220-240V / 7,8W - 905 lm ≠ FIXT 651 lm - 4000K/CRI 80 - 220-240V

2700K

Non Dimmable

- F015J21A001
- F015J21A006
- F015J21A012
- F015J21A018
- F015J21A030
- F015J21A033

1-10V

- F015J21B001
- F015J21B006
- F015J21B012
- F015J21B018
- F015J21B030
- F015J21B033

Dali

- F015J21D001
- F015J21D006
- F015J21D012
- F015J21D018
- F015J21D030
- F015J21D033

3000K

Non Dimmable

- F015J31A001
- F015J31A006
- F015J31A012
- F015J31A018
- F015J31A030
- F015J31A033

1-10V

- F015J31B001
- F015J31B006
- F015J31B012
- F015J31B018
- F015J31B030
- F015J31B033

Dali

- F015J31D001
- F015J31D006
- F015J31D012
- F015J31D018
- F015J31D030
- F015J31D033

4000K

Non Dimmable

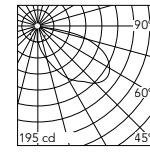
- F015J41A001
- F015J41A006
- F015J41A012
- F015J41A018
- F015J41A030
- F015J41A033

1-10V

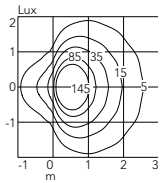
- F015J41B001
- F015J41B006
- F015J41B012
- F015J41B018
- F015J41B030
- F015J41B033

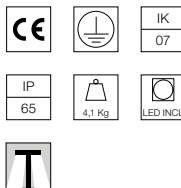
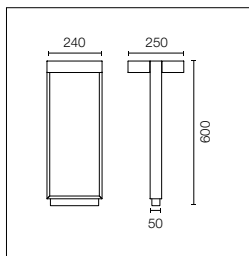
Dali

- F015J41D001
- F015J41D006
- F015J41D012
- F015J41D018
- F015J41D030
- F015J41D033



@3000K





Sorgente luminosa a LED inclusa. Alimentazione elettrica 220-240V ON/OFF integrata. Dotato di uno spezzone di cavo uscente in neoprene e un sistema di giunzione IP68 H₂O Stop anti-condensa a 2 vie. L'apparecchio è installabile su qualsiasi pavimento per mezzo di tasselli. Piastra di ancoraggio per l'installazione su pavimentazione da gettare con plinto di cemento da ordinare separatamente.

LED light source included. Integrated 220-240V ON/OFF electrical power. Equipped with a length of neoprene cable and an IP68 2-way anti-condensation H₂O stop seal system. The device may be installed on any flooring with anchors. Anchoring plate for installation on flooring laid over concrete sold separately.

2200K disponibile su richiesta.

2200K available on request.

Mid - Power Led: 15,6W - 2x838 lm ≠ FIXT 2x603 lm - 2700K/CRI 80 - 220-240V / 15,6W - 2x872 lm ≠ FIXT 2x627 lm - 3000K/CRI 80 - 220-240V / 15,6W - 2x905 lm ≠ FIXT 2x651 lm - 4000K/CRI 80 - 220-240V

2700K

Non Dimmable

- F015J22A001
- F015J22A006
- F015J22A012
- F015J22A018
- F015J22A030
- F015J22A033
- 1-10V
- F015J22B001
- F015J22B006
- F015J22B012
- F015J22B018
- F015J22B030
- F015J22B033
- Dali
- F015J22D001
- F015J22D006
- F015J22D012
- F015J22D018
- F015J22D030
- F015J22D033

3000K

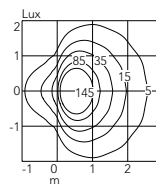
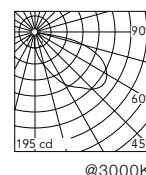
Non Dimmable

- F015J32A001
- F015J32A006
- F015J32A012
- F015J32A018
- F015J32A030
- F015J32A033
- 1-10V
- F015J32B001
- F015J32B006
- F015J32B012
- F015J32B018
- F015J32B030
- F015J32B033
- Dali
- F015J32D001
- F015J32D006
- F015J32D012
- F015J32D018
- F015J32D030
- F015J32D033

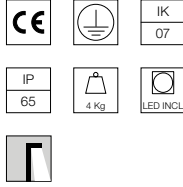
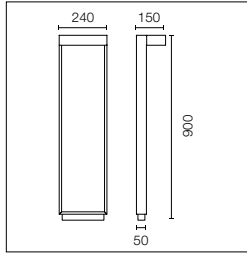
4000K

Non Dimmable

- F015J42A001
- F015J42A006
- F015J42A012
- F015J42A018
- F015J42A030
- F015J42A033
- 1-10V
- F015J42B001
- F015J42B006
- F015J42B012
- F015J42B018
- F015J42B030
- F015J42B033
- Dali
- F015J42D001
- F015J42D006
- F015J42D012
- F015J42D018
- F015J42D030
- F015J42D033



Mile Bollard 2 900 Mono



Sorgente luminosa a LED inclusa. Alimentazione elettrica 220-240V ON/OFF e dimmerabile 1-10V e DALI integrata. Dotato di uno spezzone di cavo uscente in neoprene e un sistema di giunzione IP68 H₂O Stop anti-condensa a 2 vie. L'apparecchio è installabile su qualsiasi pavimento per mezzo di tasselli. Piastra di ancoraggio per l'installazione su pavimentazione da gettare con plinto di cemento da ordinare separatamente.

LED light source included. Integrated 220-240V ON/OFF and 1-10V or DALI dimmable electrical power. Equipped with a length of neoprene cable and an IP68 2-way anti-condensation H₂O stop seal system. The device may be installed on any flooring with anchors. Anchoring plate for installation on flooring laid over concrete sold separately.

2200K disponibile su richiesta.

2200K available on request.

Mid - Power Led: 7,8W - 838 lm ≠ FIXT 603 lm - 2700K/CRI 80 - 220-240V / 7,8W - 872 lm ≠ FIXT 627 lm - 3000K/CRI 80 - 220-240V / 7,8W - 905 lm ≠ FIXT 651 lm - 4000K/CRI 80 - 220-240V

2700K

Non Dimmable

- F015K21A001
- F015K21A006
- F015K21A012
- F015K21A018
- F015K21A030
- F015K21A033
- 1-10V
- F015K21B001
- F015K21B006
- F015K21B012
- F015K21B018
- F015K21B030
- F015K21B033
- Dali
- F015K21D001
- F015K21D006
- F015K21D012
- F015K21D018
- F015K21D030
- F015K21D033

3000K

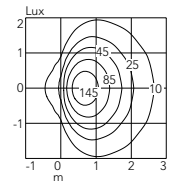
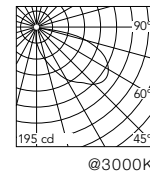
Non Dimmable

- F015K31A001
- F015K31A006
- F015K31A012
- F015K31A018
- F015K31A030
- F015K31A033
- 1-10V
- F015K31B001
- F015K31B006
- F015K31B012
- F015K31B018
- F015K31B030
- F015K31B033
- Dali
- F015K31D001
- F015K31D006
- F015K31D012
- F015K31D018
- F015K31D030
- F015K31D033

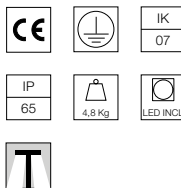
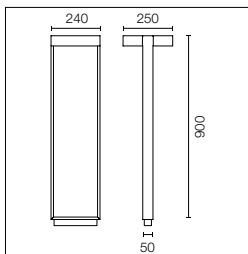
4000K

Non Dimmable

- F015K41A001
- F015K41A006
- F015K41A012
- F015K41A018
- F015K41A030
- F015K41A033
- 1-10V
- F015K41B001
- F015K41B006
- F015K41B012
- F015K41B018
- F015K41B030
- F015K41B033
- Dali
- F015K41D001
- F015K41D006
- F015K41D012
- F015K41D018
- F015K41D030
- F015K41D033



Mile Bollard 2 900 Double



Sorgente luminosa a LED inclusa. Alimentazione elettrica 220-240V ON/OFF E DIMMERABILE 1-10V E DALI integrata. Dotato di uno spezzone di cavo uscente in neoprene e un sistema di giunzione IP68 H₂O Stop anti-condensa a 2 vie. L'apparecchio è installabile su qualsiasi pavimento per mezzo di tasselli. Piastra di ancoraggio per l'installazione su pavimentazione da gettare con plinto di cemento da ordinare separatamente.

LED light source included. Integrated 220-240V ON/OFF electrical power. Equipped with a length of neoprene cable and an IP68 2-way anti-condensation H₂O stop seal system. The device may be installed on any flooring with anchors. Anchoring plate for installation on flooring laid over concrete sold separately.

2200K disponibile su richiesta.

2200K available on request.

Mid - Power Led: 15,6W - 2x838 lm ≠ FIXT 2x603 lm - 2700K/CRI 80 - 220-240V / 15,6W - 2x872 lm ≠ FIXT 2x627 lm - 3000K/CRI 80 - 220-240V / 15,6W - 2x905 lm ≠ FIXT 2x651 lm - 4000K/CRI 80 - 220-240V

2700K

Non Dimmable

- F015K22A001
- F015K22A006
- F015K22A012
- F015K22A018
- F015K22A030
- F015K22A033
- 1-10V
- F015K22B001
- F015K22B006
- F015K22B012
- F015K22B018
- F015K22B030
- F015K22B033
- Dali
- F015K22D001
- F015K22D006
- F015K22D012
- F015K22D018
- F015K22D030
- F015K22D033

3000K

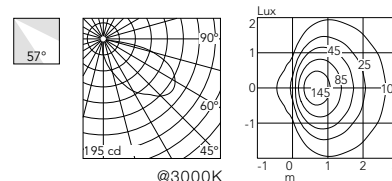
Non Dimmable

- F015K32A001
- F015K32A006
- F015K32A012
- F015K32A018
- F015K32A030
- F015K32A033
- 1-10V
- F015K32B001
- F015K32B006
- F015K32B012
- F015K32B018
- F015K32B030
- F015K32B033
- Dali
- F015K32D001
- F015K32D006
- F015K32D012
- F015K32D018
- F015K32D030
- F015K32D033

4000K

Non Dimmable

- F015K42A001
- F015K42A006
- F015K42A012
- F015K42A018
- F015K42A030
- F015K42A033
- 1-10V
- F015K42B001
- F015K42B006
- F015K42B012
- F015K42B018
- F015K42B030
- F015K42B033
- Dali
- F015K42D001
- F015K42D006
- F015K42D012
- F015K42D018
- F015K42D030
- F015K42D033



Mile Bollard: Accessori / Accessories

Piastra tirafondi.

Base plate with bolt.

Bollard 1
F015Z000000



Piastra tirafondi.

Base plate with bolt.

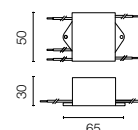
Bollard 2
F015Z010000



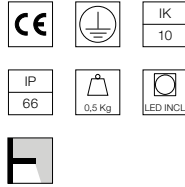
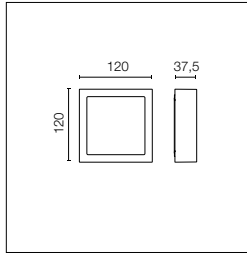
Dispositivo di protezione per il sovraccarico. 275 Vac. Corrente massima di scarica 10KA (8/29us). Massima corrente operativa 5A. Adatto per la connessione in serie. IP66.

Surge protection device. 275Vac. Maximum discharge current 10KA (8/20us). Maximum operating current 5A. Suitable for series connection. IP66.

F990E00A000



Mile Path 1



Sorgente luminosa a LED inclusa. Alimentazione elettrica 220-240V ON/OFF integrata.
Dotato di doppio passacavo per collegamento entra-esce. Staffa di fissaggio inclusa.

LED light source included. Integrated 220-240 V ON/OFF electrical power. Equipped with double cable gland for inlet and outlet connection. Fixing bracket included.

2200K disponibile su richiesta.

2200K available on request.

Mid - Power Led: 4,9W - 422 lm ≠ FIXT 100 lm - 2700K/CRI>80 - 220-240V / 4,9W - 439 lm ≠ FIXT 104 lm - 3000K/CRI>80 - 220-240V / 4,9W - 456 lm ≠ FIXT 108 lm - 4000/CRI>80 - 220-240V

2700K

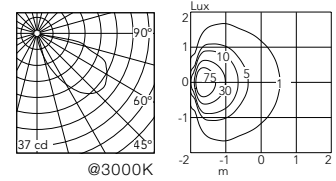
- F015L20A000
- F015L20A001
- F015L20A006
- F015L20A012
- F015L20A018
- F015L20A030
- F015L20A033

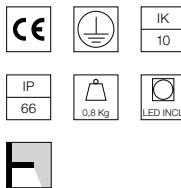
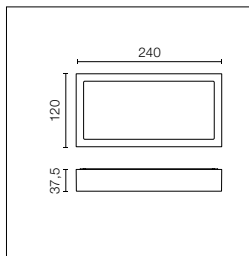
3000K

- F015L30A000
- F015L30A001
- F015L30A006
- F015L30A012
- F015L30A018
- F015L30A030
- F015L30A033

4000K

- F015L40A000
- F015L40A001
- F015L40A006
- F015L40A012
- F015L40A018
- F015L40A030
- F015L40A033





Sorgente luminosa a LED inclusa. Alimentazione elettrica 220-240V ON/OFF integrata e dimmabile 1-10V o DALI integrata. Dotata di passacavo per collegamento di sicurezza a tenuta IP. Staffa di fissaggio inclusa.

LED light source included. Integrated 220-240V ON/OFF and 1-10V/DALI dimmable electrical power. Equipped with a cable gland for safety connection with IP tightness. Fixing bracket included.

2200K disponibile su richiesta.

2200K available on request.

Mid - Power Led: 7,6W - 818 lm ≠ FIXT 172 lm - 2700K/CRI>80 - 220-240V / 7,6W - 850 lm ≠ FIXT 179 lm - 3000K/CRI>80 - 220-240V / 7,6W - 883 lm ≠ FIXT 186 lm - 4000/CRI>80 - 220-240V

2700K

Non Dimmable

- F015M20A000
- F015M20A001
- F015M20A006
- F015M20A012
- F015M20A018
- F015M20A030
- F015M20A033
- 1-10V
- F015M20B000
- F015M20B001
- F015M20B006
- F015M20B012
- F015M20B018
- F015M20B030
- F015M20B033
- Dali
- F015M20D000
- F015M20D001
- F015M20D006
- F015M20D012
- F015M20D018
- F015M20D030
- F015M20D033

3000K

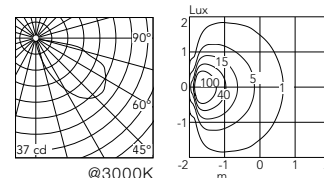
Non Dimmable

- F015M30A000
- F015M30A001
- F015M30A006
- F015M30A012
- F015M30A018
- F015M30A030
- F015M30A033
- 1-10V
- F015M30B000
- F015M30B001
- F015M30B006
- F015M30B012
- F015M30B018
- F015M30B030
- F015M30B033
- Dali
- F015M30D000
- F015M30D001
- F015M30D006
- F015M30D012
- F015M30D018
- F015M30D030
- F015M30D033

4000K

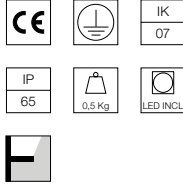
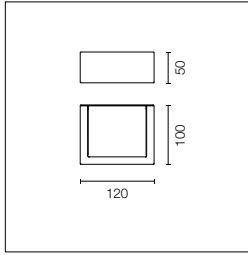
Non Dimmable

- F015M40A000
- F015M40A001
- F015M40A006
- F015M40A012
- F015M40A018
- F015M40A030
- F015M40A033
- 1-10V
- F015M40B000
- F015M40B001
- F015M40B006
- F015M40B012
- F015M40B018
- F015M40B030
- F015M40B033
- Dali
- F015M40D000
- F015M40D001
- F015M40D006
- F015M40D012
- F015M40D018
- F015M40D030
- F015M40D033



* Dati tecnici e fotometrie preliminari. / Preliminary technical specs and photometries.

Mile Wall 1 Asymmetric Up



Sorgente luminosa a LED inclusa. Alimentazione elettrica 220-240V ON/OFF integrata. Dotato di doppio passacavo per collegamento entra-esce.

LED light source included. Integrated 220-240V ON/OFF electrical power. Equipped with double cable gland for electrical connection.

2200K disponibile su richiesta.

2200K available on request.

Mid - Power Led: 4,9W - 427 lm \neq FIXT 283 lm - 2700K/CRI 80 - 220-240V / 4,9W - 445 lm \neq FIXT 294 lm - 3000K/CRI 80 - 220-240V / 4,9W - 462 lm \neq FIXT 305 lm - 4000K/CRI 80 - 220-240V

2700K

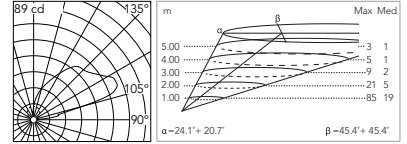
- F015A21A000
- F015A21A001
- F015A21A006
- F015A21A012
- F015A21A018
- F015A21A030
- F015A21A033

3000K

- F015A31A000
- F015A31A001
- F015A31A006
- F015A31A012
- F015A31A018
- F015A31A030
- F015A31A033

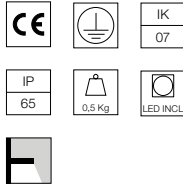
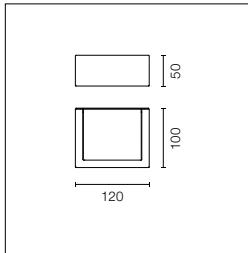
4000K

- F015A41A000
- F015A41A001
- F015A41A006
- F015A41A012
- F015A41A018
- F015A41A030
- F015A41A033



@3000K

Mile Wall 1 Asymmetric Down



Sorgente luminosa a LED inclusa. Alimentazione elettrica 220-240V ON/OFF integrata. Dotato di doppio passacavo per collegamento entra-esce.

LED light source included. Integrated 220-240V ON/OFF electrical power. Equipped with double cable gland for electrical connection.

2200K disponibile su richiesta.

2200K available on request.

Mid - Power Led: 4,9W - 427 lm \neq FIXT 283 lm - 2700K/CRI 80 - 220-240V / 4,9W - 445 lm \neq FIXT 294 lm - 3000K/CRI 80 - 220-240V / 4,9W - 462 lm \neq FIXT 305 lm - 4000K/CRI 80 - 220-240V

2700K

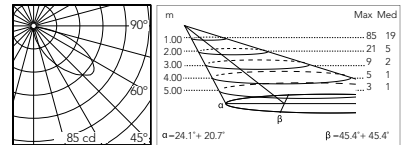
- F015A22A000
- F015A22A001
- F015A22A006
- F015A22A012
- F015A22A018
- F015A22A030
- F015A22A033

3000K

- F015A32A000
- F015A32A001
- F015A32A006
- F015A32A012
- F015A32A018
- F015A32A030
- F015A32A033

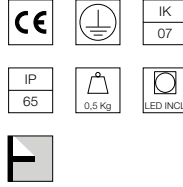
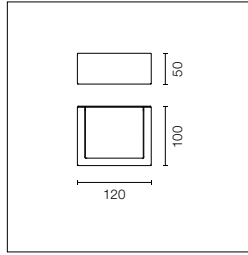
4000K

- F015A42A000
- F015A42A001
- F015A42A006
- F015A42A012
- F015A42A018
- F015A42A030
- F015A42A033



@3000K

Mile Wall 1 Washer Up



Sorgente luminosa a LED inclusa. Alimentazione elettrica 220-240V ON/OFF integrata. Dotato di doppio passacavo per collegamento entra-esce.

LED light source included. Integrated 220-240V ON/OFF electrical power. Equipped with double cable gland for electrical connection.

2200K disponibile su richiesta.

2200K available on request.

Mid - Power Led: 4,9W - 427 lm ≠ FIXT 291 lm - 2700K/CRI 80 - 220-240V / 4,9W - 445 lm ≠ FIXT 303 lm - 3000K/CRI 80 - 220-240V / 4,9W - 462 lm ≠ FIXT 314 lm - 4000K/CRI 80 - 220-240V

2700K

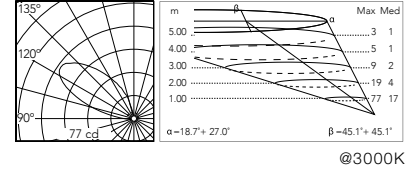
- F015B21A000
- F015B21A001
- F015B21A006
- F015B21A012
- F015B21A018
- F015B21A030
- F015B21A033

3000K

- F015B31A000
- F015B31A001
- F015B31A006
- F015B31A012
- F015B31A018
- F015B31A030
- F015B31A033

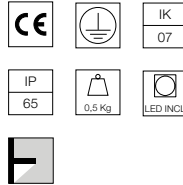
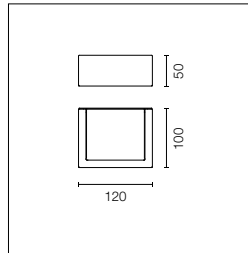
4000K

- F015B41A000
- F015B41A001
- F015B41A006
- F015B41A012
- F015B41A018
- F015B41A030
- F015B41A033



@3000K

Mile Wall 1 Washer Down



Sorgente luminosa a LED inclusa. Alimentazione elettrica 220-240V ON/OFF integrata. Dotato di doppio passacavo per collegamento entra-esce.

LED light source included. Integrated 220-240V ON/OFF electrical power. Equipped with double cable gland for electrical connection.

2200K disponibile su richiesta.

2200K available on request.

Mid - Power Led: 4,9W - 427 lm ≠ FIXT 291 lm - 2700K/CRI 80 - 220-240V / 4,9W - 445 lm ≠ FIXT 303 lm - 3000K/CRI 80 - 220-240V / 4,9W - 462 lm ≠ FIXT 314 lm - 4000K/CRI 80 - 220-240V

2700K

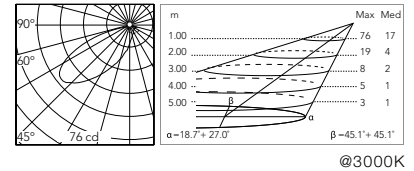
- F015B22A000
- F015B22A001
- F015B22A006
- F015B22A012
- F015B22A018
- F015B22A030
- F015B22A033

3000K

- F015B32A000
- F015B32A001
- F015B32A006
- F015B32A012
- F015B32A018
- F015B32A030
- F015B32A033

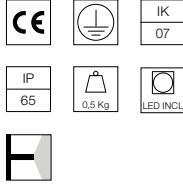
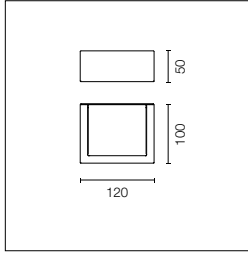
4000K

- F015B42A000
- F015B42A001
- F015B42A006
- F015B42A012
- F015B42A018
- F015B42A030
- F015B42A033



@3000K

Mile Wall 1 Asymmetric Up & Down



Sorgente luminosa a LED inclusa. Alimentazione elettrica 220-240V ON/OFF integrata. Dotato di doppio passacavo per collegamento entra-esce.

LED light source included. Integrated 220-240V ON/OFF electrical power. Equipped with double cable gland for electrical connection.

2200K disponibile su richiesta.

2200K available on request.

Mid - Power Led: 8,1W - 2x427 lm ≠ FIXT 2x291 lm - 2700K/CRI 80 - 220-240V / 8,1W - 2x445 lm ≠ FIXT 2x303 lm - 3000K/CRI 80 - 220-240V / 8,1W - 2x462 lm ≠ FIXT 2x314 lm - 4000K/CRI 80 - 220-240V

2700K

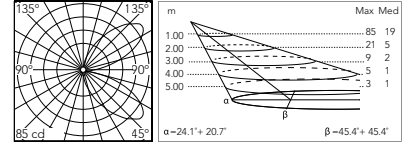
- F015A23A000
- F015A23A001
- F015A23A006
- F015A23A012
- F015A23A018
- F015A23A030
- F015A23A033

3000K

- F015A33A000
- F015A33A001
- F015A33A006
- F015A33A012
- F015A33A018
- F015A33A030
- F015A33A033

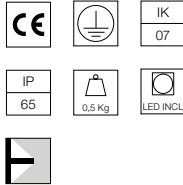
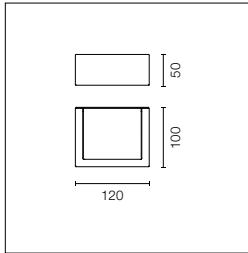
4000K

- F015A43A000
- F015A43A001
- F015A43A006
- F015A43A012
- F015A43A018
- F015A43A030
- F015A43A033



@3000K

Mile Wall 1 Washer Up & Down



Sorgente luminosa a LED inclusa. Alimentazione elettrica 220-240V ON/OFF integrata. Dotato di doppio passacavo per collegamento entra-esce.

LED light source included. Integrated 220-240V ON/OFF electrical power. Equipped with double cable gland for electrical connection.

2200K disponibile su richiesta.

2200K available on request.

Mid - Power Led: 8,1W - 2x427 lm ≠ FIXT 2x291 lm - 2700K/CRI 80 - 220-240V / 8,1W - 2x445 lm ≠ FIXT 2x303 lm - 3000K/CRI 80 - 220-240V / 8,1W - 2x462 lm ≠ FIXT 2x314 lm - 4000K/CRI 80 - 220-240V

2700K

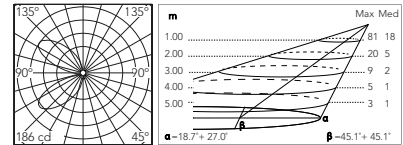
- F015B23A000
- F015B23A001
- F015B23A006
- F015B23A012
- F015B23A018
- F015B23A030
- F015B23A033

3000K

- F015B33A000
- F015B33A001
- F015B33A006
- F015B33A012
- F015B33A018
- F015B33A030
- F015B33A033

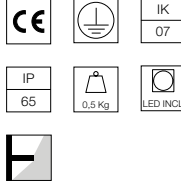
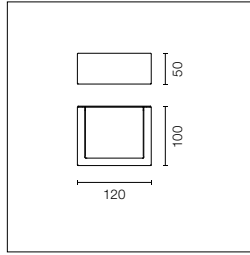
4000K

- F015B43A000
- F015B43A001
- F015B43A006
- F015B43A012
- F015B43A018
- F015B43A030
- F015B43A033



@3000K

Mile Wall 1 Washer Down + Asymmetric Up



Sorgente luminosa a LED inclusa. Alimentazione elettrica 220-240V ON/OFF integrata. Dotato di doppio passacavo per collegamento entra-esce.

LED light source included. Integrated 220-240V ON/OFF electrical power. Equipped with double cable gland for electrical connection.

2200K disponibile su richiesta.

2200K available on request.

Mid - Power Led: 8,1W - 2x427 lm ≠ FIXT 291+283 lm - 2700K/CRI 80 - 220-240V / 8,1W - 2x445 lm ≠ FIXT 303+294 lm - 3000K/CRI 80 - 220-240V / 8,1W - 2x462 lm ≠ FIXT 314+305 lm - 4000K/CRI 80 - 220-240V

2700K

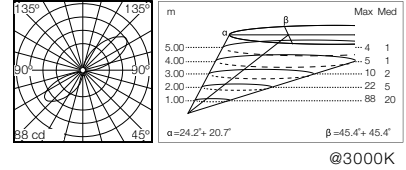
- F015C24A000
- F015C24A001
- F015C24A006
- F015C24A012
- F015C24A018
- F015C24A030
- F015C24A033

3000K

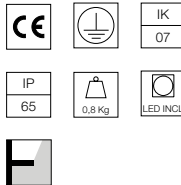
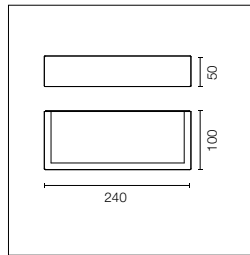
- F015C34A000
- F015C34A001
- F015C34A006
- F015C34A012
- F015C34A018
- F015C34A030
- F015C34A033

4000K

- F015C44A000
- F015C44A001
- F015C44A006
- F015C44A012
- F015C44A018
- F015C44A030
- F015C44A033



Mile Wall 2 Asymmetric Up



Sorgente luminosa a LED inclusa. Alimentazione elettrica 220-240V ON/OFF e dimmabile 1-10V o DALI integrata. Dotato di doppio passacavo per collegamento entra-esce.

LED light source included. Integrated 220-240V ON/OFF and 1-10V or DALI dimmable electrical power. Equipped with double cable gland for electrical connection.

2200K disponibile su richiesta.

2200K available on request.

Mid - Power Led: 7,8W - 838 lm ≠ FIXT 603 lm - 2700K/CRI 80 - 220-240V / 7,8W - 872 lm ≠ FIXT 627 lm - 3000K/CRI 80 - 220-240V / 7,8W - 905 lm ≠ FIXT 651 lm - 4000K/CRI 80 - 220-240V

2700K

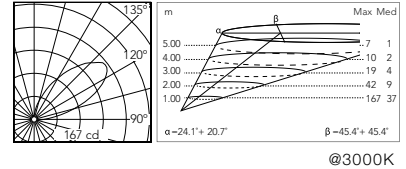
- Non Dimmable
- F015D21A000
- F015D21A001
- F015D21A006
- F015D21A012
- F015D21A018
- F015D21A030
- F015D21A033
- 1-10V
- F015D21B000
- F015D21B001
- F015D21B006
- F015D21B012
- F015D21B018
- F015D21B030
- F015D21B033
- Dali
- F015D21D000
- F015D21D001
- F015D21D006
- F015D21D012
- F015D21D018
- F015D21D030
- F015D21D033

3000K

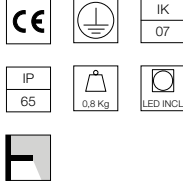
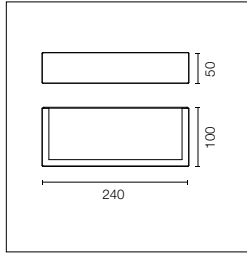
- Non Dimmable
- F015D31A000
- F015D31A001
- F015D31A006
- F015D31A012
- F015D31A018
- F015D31A030
- F015D31A033
- 1-10V
- F015D31B000
- F015D31B001
- F015D31B006
- F015D31B012
- F015D31B018
- F015D31B030
- F015D31B033
- Dali
- F015D31D000
- F015D31D001
- F015D31D006
- F015D31D012
- F015D31D018
- F015D31D030
- F015D31D033

4000K

- Non Dimmable
- F015D41A000
- F015D41A001
- F015D41A006
- F015D41A012
- F015D41A018
- F015D41A030
- F015D41A033
- 1-10V
- F015D41B000
- F015D41B001
- F015D41B006
- F015D41B012
- F015D41B018
- F015D41B030
- F015D41B033
- Dali
- F015D41D000
- F015D41D001
- F015D41D006
- F015D41D012
- F015D41D018
- F015D41D030
- F015D41D033



Mile Wall 2 Asymmetric Down



Sorgente luminosa a LED inclusa. Alimentazione elettrica 220-240V ON/OFF e dimmarabile 1-10V o DALI integrata. Dotato di doppio passacavo per collegamento entra-esci.

LED light source included. Integrated 220-240V ON/OFF and 1-10V or DALI dimmable electrical power. Equipped with double cable gland for electrical connection.

2200K disponibile su richiesta.

2200K available on request.

Mid - Power Led: 7,8W - 838 lm ≠ FIXT 603 lm - 2700K/CRI 80 - 220-240V / 7,8W - 872 lm ≠ FIXT 627 lm - 3000K/CRI 80 - 220-240V / 7,8W - 905 lm ≠ FIXT 651 lm - 4000K/CRI 80 - 220-240V

2700K

Non Dimmable

- F015D22A000
- F015D22A001
- F015D22A006
- F015D22A012
- F015D22A018
- F015D22A030
- F015D22A033
- 1-10V
- F015D22B000
- F015D22B001
- F015D22B006
- F015D22B012
- F015D22B018
- F015D22B030
- F015D22B033
- Dali
- F015D22D000
- F015D22D001
- F015D22D006
- F015D22D012
- F015D22D018
- F015D22D030
- F015D22D033

3000K

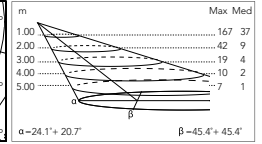
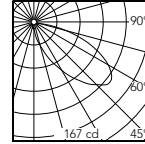
Non Dimmable

- F015D32A000
- F015D32A001
- F015D32A006
- F015D32A012
- F015D32A018
- F015D32A030
- F015D32A033
- 1-10V
- F015D32B000
- F015D32B001
- F015D32B006
- F015D32B012
- F015D32B018
- F015D32B030
- F015D32B033
- Dali
- F015D32D000
- F015D32D001
- F015D32D006
- F015D32D012
- F015D32D018
- F015D32D030
- F015D32D033

4000K

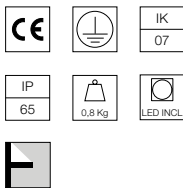
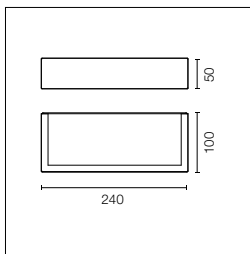
Non Dimmable

- F015D42A000
- F015D42A001
- F015D42A006
- F015D42A012
- F015D42A018
- F015D42A030
- F015D42A033
- 1-10V
- F015D42B000
- F015D42B001
- F015D42B006
- F015D42B012
- F015D42B018
- F015D42B030
- F015D42B033
- Dali
- F015D42D000
- F015D42D001
- F015D42D006
- F015D42D012
- F015D42D018
- F015D42D030
- F015D42D033



@3000K

Mile Wall 2 Washer Up



Sorgente luminosa a LED inclusa. Alimentazione elettrica 220-240V ON/OFF e dimmarabile 1-10V o DALI integrata. Dotato di doppio passacavo per collegamento entra-esce.

LED light source included. Integrated 220-240V ON/OFF and 1-10V or DALI dimmable electrical power. Equipped with double cable gland for electrical connection.

2200K disponibile su richiesta.

2200K available on request.

Mid - Power Led: 6,4W - 661 lm ≠ FIXT 453 lm - 2700K/CRI 80 - 220-240V / 6,4W - 714 lm ≠ FIXT 471 lm - 3000K/CRI 80 - 220-240V / 6,4W - 714 lm ≠ FIXT 489 lm - 4000K/CRI 80 - 220-240V

2700K

Non Dimmable

- F015E21A000
- F015E21A001
- F015E21A006
- F015E21A012
- F015E21A018
- F015E21A030
- F015E21A033
- 1-10V
- F015E21B000
- F015E21B001
- F015E21B006
- F015E21B012
- F015E21B018
- F015E21B030
- F015E21B033
- Dali
- F015E21D000
- F015E21D001
- F015E21D006
- F015E21D012
- F015E21D018
- F015E21D030
- F015E21D033

3000K

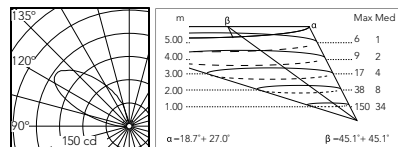
Non Dimmable

- F015E31A000
- F015E31A001
- F015E31A006
- F015E31A012
- F015E31A018
- F015E31A030
- F015E31A033
- 1-10V
- F015E31B000
- F015E31B001
- F015E31B006
- F015E31B012
- F015E31B018
- F015E31B030
- F015E31B033
- Dali
- F015E31D000
- F015E31D001
- F015E31D006
- F015E31D012
- F015E31D018
- F015E31D030
- F015E31D033

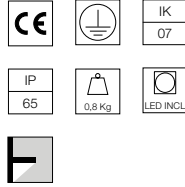
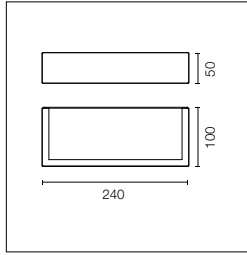
4000K

Non Dimmable

- F015E41A000
- F015E41A001
- F015E41A006
- F015E41A012
- F015E41A018
- F015E41A030
- F015E41A033
- 1-10V
- F015E41B000
- F015E41B001
- F015E41B006
- F015E41B012
- F015E41B018
- F015E41B030
- F015E41B033
- Dali
- F015E41D000
- F015E41D001
- F015E41D006
- F015E41D012
- F015E41D018
- F015E41D030
- F015E41D033



Mile Wall 2 Washer Down



Sorgente luminosa a LED inclusa. Alimentazione elettrica 220-240V ON/OFF e dimmabile 1-10V o DALI integrata. Dotato di doppio passacavo per collegamento entra-esci.

LED light source included. Integrated 220-240V ON/OFF and 1-10V or DALI dimmable electrical power. Equipped with double cable gland for electrical connection.

2200K disponibile su richiesta.

2200K available on request.

Mid - Power Led: 6,4W - 661 lm ≠ FIXT 453 lm - 2700K/CRI 80 - 220-240V / 6,4W - 714 lm ≠ FIXT 471 lm - 3000K/CRI 80 - 220-240V / 6,4W - 714 lm ≠ FIXT 489 lm - 4000K/CRI 80 - 220-240V

2700K

Non Dimmable

- F015E22A000
- F015E22A001
- F015E22A006
- F015E22A012
- F015E22A018
- F015E22A030
- F015E22A033
- 1-10V
- F015E22B000
- F015E22B001
- F015E22B006
- F015E22B012
- F015E22B018
- F015E22B030
- F015E22B033

Dali

- F015E22D000
- F015E22D001
- F015E22D006
- F015E22D012
- F015E22D018
- F015E22D030
- F015E22D033

3000K

Non Dimmable

- F015E32A000
- F015E32A001
- F015E32A006
- F015E32A012
- F015E32A018
- F015E32A030
- F015E32A033
- 1-10V
- F015E32B000
- F015E32B001
- F015E32B006
- F015E32B012
- F015E32B018
- F015E32B030
- F015E32B033

Dali

- F015E32D000
- F015E32D001
- F015E32D006
- F015E32D012
- F015E32D018
- F015E32D030
- F015E32D033

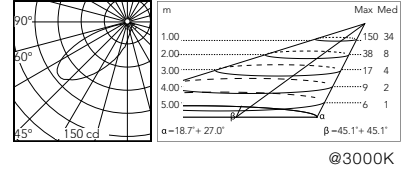
4000K

Non Dimmable

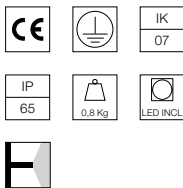
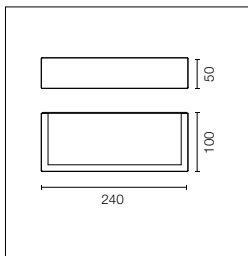
- F015E42A000
- F015E42A001
- F015E42A006
- F015E42A012
- F015E42A018
- F015E42A030
- F015E42A033
- 1-10V
- F015E42B000
- F015E42B001
- F015E42B006
- F015E42B012
- F015E42B018
- F015E42B030
- F015E42B033

Dali

- F015E42D000
- F015E42D001
- F015E42D006
- F015E42D012
- F015E42D018
- F015E42D030
- F015E42D033



Mile Wall 2 Asymmetric Up & Down



Sorgente luminosa a LED inclusa. Alimentazione elettrica 220-240V ON/OFF e dimmarabile 1-10V o DALI integrata. Dotato di doppio passacavo per collegamento entra-esce.

LED light source included. Integrated 220-240V ON/OFF and 1-10V or DALI dimmable electrical power. Equipped with double cable gland for electrical connection.

2200K disponibile su richiesta.

2200K available on request.

Mid - Power Led: 13,5W - 2x838 lm ≠ FIXT 2x603 lm - 2700K/CRI 80 - 220-240V / 13,5W - 2x872 lm ≠ FIXT 2x627 lm - 3000K/CRI 80 - 220-240V / 13,5W - 2x905 lm ≠ FIXT 2x651 lm - 4000K/CRI 80 - 220-240V

2700K

Non Dimmable

- F015D23A000
- F015D23A001
- F015D23A006
- F015D23A012
- F015D23A018
- F015D23A030
- F015D23A033
- 1-10V
- F015D23B000
- F015D23B001
- F015D23B006
- F015D23B012
- F015D23B018
- F015D23B030
- F015D23B033

Dali

- F015D23D000
- F015D23D001
- F015D23D006
- F015D23D012
- F015D23D018
- F015D23D030
- F015D23D033

3000K

Non Dimmable

- F015D33A000
- F015D33A001
- F015D33A006
- F015D33A012
- F015D33A018
- F015D33A030
- F015D33A033
- 1-10V
- F015D33B000
- F015D33B001
- F015D33B006
- F015D33B012
- F015D33B018
- F015D33B030
- F015D33B033

Dali

- F015D33D000
- F015D33D001
- F015D33D006
- F015D33D012
- F015D33D018
- F015D33D030
- F015D33D033

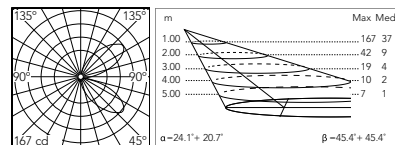
4000K

Non Dimmable

- F015D43A000
- F015D43A001
- F015D43A006
- F015D43A012
- F015D43A018
- F015D43A030
- F015D43A033
- 1-10V
- F015D43B000
- F015D43B001
- F015D43B006
- F015D43B012
- F015D43B018
- F015D43B030
- F015D43B033

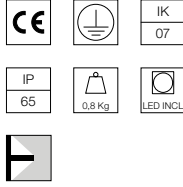
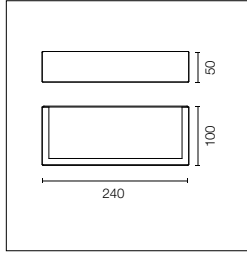
Dali

- F015D43D000
- F015D43D001
- F015D43D006
- F015D43D012
- F015D43D018
- F015D43D030
- F015D43D033



@3000K

Mile Wall 2 Washer Up & Down



Sorgente luminosa a LED inclusa. Alimentazione elettrica 220-240V ON/OFF e dimmabile 1-10V o DALI integrata. Dotato di doppio passacavo per collegamento entra-esci.

LED light source included. Integrated 220-240V ON/OFF and 1-10V or DALI dimmable electrical power. Equipped with double cable gland for electrical connection.

2200K disponibile su richiesta.

2200K available on request.

Mid - Power Led: 10,5W - 2x661 lm ≠ FIXT 2x453 lm - 2700K/CRI 80 - 220-240V / 10,5W - 2x714 lm ≠ FIXT 2x471 lm - 3000K/CRI 80 - 220-240V / 10,5W - 2x714 lm ≠ FIXT 2x489 lm - 4000K/CRI 80 - 220-240V

2700K

Non Dimmable

- F015E23A000
- F015E23A001
- F015E23A006
- F015E23A012
- F015E23A018
- F015E23A030
- F015E23A033
- 1-10V
- F015E23B000
- F015E23B001
- F015E23B006
- F015E23B012
- F015E23B018
- F015E23B030
- F015E23B033

Dali

- F015E23D000
- F015E23D001
- F015E23D006
- F015E23D012
- F015E23D018
- F015E23D030
- F015E23D033

3000K

Non Dimmable

- F015E33A000
- F015E33A001
- F015E33A006
- F015E33A012
- F015E33A018
- F015E33A030
- F015E33A033
- 1-10V
- F015E33B000
- F015E33B001
- F015E33B006
- F015E33B012
- F015E33B018
- F015E33B030
- F015E33B033

Dali

- F015E33D000
- F015E33D001
- F015E33D006
- F015E33D012
- F015E33D018
- F015E33D030
- F015E33D033

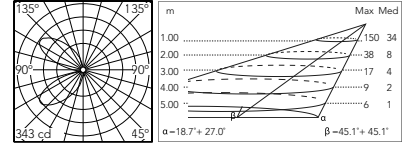
4000K

Non Dimmable

- F015E43A000
- F015E43A001
- F015E43A006
- F015E43A012
- F015E43A018
- F015E43A030
- F015E43A033
- 1-10V
- F015E43B000
- F015E43B001
- F015E43B006
- F015E43B012
- F015E43B018
- F015E43B030
- F015E43B033

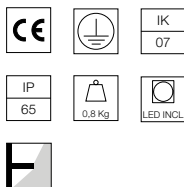
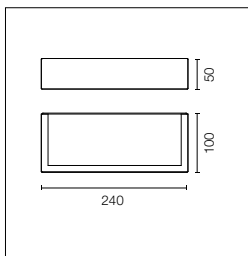
Dali

- F015E43D000
- F015E43D001
- F015E43D006
- F015E43D012
- F015E43D018
- F015E43D030
- F015E43D033



@3000K

Mile Wall 2 Washer Down + Asymmetric Up



Sorgente luminosa a LED inclusa. Alimentazione elettrica 220-240V ON/OFF e dimmabile 1-10V o DALI integrata. Dotato di doppio passacavo per collegamento entra-esce.

LED light source included. Integrated 220-240V ON/OFF and 1-10V or DALI dimmable electrical power. Equipped with double cable gland for electrical connection.

2200K disponibile su richiesta.

2200K available on request.

Mid - Power Led: 12W - 661+838 lm ≠ FIXT 453+603 lm - 2700K/CRI 80 - 220-240V / 12W - 2714+872 lm ≠ FIXT 471+627 lm - 3000K/CRI 80 - 220-240V / 12W - 714+905 lm ≠ FIXT 489+651 lm - 4000K/CRI 80 - 220-240V

2700K

Non Dimmable

- F015F24A000
- F015F24A001
- F015F24A006
- F015F24A012
- F015F24A018
- F015F24A030
- F015F24A033
- 1-10V
- F015F24B000
- F015F24B001
- F015F24B006
- F015F24B012
- F015F24B018
- F015F24B030
- F015F24B033

Dali

- F015F24D000
- F015F24D001
- F015F24D006
- F015F24D012
- F015F24D018
- F015F24D030
- F015F24D033

3000K

Non Dimmable

- F015F34A000
- F015F34A001
- F015F34A006
- F015F34A012
- F015F34A018
- F015F34A030
- F015F34A033
- 1-10V
- F015F34B000
- F015F34B001
- F015F34B006
- F015F34B012
- F015F34B018
- F015F34B030
- F015F34B033

Dali

- F015F34D000
- F015F34D001
- F015F34D006
- F015F34D012
- F015F34D018
- F015F34D030
- F015F34D033

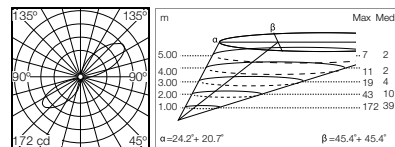
4000K

Non Dimmable

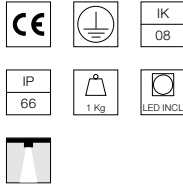
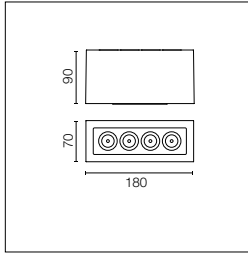
- F015F44A000
- F015F44A001
- F015F44A006
- F015F44A012
- F015F44A018
- F015F44A030
- F015F44A033
- 1-10V
- F015F44B000
- F015F44B001
- F015F44B006
- F015F44B012
- F015F44B018
- F015F44B030
- F015F44B033

Dali

- F015F44D000
- F015F44D001
- F015F44D006
- F015F44D012
- F015F44D018
- F015F44D030
- F015F44D033



@3000K



Sorgente luminosa a LED inclusa. Alimentazione elettrica 220-240V ON/OFF integrata e dimmabile 1-10V o DALI integrata. Dotato di doppio passacavo per collegamento entra-esce. Staffa di fissaggio inclusa.

LED light source included. Integrated 220-240V ON/OFF and 1-10V/DALI dimmable electrical power. Equipped with double cable gland for inlet and outlet connection. Fixing bracket included.

2200K disponibile su richiesta.

2200K available on request.

Power Led: 11W - 994 lm ≠ *FIXT 736 lm - 2700K/CRI>80 - 220-240V / 11W - 1030 lm ≠ *FIXT 759 lm - 3000K/CRI>80 - 220-240V / 11W - 1067 lm ≠ *FIXT 791 lm - 4000K/CRI>80 - 220-240V
 *Fixt lm = Spot Optic

Optic Spot

2700K

Non Dimmable

- F030A21A000
- F030A21A001
- F030A21A006
- F030A21A012
- F030A21A018
- F030A21A030
- F030A21A033

1-10V

- F030A21B000
- F030A21B001
- F030A21B006
- F030A21B012
- F030A21B018
- F030A21B030
- F030A21B033

Dali

- F030A21D000
- F030A21D001
- F030A21D006
- F030A21D012
- F030A21D018
- F030A21D030
- F030A21D033

3000K

Non Dimmable

- F030A31A000
- F030A31A001
- F030A31A006
- F030A31A012
- F030A31A018
- F030A31A030
- F030A31A033

1-10V

- F030A31B000
- F030A31B001
- F030A31B006
- F030A31B012
- F030A31B018
- F030A31B030
- F030A31B033

Dali

- F030A31D000
- F030A31D001
- F030A31D006
- F030A31D012
- F030A31D018
- F030A31D030
- F030A31D033

4000K

Non Dimmable

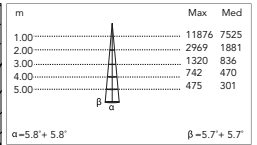
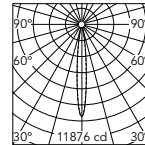
- F030A41A000
- F030A41A001
- F030A41A006
- F030A41A012
- F030A41A018
- F030A41A030
- F030A41A033

1-10V

- F030A41B000
- F030A41B001
- F030A41B006
- F030A41B012
- F030A41B018
- F030A41B030
- F030A41B033

Dali

- F030A41D000
- F030A41D001
- F030A41D006
- F030A41D012
- F030A41D018
- F030A41D030
- F030A41D033



@3000K

Optic Medium

2700K

Non Dimmable

- F030A22A000
- F030A22A001
- F030A22A006
- F030A22A012
- F030A22A018
- F030A22A030
- F030A22A033

1-10V

- F030A22B000
- F030A22B001
- F030A22B006
- F030A22B012
- F030A22B018
- F030A22B030
- F030A22B033

Dali

- F030A22D000
- F030A22D001
- F030A22D006
- F030A22D012
- F030A22D018
- F030A22D030
- F030A22D033

3000K

Non Dimmable

- F030A32A000
- F030A32A001
- F030A32A006
- F030A32A012
- F030A32A018
- F030A32A030
- F030A32A033

1-10V

- F030A32B000
- F030A32B001
- F030A32B006
- F030A32B012
- F030A32B018
- F030A32B030
- F030A32B033

Dali

- F030A32D000
- F030A32D001
- F030A32D006
- F030A32D012
- F030A32D018
- F030A32D030
- F030A32D033

4000K

Non Dimmable

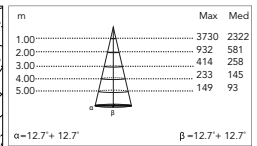
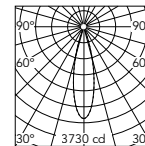
- F030A42A000
- F030A42A001
- F030A42A006
- F030A42A012
- F030A42A018
- F030A42A030
- F030A42A033

1-10V

- F030A42B000
- F030A42B001
- F030A42B006
- F030A42B012
- F030A42B018
- F030A42B030
- F030A42B033

Dali

- F030A42D000
- F030A42D001
- F030A42D006
- F030A42D012
- F030A42D018
- F030A42D030
- F030A42D033



@3000K

Optic Flood

2700K

Non Dimmable

- F030A23A000
- F030A23A001
- F030A23A006
- F030A23A012
- F030A23A018
- F030A23A030
- F030A23A033
- 1-10V
- F030A23B000
- F030A23B001
- F030A23B006
- F030A23B012
- F030A23B018
- F030A23B030
- F030A23B033
- Dali
- F030A23D000
- F030A23D001
- F030A23D006
- F030A23D012
- F030A23D018
- F030A23D030
- F030A23D033

3000K

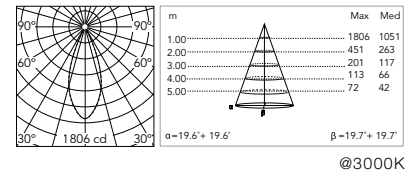
Non Dimmable

- F030A33A000
- F030A33A001
- F030A33A006
- F030A33A012
- F030A33A018
- F030A33A030
- F030A33A033
- 1-10V
- F030A33B000
- F030A33B001
- F030A33B006
- F030A33B012
- F030A33B018
- F030A33B030
- F030A33B033
- Dali
- F030A33D000
- F030A33D001
- F030A33D006
- F030A33D012
- F030A33D018
- F030A33D030
- F030A33D033

4000K

Non Dimmable

- F030A43A000
- F030A43A001
- F030A43A006
- F030A43A012
- F030A43A018
- F030A43A030
- F030A43A033
- 1-10V
- F030A43B000
- F030A43B001
- F030A43B006
- F030A43B012
- F030A43B018
- F030A43B030
- F030A43B033
- Dali
- F030A43D000
- F030A43D001
- F030A43D006
- F030A43D012
- F030A43D018
- F030A43D030
- F030A43D033

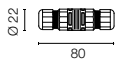


Accessori per versioni non dimmable / Accessories for non-dimmable versions

Sistema di giunzione IP68 H2O Stop anti-condensa a 2 vie 4 poli.

2 way terminal block 4 poles IP68 H2O Stop.

F990C00A000



Sistema di giunzione IP68 H2O Stop anti-condensa a 3/4 vie 4 poli. (Ø5,5÷12mm cavo).

3/4 way terminal block 4 poles IP68 H2O Stop. (ø5,5÷12mm cable).

F990C010000



Accessori per versioni Dimmerabili / Accessories for dimmable versions

Kit connettore 5 poli presa volante + spina EU IP68.

Connector kit 5-pole flying socket + EU plug IP68.

F990C080000

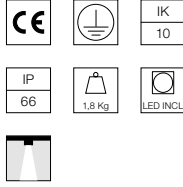
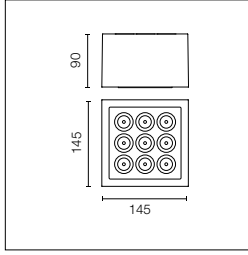


Scatola di derivazione 5 poli 4 vie IP68 (cavi 6-14 mm).

4 way junction box 5 poles IP68 (6-14 mm cables).

F990C030000





Sorgente luminosa a LED inclusa. Alimentazione elettrica 220-240V ON/OFF integrata e dimmabile 1-10V o DALI integrata. Dotato di doppio passacavo per collegamento entra-esce. Staffa di fissaggio inclusa.

LED light source included. Integrated 220-240V ON/OFF and 1-10V/DALI dimmable electrical power. Equipped with double cable gland for inlet and outlet connection. Fixing bracket included.

2200K disponibile su richiesta.

2200K available on request.

Power Led: 15W - 1677 lm ≠ *FIXT 1032 lm - 2700K/CRI>80 - 220-240V / 15W - 1739 lm ≠ *FIXT 1344 lm - 3000K/CRI>80 - 220-240V / 15W - 1800 lm ≠ *FIXT 1400 lm - 4000K/CRI>80 - 220-240V
*Fixt lm = Spot Optic

Optic Spot

2700K

Non Dimmable

- F030C21A000
- F030C21A001
- F030C21A006
- F030C21A012
- F030C21A018
- F030C21A030
- F030C21A033
- 1-10V
- F030C21B000
- F030C21B001
- F030C21B006
- F030C21B012
- F030C21B018
- F030C21B030
- F030C21B033

Dali

- F030C21D000
- F030C21D001
- F030C21D006
- F030C21D012
- F030C21D018
- F030C21D030
- F030C21D033

3000K

Non Dimmable

- F030C31A000
- F030C31A001
- F030C31A006
- F030C31A012
- F030C31A018
- F030C31A030
- F030C31A033
- 1-10V
- F030C31B000
- F030C31B001
- F030C31B006
- F030C31B012
- F030C31B018
- F030C31B030
- F030C31B033

Dali

- F030C31D000
- F030C31D001
- F030C31D006
- F030C31D012
- F030C31D018
- F030C31D030
- F030C31D033

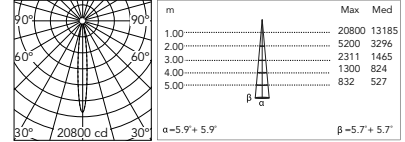
4000K

Non Dimmable

- F030C41A000
- F030C41A001
- F030C41A006
- F030C41A012
- F030C41A018
- F030C41A030
- F030C41A033
- 1-10V
- F030C41B000
- F030C41B001
- F030C41B006
- F030C41B012
- F030C41B018
- F030C41B030
- F030C41B033

Dali

- F030C41D000
- F030C41D001
- F030C41D006
- F030C41D012
- F030C41D018
- F030C41D030
- F030C41D033



@3000K

Optic Medium

2700K

Non Dimmable

- F030C22A000
- F030C22A001
- F030C22A006
- F030C22A012
- F030C22A018
- F030C22A030
- F030C22A033
- 1-10V
- F030C22B000
- F030C22B001
- F030C22B006
- F030C22B012
- F030C22B018
- F030C22B030
- F030C22B033

Dali

- F030C22D000
- F030C22D001
- F030C22D006
- F030C22D012
- F030C22D018
- F030C22D030
- F030C22D033

3000K

Non Dimmable

- F030C32A000
- F030C32A001
- F030C32A006
- F030C32A012
- F030C32A018
- F030C32A030
- F030C32A033
- 1-10V
- F030C32B000
- F030C32B001
- F030C32B006
- F030C32B012
- F030C32B018
- F030C32B030
- F030C32B033

Dali

- F030C32D000
- F030C32D001
- F030C32D006
- F030C32D012
- F030C32D018
- F030C32D030
- F030C32D033

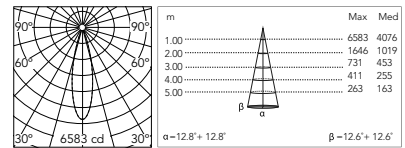
4000K

Non Dimmable

- F030C42A000
- F030C42A001
- F030C42A006
- F030C42A012
- F030C42A018
- F030C42A030
- F030C42A033
- 1-10V
- F030C42B000
- F030C42B001
- F030C42B006
- F030C42B012
- F030C42B018
- F030C42B030
- F030C42B033

Dali

- F030C42D000
- F030C42D001
- F030C42D006
- F030C42D012
- F030C42D018
- F030C42D030
- F030C42D033



@3000K

Optic Flood

2700K

Non Dimmable

- F030C23A000
- F030C23A001
- F030C23A006
- F030C23A012
- F030C23A018
- F030C23A030
- F030C23A033
- 1-10V
- F030C23B000
- F030C23B001
- F030C23B006
- F030C23B012
- F030C23B018
- F030C23B030
- F030C23B033
- Dali
- F030C23D000
- F030C23D001
- F030C23D006
- F030C23D012
- F030C23D018
- F030C23D030
- F030C23D033

3000K

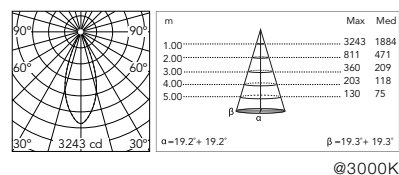
Non Dimmable

- F030C33A000
- F030C33A001
- F030C33A006
- F030C33A012
- F030C33A018
- F030C33A030
- F030C33A033
- 1-10V
- F030C33B000
- F030C33B001
- F030C33B006
- F030C33B012
- F030C33B018
- F030C33B030
- F030C33B033
- Dali
- F030C33D000
- F030C33D001
- F030C33D006
- F030C33D012
- F030C33D018
- F030C33D030
- F030C33D033

4000K

Non Dimmable

- F030C43A000
- F030C43A001
- F030C43A006
- F030C43A012
- F030C43A018
- F030C43A030
- F030C43A033
- 1-10V
- F030C43B000
- F030C43B001
- F030C43B006
- F030C43B012
- F030C43B018
- F030C43B030
- F030C43B033
- Dali
- F030C43D000
- F030C43D001
- F030C43D006
- F030C43D012
- F030C43D018
- F030C43D030
- F030C43D033



Accessori per versioni non dimmable / Accessories for non-dimmable versions

Sistema di giunzione IP68
H2O Stop anti-condensa a 2
vie 4 poli.

2 way terminal block 4 poles
IP68 H2O Stop.

F990C00A000



Sistema di giunzione IP68
H2O Stop anti-condensa a
3/4 vie 4 poli. (Ø5,5÷12mm
cavo).

3/4 way terminal block 4 poles
IP68 H2O Stop. (ø5,5÷12mm
cable).

F990C010000



Accessori per versioni Dimmerabili / Accessories for dimmable versions

Kit connettore 5 poli presa
volante + spina EU IP68.

Connector kit 5-pole flying
socket + EU plug IP68.

F990C080000

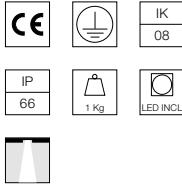
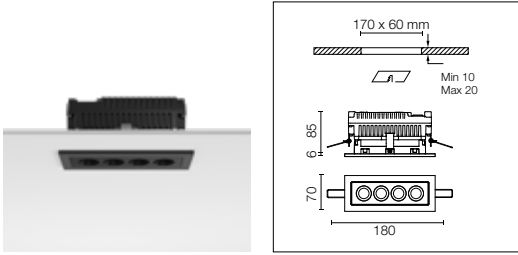


Scatola di derivazione 5 poli 4
vie IP68 (cavi 6-14 mm).

4 way junction box 5 poles
IP68 (6-14 mm cables).

F990C030000





Sorgente luminosa a LED inclusa. Alimentazione elettrica 220-240V ON/OFF integrata e dimmarabile 1-10V o DALI integrata. Dotato di spezzone di cavo uscente in neoprene e doppio passacavo per collegamento entra-esce. Molle di fissaggio per controsoffitto incluse. Cassaforma per soffitti in muratura da ordinare separatamente.

LED light source included. Integrated 220-240V ON/OFF and 1-10V/DALI dimmable electrical power. Equipped with neoprene cable outlet and double cable grommet for in/out connection. Ceiling mounting springs included. Box for brick roofing installation to be ordered separately.

2200K disponibile su richiesta. 2200K available on request.

Power Led: 11W - 994 lm ≠ *FIXT 736 lm - 2700K/CRI>80 - 220-240V / 11W - 1030 lm ≠ *FIXT 759 lm - 3000K/CRI>80 - 220-240V / 11W - 1067 lm ≠ *FIXT 791 lm - 4000K/CRI>80 - 220-240V / *Fixt lm = Spot Optic

Optic Spot

2700K

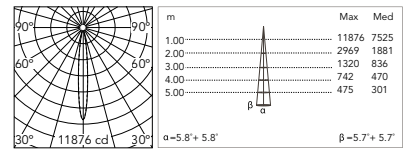
- Non Dimmable
- F030B21A000
- F030B21A001
- F030B21A006
- F030B21A012
- F030B21A018
- F030B21A030
- F030B21A033
- 1-10V
- F030B21B000
- F030B21B001
- F030B21B006
- F030B21B012
- F030B21B018
- F030B21B030
- F030B21B033
- Dali
- F030B21D000
- F030B21D001
- F030B21D006
- F030B21D012
- F030B21D018
- F030B21D030
- F030B21D033

3000K

- Non Dimmable
- F030B31A000
- F030B31A001
- F030B31A006
- F030B31A012
- F030B31A018
- F030B31A030
- F030B31A033
- 1-10V
- F030B31B000
- F030B31B001
- F030B31B006
- F030B31B012
- F030B31B018
- F030B31B030
- F030B31B033
- Dali
- F030B31D000
- F030B31D001
- F030B31D006
- F030B31D012
- F030B31D018
- F030B31D030
- F030B31D033

4000K

- Non Dimmable
- F030B41A000
- F030B41A001
- F030B41A006
- F030B41A012
- F030B41A018
- F030B41A030
- F030B41A033
- 1-10V
- F030B41B000
- F030B41B001
- F030B41B006
- F030B41B012
- F030B41B018
- F030B41B030
- F030B41B033
- Dali
- F030B41D000
- F030B41D001
- F030B41D006
- F030B41D012
- F030B41D018
- F030B41D030
- F030B41D033



@3000K

Optic Medium

2700K

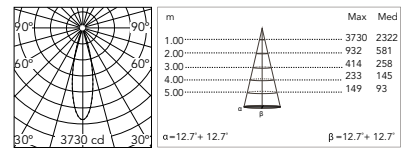
- Non Dimmable
- F030B22A000
- F030B22A001
- F030B22A006
- F030B22A012
- F030B22A018
- F030B22A030
- F030B22A033
- 1-10V
- F030B22B000
- F030B22B001
- F030B22B006
- F030B22B012
- F030B22B018
- F030B22B030
- F030B22B033
- Dali
- F030B22D000
- F030B22D001
- F030B22D006
- F030B22D012
- F030B22D018
- F030B22D030
- F030B22D033

3000K

- Non Dimmable
- F030B32A000
- F030B32A001
- F030B32A006
- F030B32A012
- F030B32A018
- F030B32A030
- F030B32A033
- 1-10V
- F030B32B000
- F030B32B001
- F030B32B006
- F030B32B012
- F030B32B018
- F030B32B030
- F030B32B033
- Dali
- F030B32D000
- F030B32D001
- F030B32D006
- F030B32D012
- F030B32D018
- F030B32D030
- F030B32D033

4000K

- Non Dimmable
- F030B42A000
- F030B42A001
- F030B42A006
- F030B42A012
- F030B42A018
- F030B42A030
- F030B42A033
- 1-10V
- F030B42B000
- F030B42B001
- F030B42B006
- F030B42B012
- F030B42B018
- F030B42B030
- F030B42B033
- Dali
- F030B42D000
- F030B42D001
- F030B42D006
- F030B42D012
- F030B42D018
- F030B42D030
- F030B42D033



@3000K

Optic Flood

2700K

Non Dimmable

- F030B23A000
- F030B23A001
- F030B23A006
- F030B23A012
- F030B23A018
- F030B23A030
- F030B23A033
- 1-10V
- F030B23B000
- F030B23B001
- F030B23B006
- F030B23B012
- F030B23B018
- F030B23B030
- F030B23B033
- Dali
- F030B23D000
- F030B23D001
- F030B23D006
- F030B23D012
- F030B23D018
- F030B23D030
- F030B23D033

3000K

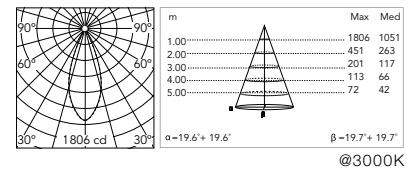
Non Dimmable

- F030B33A000
- F030B33A001
- F030B33A006
- F030B33A012
- F030B33A018
- F030B33A030
- F030B33A033
- 1-10V
- F030B33B000
- F030B33B001
- F030B33B006
- F030B33B012
- F030B33B018
- F030B33B030
- F030B33B033
- Dali
- F030B33D000
- F030B33D001
- F030B33D006
- F030B33D012
- F030B33D018
- F030B33D030
- F030B33D033

4000K

Non Dimmable

- F030B43A000
- F030B43A001
- F030B43A006
- F030B43A012
- F030B43A018
- F030B43A030
- F030B43A033
- 1-10V
- F030B43B000
- F030B43B001
- F030B43B006
- F030B43B012
- F030B43B018
- F030B43B030
- F030B43B033
- Dali
- F030B43D000
- F030B43D001
- F030B43D006
- F030B43D012
- F030B43D018
- F030B43D030
- F030B43D033

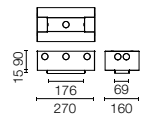


Mile Recessed 1: Accessori / Accessories

Scatola in metallo per installazione soffitti in cemento.

Metal installation box for concrete ceiling.

F030Z010000

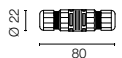


Accessori per versioni non dimmable / Accessories for non-dimmable versions

Sistema di giunzione IP68 H2O Stop anti-condensa a 2 vie 4 poli.

2 way terminal block 4 poles IP68 H2O Stop.

F990C00A000



Sistema di giunzione IP68 H2O Stop anti-condensa a 3/4 vie 4 poli. (Ø5,5÷12mm cavo).

3/4 way terminal block 4 poles IP68 H2O Stop. (ø5,5÷12mm cable).

F990C010000



Accessori per versioni Dimmerabili / Accessories for dimmable versions

Kit connettore 5 poli presa volante + spina EU IP68.

Connector kit 5-pole flying socket + EU plug IP68.

F990C080000

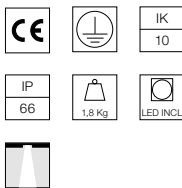
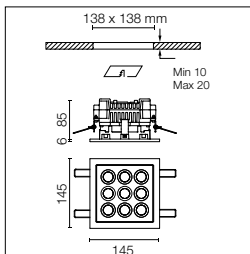


Scatola di derivazione 5 poli 4 vie IP68 (cavi 6-14 mm).

4 way junction box 5 poles IP68 (6-14 mm cables).

F990C030000





Sorgente luminosa a LED inclusa. Alimentazione elettrica 220-240V ON/OFF integrata e dimmarabile 1-10V o DALI integrata. Dotato di spezzone di cavo uscente in neoprene e doppio passacavo per collegamento entra-esce. Molle di fissaggio per controsoffitto incluse. Cassaforma per soffitti in muratura da ordinare separatamente.

LED light source included. Integrated 220-240V ON/OFF and 1-10V/DALI dimmable electrical power. Equipped with neoprene cable outlet and double cable grommet for in/out connection. Ceiling mounting springs included. Box for brick roofing installation to be ordered separately.

2200K disponibile su richiesta.

2200K available on request.

Power Led: 15W - 1677 lm ≠ *FIXT 1032 lm - 2700K/CRI>80 - 220-240V / 15W - 1739 lm ≠ *FIXT 1344 lm - 3000K/CRI>80 - 220-240V / 15W - 1800 lm ≠ *FIXT 1400 lm - 4000K/CRI>80 - 220-240V
 *Fixt lm = Spot Optic

Optic Spot

2700K

Non Dimmable

- F030D21A000
- F030D21A001
- F030D21A006
- F030D21A012
- F030D21A018
- F030D21A030
- F030D21A033
- 1-10V
- F030D21B000
- F030D21B001
- F030D21B006
- F030D21B012
- F030D21B018
- F030D21B030
- F030D21B033
- Dali
- F030D21D000
- F030D21D001
- F030D21D006
- F030D21D012
- F030D21D018
- F030D21D030
- F030D21D033

3000K

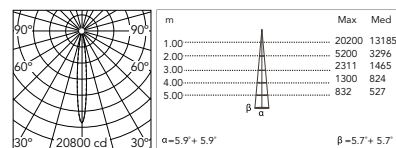
Non Dimmable

- F030D31A000
- F030D31A001
- F030D31A006
- F030D31A012
- F030D31A018
- F030D31A030
- F030D31A033
- 1-10V
- F030D31B000
- F030D31B001
- F030D31B006
- F030D31B012
- F030D31B018
- F030D31B030
- F030D31B033
- Dali
- F030D31D000
- F030D31D001
- F030D31D006
- F030D31D012
- F030D31D018
- F030D31D030
- F030D31D033

4000K

Non Dimmable

- F030D41A000
- F030D41A001
- F030D41A006
- F030D41A012
- F030D41A018
- F030D41A030
- F030D41A033
- 1-10V
- F030D41B000
- F030D41B001
- F030D41B006
- F030D41B012
- F030D41B018
- F030D41B030
- F030D41B033
- Dali
- F030D41D000
- F030D41D001
- F030D41D006
- F030D41D012
- F030D41D018
- F030D41D030
- F030D41D033



@3000K

Optic Medium

2700K

Non Dimmable

- F030D22A000
- F030D22A001
- F030D22A006
- F030D22A012
- F030D22A018
- F030D22A030
- F030D22A033
- 1-10V
- F030D22B000
- F030D22B001
- F030D22B006
- F030D22B012
- F030D22B018
- F030D22B030
- F030D22B033
- Dali
- F030D22D000
- F030D22D001
- F030D22D006
- F030D22D012
- F030D22D018
- F030D22D030
- F030D22D033

3000K

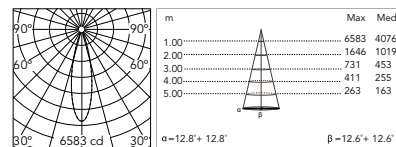
Non Dimmable

- F030D32A000
- F030D32A001
- F030D32A006
- F030D32A012
- F030D32A018
- F030D32A030
- F030D32A033
- 1-10V
- F030D32B000
- F030D32B001
- F030D32B006
- F030D32B012
- F030D32B018
- F030D32B030
- F030D32B033
- Dali
- F030D32D000
- F030D32D001
- F030D32D006
- F030D32D012
- F030D32D018
- F030D32D030
- F030D32D033

4000K

Non Dimmable

- F030D42A000
- F030D42A001
- F030D42A006
- F030D42A012
- F030D42A018
- F030D42A030
- F030D42A033
- 1-10V
- F030D42B000
- F030D42B001
- F030D42B006
- F030D42B012
- F030D42B018
- F030D42B030
- F030D42B033
- Dali
- F030D42D000
- F030D42D001
- F030D42D006
- F030D42D012
- F030D42D018
- F030D42D030
- F030D42D033



@3000K

Optic Flood

2700K

Non Dimmable

- F030D23A000
- F030D23A001
- F030D23A006
- F030D23A012
- F030D23A018
- F030D23A030
- F030D23A033
- 1-10V
- F030D23B000
- F030D23B001
- F030D23B006
- F030D23B012
- F030D23B018
- F030D23B030
- F030D23B033
- Dali
- F030D23D000
- F030D23D001
- F030D23D006
- F030D23D012
- F030D23D018
- F030D23D030
- F030D23D033

3000K

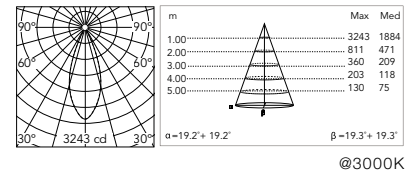
Non Dimmable

- F030D33A000
- F030D33A001
- F030D33A006
- F030D33A012
- F030D33A018
- F030D33A030
- F030D33A033
- 1-10V
- F030D33B000
- F030D33B001
- F030D33B006
- F030D33B012
- F030D33B018
- F030D33B030
- F030D33B033
- Dali
- F030D33D000
- F030D33D001
- F030D33D006
- F030D33D012
- F030D33D018
- F030D33D030
- F030D33D033

4000K

Non Dimmable

- F030D43A000
- F030D43A001
- F030D43A006
- F030D43A012
- F030D43A018
- F030D43A030
- F030D43A033
- 1-10V
- F030D43B000
- F030D43B001
- F030D43B006
- F030D43B012
- F030D43B018
- F030D43B030
- F030D43B033
- Dali
- F030D43D000
- F030D43D001
- F030D43D006
- F030D43D012
- F030D43D018
- F030D43D030
- F030D43D033

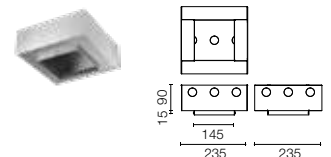


Mile Recessed 2: Accessori / Accessories

Scatola in metallo per installazione soffitti in cemento.

Metal installation box for concrete ceiling.

F030Z020000



Accessori per versioni non dimmable / Accessories for non-dimmable versions

Sistema di giunzione IP68 H2O Stop anti-condensa a 2 vie 4 poli.

2 way terminal block 4 poles IP68 H2O Stop.

F990C00A000



Sistema di giunzione IP68 H2O Stop anti-condensa a 3/4 vie 4 poli. (Ø5,5÷12mm cavo).

3/4 way terminal block 4 poles IP68 H2O Stop. (ø5,5÷12mm cable).

F990C010000



Accessori per versioni Dimmerabili / Accessories for dimmable versions

Kit connettore 5 poli presa volante + spina EU IP68.

Connector kit 5-pole flying socket + EU plug IP68.

F990C080000



Scatola di derivazione 5 poli 4 vie IP68 (cavi 6-14 mm).

4 way junction box 5 poles IP68 (6-14 mm cables).

F990C030000



Captain Flint

Designed by Michael Anastassiades





Captain Flint



Captain Flint Wall

Famiglia / Family

Captain Flint Outdoor Floor



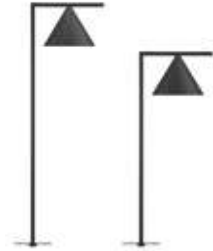
CoB Led
11W
613 lm - 2700K/CRI 80
658 lm - 3000K/CRI 80
703 lm - 4000K/CRI 80
[2200K available on request.](#)

Captain Flint Outdoor Wall



CoB Led
9,5W
613 lm - 2700K/CRI 80
658 lm - 3000K/CRI 80
703 lm - 4000K/CRI 80
[2200K available on request.](#)

Captain Flint Outdoor Bollard



CoB Led
9,5W
613 lm - 2700K/CRI 80
658 lm - 3000K/CRI 80
703 lm - 4000K/CRI 80
[2200K available on request.](#)

Colori / Colours



18 Deep Brown



30 Black



37 Burgundy Red



55 Brushed Stainless Steel



59 Brass Finish

Captain Flint Outdoor Floor - Stone bases



18 Deep Brown/Travertino Imperiale



30 Black/Black Lava



37 Burgundy Red/Black Lava



55 Brushed Stainless Steel/
Occhio di Pernice



59 Brass Finish/Grey Lava

Descrizione / Description

Collezione di apparecchi di illuminazione completa di versione a parete, bollard e versione da terra per uso esterno.

Versione da parete con testa fissa. Rosone, telaio e cono in acciaio inox 316L spazzolato, verniciato o finitura ottone spazzolato; le parti strutturali vengono trattate con procedimento di conversione chimica al fine di ottenere una efficiente resistenza agli agenti atmosferici. Diffusore in policarbonato opalino anti-UV fotoinciso stampato ad iniezione. Sorgente luminosa a LED inclusa.

Versione da terra con testa orientabile sull'asta orizzontale di 315°, completa di una robusta base in pietra in diverse finiture. Disponibile in cinque combinazioni standard: acciaio verniciato nero/lava nera, acciaio verniciato deep brown/travertino imperiale, rosso borgogna/lava nera, ottone satinato/lava grigia, acciaio inox satinato/occhio di pernice. Cavo adatto per outdoor di 5 metri di lunghezza con spina Schuko IP44.

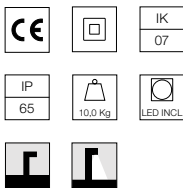
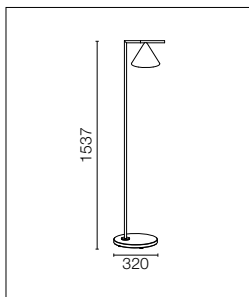
Interruttore dimmer a pedale retroilluminato IP65 lungo il cavo che garantisce le funzioni ON/OFF e regolazione del flusso luminoso 30-100%.

Luminaire family with wall version, bollard version and outdoor floor version.

Wall version with fixed head. Rose, frame and cone in 316L polished or painted stainless steel or polished brass finishes. Structural parts have been treated with a chemical conversion process for effective resistance against atmospheric conditions. Diffuser in photo-recorded and injection molded UV-resistant opalescent polycarbonate. LED light source included.

Floor version with 315° adjustable head in horizontal rod, with a robust stone base that comes in various finishes. Available in five standard combinations: black/black lava painted steel, deep brown/travertino imperiale, burgundy red/black lava, satinized brass/grey lava, satinized stainless steel/occhio di pernice. 5-m cable with IP44 Schuko plug suitable for outdoor use. Backlit floor dimmer switch along the IP65 cable enables ON/OFF function and 30–100% brightness regulation.

Captain Flint Outdoor Floor



Sorgente luminosa a LED inclusa.
Cavo adatto per outdoor 5 metri di lunghezza con spina Schuko IP44.
Interruttore dimmer a pedale retroilluminato IP65 lungo il cavo che garantisce le funzioni ON/OFF e regolazione del flusso luminoso 30-100%.
Funzione Casambi a richiesta.

LED bulb included.
5-m cable with Schuko IP44 plug suitable for outdoor use.
Backlit floor dimmer switch on the IP65 cable enables ON/OFF function and brightness regulation 30-100%.
Casambi function on demand.

2200K disponibile su richiesta.

2200K available on request.

CoB Led: 11W - 1055 lm \neq FIXT 613 lm - 2700K/CRI>80 - 220-240V / 11W - 1133 lm \neq FIXT 658 lm - 3000K/CRI>80 - 220-240V / 11W - 1211 lm \neq FIXT 703 lm - 4000K/CRI>80 - 220-240V

2700K

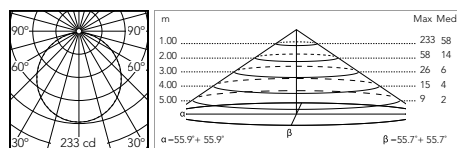
- F011A21F018.A
- F011A22F030.A
- F011A22F037.A
- F011A24F055.A
- F011A23F059.A

3000K

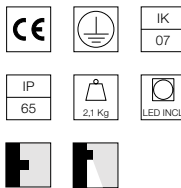
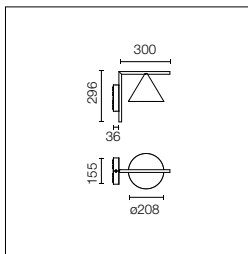
- F011A31F018.A
- F011A32F030.A
- F011A32F037.A
- F011A34F055.A
- F011A33F059.A

4000K

- F011A41F018.A
- F011A42F030.A
- F011A42F037.A
- F011A44F055.A
- F011A43F059.A



@3000K



Apparecchio di illuminazione da parete a luce diffusa con testa fissa. Sorgente luminosa a LED inclusa.
 Alimentazione elettrica 220-240V ON/OFF o dimmerabile 1-10V / DALI integrata.
 La connessione viene eseguita in modo rapido all'interno del rosone con giunto elettrico plug&play e connettore IP68 in dotazione. Staffa di fissaggio inclusa.
 Versione 110V a richiesta.

Luminaire for wall-mounting with diffuse light emission and fixed head. LED light source included. Integrated 220-240V ON/OFF or 1-10V/DALI dimmable electrical power.
 Connection is quickly ensured in the rose with the plug & play electrical connection and the IP68 connector included. Clamp bracket included.
 110V version upon request.

2200K disponibile su richiesta.

2200K available on request.

CoB Led: 9,5W -1055 lm ≠ FIXT 613 lm - 2700K/CRI>80 - 220-240V / 9,5W - 1133 lm ≠ FIXT 658 lm - 3000K/CRI>80 - 220-240V / 9,5W -1211 lm ≠ FIXT 703 lm - 4000K/CRI>80 - 220-240V

2700K

Non Dimmable

- F011W20A018
- F011W20A030
- F011W20A037
- F011W20A055
- F011W20A059
- 1-10V
- F011W20B018
- F011W20B030
- F011W20B037
- F011W20B055
- F011W20B059
- Dali
- F011W20D018
- F011W20D030
- F011W20D037
- F011W20D055
- F011W20D059

3000K

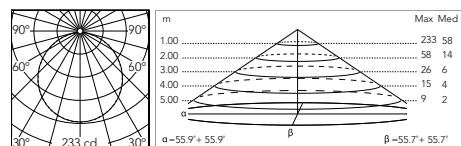
Non Dimmable

- F011W30A018
- F011W30A030
- F011W30A037
- F011W30A055
- F011W30A059
- 1-10V
- F011W30B018
- F011W30B030
- F011W30B037
- F011W30B055
- F011W30B059
- Dali
- F011W30D018
- F011W30D030
- F011W30D037
- F011W30D055
- F011W30D059

4000K

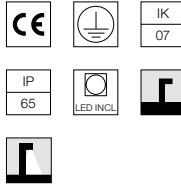
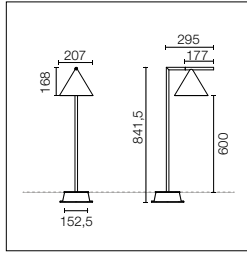
Non Dimmable

- F011W40A018
- F011W40A030
- F011W40A037
- F011W40A055
- F011W40A059
- 1-10V
- F011W40B018
- F011W40B030
- F011W40B037
- F011W40B055
- F011W40B059
- Dali
- F011W40D018
- F011W40D030
- F011W40D037
- F011W40D055
- F011W40D059



@3000K

Captain Flint Outdoor B1



Alimentazione elettrica ON/OFF o dimmerabile 220-240V integrata. L'apparecchio è fornito con un connettore stagno per il collegamento alla rete elettrica. Cassaforma per l'installazione nel terreno o su pavimentazione da gettare con plinto di cemento da ordinare separatamente.

Integrated ON/OFF or dimmable 220-240V power supply. For mains connection, the light source is equipped with watertight cable. Box for ground or cobblestone installations requiring concrete plinth is available upon request.

2200K disponibile su richiesta.

2200K available on request.

CoB Led: 9,5W -1055 lm \neq FIXT 613 lm - 2700K/CRI>80 - 220-240V / 9,5W - 1133 lm \neq FIXT 658 lm - 3000K/CRI>80 - 220-240V / 9,5W -1211 lm \neq FIXT 703 lm - 4000K/CRI>80 - 220-240V

2700K

Non Dimmable

- F011D20A018
- F011D20A030
- F011D20A037
- F011D20A055
- F011D20A059
- 1-10V
- F011D20B018
- F011D20B030
- F011D20B037
- F011D20B055
- F011D20B059
- Dali
- F011D20D018
- F011D20D030
- F011D20D037
- F011D20D055
- F011D20D059

3000K

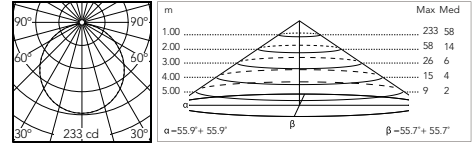
Non Dimmable

- F011D30A018
- F011D30A030
- F011D30A037
- F011D30A055
- F011D30A059
- 1-10V
- F011D30B018
- F011D30B030
- F011D30B037
- F011D30B055
- F011D30B059
- Dali
- F011D30D018
- F011D30D030
- F011D30D037
- F011D30D055
- F011D30D059

4000K

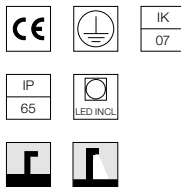
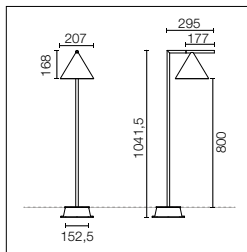
Non Dimmable

- F011D40A018
- F011D40A030
- F011D40A037
- F011D40A055
- F011D40A059
- 1-10V
- F011D40B018
- F011D40B030
- F011D40B037
- F011D40B055
- F011D40B059
- Dali
- F011D40D018
- F011D40D030
- F011D40D037
- F011D40D055
- F011D40D059



@3000K

Captain Flint Outdoor B2



Alimentazione elettrica ON/OFF o dimmerabile 220-240V integrata. L'apparecchio è fornito con un connettore stagno per il collegamento alla rete elettrica. Cassaforma per l'installazione nel terreno o su pavimentazione da gettare con plinto di cemento da ordinare separatamente.

Integrated ON/OFF or dimmable 220-240V power supply. For mains connection, the light source is equipped with watertight cable. Box for ground or cobblestone installations requiring concrete plinth is available upon request.

2200K disponibile su richiesta.

2200K available on request.

CoB Led: 9,5W -1055 lm \neq FIXT 613 lm - 2700K/CRI>80 - 220-240V / 9,5W - 1133 lm \neq FIXT 658 lm - 3000K/CRI>80 - 220-240V / 9,5W -1211 lm \neq FIXT 703 lm - 4000K/CRI>80 - 220-240V

2700K

Non Dimmable

- F011E20A018
- F011E20A030
- F011E20A037
- F011E20A055
- F011E20A059
- 1-10V
- F011E20B018
- F011E20B030
- F011E20B037
- F011E20B055
- F011E20B059
- Dali
- F011E20D018
- F011E20D030
- F011E20D037
- F011E20D055
- F011E20D059

3000K

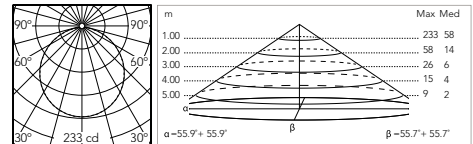
Non Dimmable

- F011E30A018
- F011E30A030
- F011E30A037
- F011E30A055
- F011E30A059
- 1-10V
- F011E30B018
- F011E30B030
- F011E30B037
- F011E30B055
- F011E30B059
- Dali
- F011E30D018
- F011E30D030
- F011E30D037
- F011E30D055
- F011E30D059

4000K

Non Dimmable

- F011E40A018
- F011E40A030
- F011E40A037
- F011E40A055
- F011E40A059
- 1-10V
- F011E40B018
- F011E40B030
- F011E40B037
- F011E40B055
- F011E40B059
- Dali
- F011E40D018
- F011E40D030
- F011E40D037
- F011E40D055
- F011E40D059



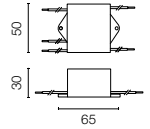
@3000K

Captain Flint Bollard

Dispositivo di protezione per il sovraccarico. 275 Vac. Corrente massima di scarica 10KA (8/29us). Massima corrente operativa 5A. Adatto per la connessione in serie. IP66.

Surge protection device. 275Vac. Maximum discharge current 10KA (8/20us). Maximum operating current 5A. Suitable for series connection. IP66.

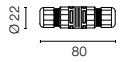
F990E00A000



Sistema di giunzione IP68 H2O Stop anti-condensa a 2 vie 4 poli.

2 way terminal block 4 poles IP68 H2O Stop.

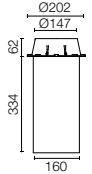
F990C00A000



Cassaforma per l'installazione a terra.


Box for ground installation.

F018Z000000




IC Light

Designed by Michael Anastassiades





IC Lights Floor



IC Lights Wall



IC Lights Floor

Famiglia / Family

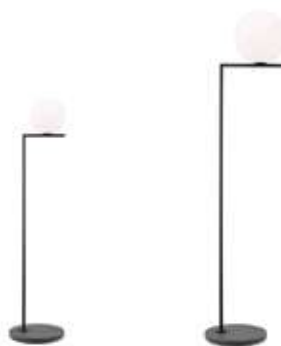
IC Wall / Ceiling



Led
Max 8W E14

Led
Max 15W E27

IC Floor



Led
Max 8W E14

Led
Max 15W E27

Colori / Colours



18 Deep Brown



30 Black



37 Burgundy Red



55 Brushed Stainless Steel



59 Brass Finish

IC Floor Outdoor - Stone bases



30 Black/Black Lava



18 Deep Brown/Travertino Imperiale



37 Burgundy Red/Black Lava



55 Brushed Stainless Steel/
Occhio di Pernice



59 Brass Finish/Grey Lava

Descrizione / Description

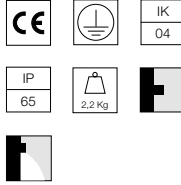
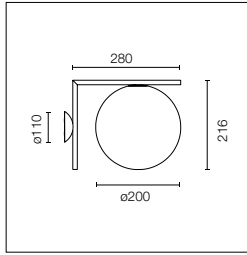

Apparecchio di illuminazione da parete-plafone a luce diffusa per uso esterno disponibile in due dimensioni. Telaio in acciaio inox spazzolato, in finitura ottone spazzolato o verniciato colore nero opaco o rosso burgundy. Le parti strutturali dell'apparecchio vengono trattate con procedimento di conversione chimica al fine di ottenere una efficiente resistenza agli agenti atmosferici. Durante il montaggio e la manutenzione degli apparecchi bisogna prestare particolare attenzione a non danneggiare la verniciatura a polvere.

Diffusore opalino in vetro soffiato bianco latte lucido. L'apparecchio è fornito completo con guarnizione per la connessione a tenuta IP. Sorgente luminosa esclusa attacco E14/E27.

Wall- or ceiling-mounted light fitting with diffuse light for exterior use available in two sizes. Frame in brushed stainless steel, brushed brass finish or painted opaque black or burgundy. The structure of the fitting is treated with a chemical conversion process for effective resistance to atmospheric agents. Special attention is recommended during installation and maintenance to prevent damage to the powder coating.

Opalescent diffuser in shiny white translucent blown glass. The light comes with seals for IP-rated connection. Light source with E14/E27 connection not included.

IC Ceiling Wall 1 Outdoor



Sorgente luminosa esclusa.
Apparecchio di illuminazione da parete/soffitto a luce diffusa.
Telaio in ottone, spazzolato e verniciato trasparente o acciaio cromato. Diffusore opalino di vetro soffiato.

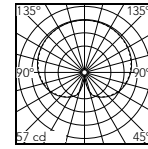
Light source excluded. Optional LED bulb sold separately. Wall mounting system contains the wiring system. Watertight cable gland included.

Led: max 8W - E14 - 220-240V

- F012H00C018
- F012H00C030
- F012H00C037
- F012H00C055
- F012H00C059

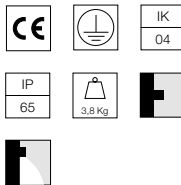
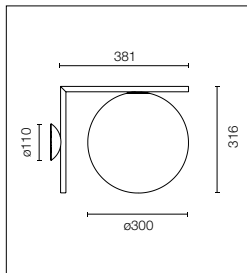
Accessori / Accessories

- 1 x LED 8W E14 900lm 3000K cod. RF32291 [e] DIMMER
- 1 x LED 8W E14 900lm 2700K cod. RF32290 [e] DIMMER



@3000K

IC Ceiling Wall 2 Outdoor



Sorgente luminosa esclusa.
Apparecchio di illuminazione da parete/soffitto a luce diffusa.
Telaio in ottone, spazzolato e verniciato trasparente o acciaio cromato. Diffusore opalino di vetro soffiato.

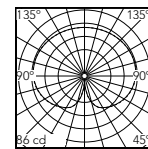
Light source excluded. Optional LED bulb sold separately. Wall mounting system contains the wiring system. Watertight cable gland included.

Led: max 15W - E27 - 220-240V

- F012J00C018
- F012J00C030
- F012J00C037
- F012J00C055
- F012J00C059

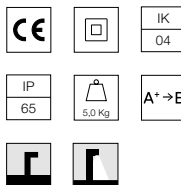
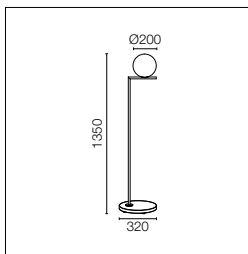
Accessori / Accessories

- 1 x LED 15W E27 2000lm 2700K cod. RF32288 [e] DIMMER
- 1 x LED 15W E27 2000lm 3000K cod. RF32289 [e] DIMMER



@3000K

IC Floor 1 Outdoor



Sorgente luminosa esclusa.
Cavo adatto per outdoor 5 metri di lunghezza con spina Schuko IP44.
Interruttore dimmer a pedale retroilluminato IP65 lungo il cavo che garantisce le funzioni ON/OFF e regolazione del flusso luminoso 30-100% (con lampadina a LED Dimmerabile).

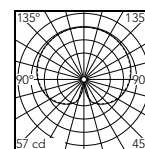
Bulb not included.
5-m cable with Schuko IP44 plug suitable for outdoor use.
Backlit floor dimmer switch on the IP65 cable enables ON/OFF function and brightness regulation 30-100% (with dimmable LED bulb).

Led: max 8W - E14 - 220-240V

- F012A01C018.A
- F012A02C030.A
- F012A02C037.A
- F012A04C055.A
- F012A03C059.A

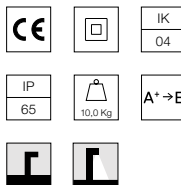
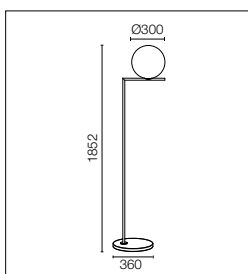
Accessori / Accessories

- 1 x LED 8W E14 900lm 3000K cod. RF32291 [e] DIMMER
- 1 x LED 8W E14 900lm 2700K cod. RF32290 [e] DIMMER



@3000K

IC Floor 2 Outdoor



Sorgente luminosa esclusa.
Cavo adatto per outdoor 5 metri di lunghezza con spina Schuko IP44.
Interruttore dimmer a pedale retroilluminato IP65 lungo il cavo che garantisce le funzioni ON/OFF e regolazione del flusso luminoso 30-100% (con lampadina a LED Dimmerabile).

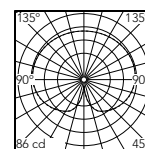
Bulb not included.
5-m cable with Schuko IP44 plug suitable for outdoor use.
Backlit floor dimmer switch on the IP65 cable enables ON/OFF function and brightness regulation 30-100% (with dimmable LED bulb).

Led: max 15W - E27 - 220-240V

- F012B01C018.A
- F012B02C030.A
- F012B02C037.A
- F012B04C055.A
- F012B03C059.A

Accessori / Accessories

- 1 x LED 15W E27 2000lm 2700K cod. RF32288 [e] DIMMER
- 1 x LED 15W E27 2000lm 3000K cod. RF32289 [e] DIMMER



@3000K

Caule

Designed by Patricia Urquiola





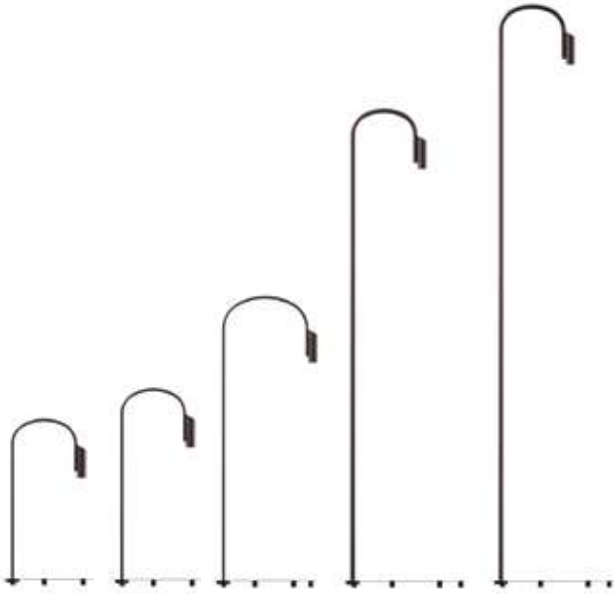
Caule Floor



Caulé Bollard Nest

Famiglia / Family

Caule Floor



Power Led

5W
282 lm - 2700K/CRI 80
303 lm - 3000K/CRI 80
324 lm - 4000K/CRI 80
[2200K available on request.](#)


Caule Floor Nest



Power Led

5W
282 lm - 2700K/CRI 80
303 lm - 3000K/CRI 80
324 lm - 4000K/CRI 80
[2200K available on request.](#)

Caule Bollard



Power Led

5W
282 lm - 2700K/CRI 80
303 lm - 3000K/CRI 80
324 lm - 4000K/CRI 80
[2200K available on request.](#)

Caule Bollard Nest



Power Led

5W
282 lm - 2700K/CRI 80
303 lm - 3000K/CRI 80
324 lm - 4000K/CRI 80
[2200K available on request.](#)

Colori / Colours



01 White



06 Grey



12 Forest Green



18 Deep Brown



30 Black



33 Anthracite

Descrizione / Description

Collezione di apparecchi di illuminazione da esterno in versione lampada da terra mobile e in versione bollard, disponibili in diverse altezze.

Sono caratterizzate dal design morbido e flessuoso dello stelo e dalla testa disponibile in due modelli differenti: testa monolite per una luce diretta soft, testa con cover Nest a maglia metallica per una luce diffusa e disegnata.

La struttura dello stelo è realizzata in acciaio inox aisi 304 per una efficiente resistenza agli agenti atmosferici. La base è in acciaio inox aisi 304 per la versione lampada da terra mobile e in alluminio pressofuso per la versione bollard. La testa, in cui è recessa la sorgente LED inclusa, è in stampo di alluminio pressofuso; nella versione Nest la cover è realizzata in maglia metallica in acciaio inox aisi 316L.

Le parti strutturali dell'apparecchio vengono trattate con procedimento di conversione chimica al fine di ottenere una efficiente resistenza alla corrosione degli agenti atmosferici. Lo schermo di protezione della sorgente luminosa è in vetro sabbato per la testa monolite, in metacrilato trasparente per la versione Nest

La versione lampada da terra è completata da cavo adatto per outdoor 5 metri di lunghezza con spina Schuko IP44 e interruttore dimmer a pedale retroilluminato IP65 che garantisce le funzioni ON/OFF e regolazione del flusso luminoso.

La versione bollard è fornita con uno spezzone di cavo uscente in neoprene di 200 mm di lunghezza ed è pronto per l'installazione su qualsiasi pavimento. Disponibile come accessorio da ordinare separatamente la cassaforma per l'installazione su una pavimentazione da gettare con plinto di cemento.

Collection of outdoor lighting units in a movable floor lamp version and a bollard version, both available in different heights.

The lamps are characterized by their soft, pliable stem. The lamp head is available in two different models: solid, for direct soft light, or with a 'nest' cover, a metallic mesh creating a unique wash of diffuse light.

The structure of the stem is made of AISI 304 stainless steel for effective resistance to atmospheric agents. The base of the movable floor version is made of AISI 304 stainless steel for and the bollard version is made of die-cast aluminium.

The lamp head, which holds the included LED light source, is made of moulded aluminium; the cover of the 'nest' version is made of a metallic mesh in AISI 316L stainless steel.

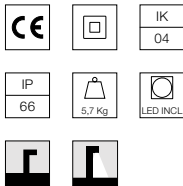
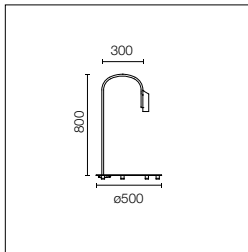
The structure is treated with a chemical conversion process for effective resistance to atmospheric agents.

The screen protecting the light source is made of sanded glass for the solid head and methacrylate for the 'nest' version.

The floor lamp version comes with 5 metres of cable appropriate for outdoor use with a Schuko IP44 and IP65 backlit pedal dimmer switch for easy ON/OFF and to adjust the amount of light.

The bollard version comes with a 200-mm length of neoprene cable and is ready for installation on any flooring. Optional accessory (sold separately): box for installation on flooring laid over concrete.

Caule Floor 1



Sorgente luminosa a LED inclusa. Alimentazione elettrica 220-240V 50-60 Hz integrata. Cavo adatto per outdoor 5 metri di lunghezza con spina Schuko IP44. Interruttore dimmer a pedale retroilluminato IP65 lungo il cavo che garantisce le funzioni ON/OFF e regolazione del flusso luminoso. Versione 110V a richiesta. Dimmer Control switch integrato (lungo il cavo). Funzione Casambi a richiesta.

LED light source included. Integrated 220-240V 50-60 Hz electrical power. Cable suitable for outdoors, 5-m long with Schuko IP44 plug. IP65 backlit pedal dimmer switch on the cable for easy ON/OFF and to adjust the amount of light. 110V version upon request. Integrated dimmer control switch (on the cable). Casambi function on demand.

2200K disponibile su richiesta.

2200K available on request.

Power Led: 5W - 447 lm ≠ FIXT 282 lm - 2700K/CRI 80 - 220-240V / 5W - 480 lm ≠ FIXT 303 lm - 3000K/CRI 80 - 220-240V / 5W - 513 lm ≠ FIXT 324 lm - 4000K/CRI 80 - 220-240V

2700K

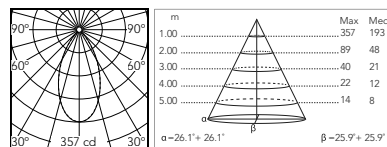
- F016M21K001.A
- F016M21K006.A
- F016M21K012.A
- F016M21K018.A
- F016M21K030.A
- F016M21K033.A

3000K

- F016M31K001.A
- F016M31K006.A
- F016M31K012.A
- F016M31K018.A
- F016M31K030.A
- F016M31K033.A

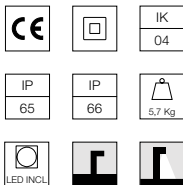
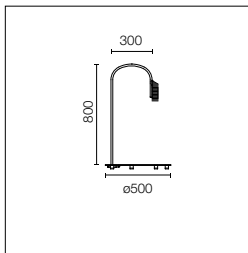
4000K

- F016M41K001.A
- F016M41K006.A
- F016M41K012.A
- F016M41K018.A
- F016M41K030.A
- F016M41K033.A



@3000K

Caule Floor 1 Nest



Sorgente luminosa a LED inclusa. Alimentazione elettrica 220-240V 50-60 Hz integrata. Cavo adatto per outdoor 5 metri di lunghezza con spina Schuko IP44. Interruttore dimmer a pedale retroilluminato IP65 lungo il cavo che garantisce le funzioni ON/OFF e regolazione del flusso luminoso. Versione 110V a richiesta. Dimmer Control switch integrato (lungo il cavo). Funzione Casambi a richiesta.

LED light source included. Integrated 220-240V 50-60 Hz electrical power. Cable suitable for outdoors, 5-m long with Schuko IP44 plug. IP65 backlit pedal dimmer switch on the cable for easy ON/OFF and to adjust the amount of light. 110V version upon request. Integrated dimmer control switch (on the cable). Casambi function on demand.

2200K disponibile su richiesta.

2200K available on request.

Power Led: 5W - 447 lm ≠ FIXT 124 lm - 2700K/CRI 80 - 220-240V / 5W - 480 lm ≠ FIXT 137 lm - 3000K/CRI 80 - 220-240V / 5W - 513 lm ≠ FIXT 143 lm - 4000K/CRI 80 - 220-240V

2700K

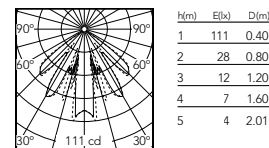
- F016N21K001.A
- F016N21K006.A
- F016N21K012.A
- F016N21K018.A
- F016N21K030.A
- F016N21K033.A

3000K

- F016N31K001.A
- F016N31K006.A
- F016N31K012.A
- F016N31K018.A
- F016N31K030.A
- F016N31K033.A

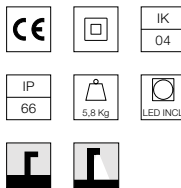
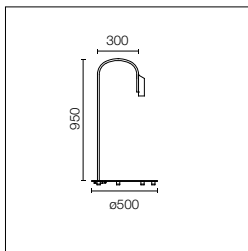
4000K

- F016N41K001.A
- F016N41K006.A
- F016N41K012.A
- F016N41K018.A
- F016N41K030.A
- F016N41K033.A



@3000K

Caule Floor 2



Sorgente luminosa a LED inclusa. Alimentazione elettrica 220-240V 50-60 Hz integrata. Cavo adatto per outdoor 5 metri di lunghezza con spina Schuko IP44. Interruttore dimmer a pedale retroilluminato IP65 lungo il cavo che garantisce le funzioni ON/OFF e regolazione del flusso luminoso. Versione 110V a richiesta. Dimmer Control switch integrato (lungo il cavo). Funzione Casambi a richiesta.

LED light source included. Integrated 220-240V 50-60 Hz electrical power. Cable suitable for outdoors, 5-m long with Schuko IP44 plug. IP65 backlit pedal dimmer switch on the cable for easy ON/OFF and to adjust the amount of light. 110V version upon request. Integrated dimmer control switch (on the cable). Casambi function on demand.

2200K disponibile su richiesta.

2200K available on request.

Power Led: 5W - 447 lm ≠ FIXT 282 lm - 2700K/CRI 80 - 220-240V / 5W - 480 lm ≠ FIXT 303 lm - 3000K/CRI 80 - 220-240V / 5W - 513 lm ≠ FIXT 324 lm - 4000K/CRI 80 - 220-240V

2700K

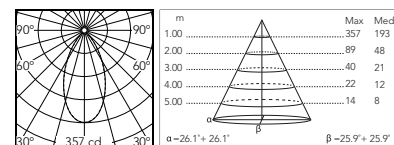
- F016M22K001.A
- F016M22K006.A
- F016M22K012.A
- F016M22K018.A
- F016M22K030.A
- F016M22K033.A

3000K

- F016M32K001.A
- F016M32K006.A
- F016M32K012.A
- F016M32K018.A
- F016M32K030.A
- F016M32K033.A

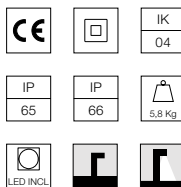
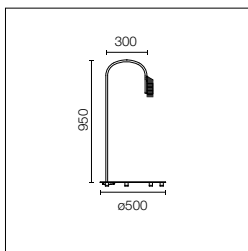
4000K

- F016M42K001.A
- F016M42K006.A
- F016M42K012.A
- F016M42K018.A
- F016M42K030.A
- F016M42K033.A



@3000K

Caule Floor 2 Nest



Sorgente luminosa a LED inclusa. Alimentazione elettrica 220-240V 50-60 Hz integrata. Cavo adatto per outdoor 5 metri di lunghezza con spina Schuko IP44. Interruttore dimmer a pedale retroilluminato IP65 lungo il cavo che garantisce le funzioni ON/OFF e regolazione del flusso luminoso. Versione 110V a richiesta. Dimmer Control switch integrato (lungo il cavo). Funzione Casambi a richiesta.

LED light source included. Integrated 220-240V 50-60 Hz electrical power. Cable suitable for outdoors, 5-m long with Schuko IP44 plug. IP65 backlit pedal dimmer switch on the cable for easy ON/OFF and to adjust the amount of light. 110V version upon request. Integrated dimmer control switch (on the cable). Casambi function on demand.

2200K disponibile su richiesta.

2200K available on request.

Power Led: 5W - 447 lm ≠ FIXT 124 lm - 2700K/CRI 80 - 220-240V / 5W - 480 lm ≠ FIXT 137 lm - 3000K/CRI 80 - 220-240V / 5W - 513 lm ≠ FIXT 143 lm - 4000K/CRI 80 - 220-240V

2700K

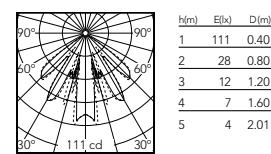
- F016N22K001.A
- F016N22K006.A
- F016N22K012.A
- F016N22K018.A
- F016N22K030.A
- F016N22K033.A

3000K

- F016N32K001.A
- F016N32K006.A
- F016N32K012.A
- F016N32K018.A
- F016N32K030.A
- F016N32K033.A

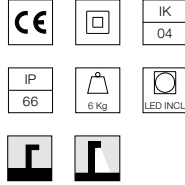
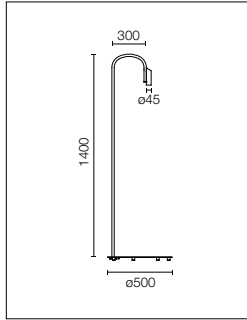
4000K

- F016N42K001.A
- F016N42K006.A
- F016N42K012.A
- F016N42K018.A
- F016N42K030.A
- F016N42K033.A



@3000K

Caule Floor 3



Sorgente luminosa a LED inclusa. Alimentazione elettrica 220-240V 50-60 Hz integrata. Cavo adatto per outdoor 5 metri di lunghezza con spina Schuko IP44. Interruttore dimmer a pedale retroilluminato IP65 lungo il cavo che garantisce le funzioni ON/OFF e regolazione del flusso luminoso. Versione 110V a richiesta. Dimmer Control switch integrato (lungo il cavo). Funzione Casambi a richiesta.

LED light source included. Integrated 220-240V 50-60 Hz electrical power. Cable suitable for outdoors, 5-m long with Schuko IP44 plug. IP65 backlit pedal dimmer switch on the cable for easy ON/OFF and to adjust the amount of light. 110V version upon request. Integrated dimmer control switch (on the cable). Casambi function on demand.

2200K disponibile su richiesta.

2200K available on request.

Power Led: 5W - 447 lm ≠ FIXT 282 lm - 2700K/CRI 80 - 220-240V / 5W - 480 lm ≠ FIXT 303 lm - 3000K/CRI 80 - 220-240V / 5W - 513 lm ≠ FIXT 324 lm - 4000K/CRI 80 - 220-240V

2700K

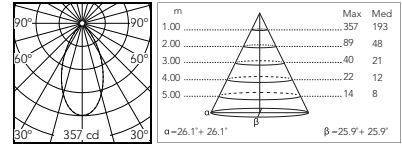
- F016M23K001.A
- F016M23K006.A
- F016M23K012.A
- F016M23K018.A
- F016M23K030.A
- F016M23K033.A

3000K

- F016M33K001.A
- F016M33K006.A
- F016M33K012.A
- F016M33K018.A
- F016M33K030.A
- F016M33K033.A

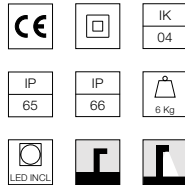
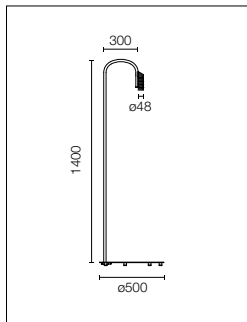
4000K

- F016M43K001.A
- F016M43K006.A
- F016M43K012.A
- F016M43K018.A
- F016M43K030.A
- F016M43K033.A



@3000K

Caule Floor 3 Nest



Sorgente luminosa a LED inclusa. Alimentazione elettrica 220-240V 50-60 Hz integrata. Cavo adatto per outdoor 5 metri di lunghezza con spina Schuko IP44. Interruttore dimmer a pedale retroilluminato IP65 lungo il cavo che garantisce le funzioni ON/OFF e regolazione del flusso luminoso. Versione 110V a richiesta. Dimmer Control switch integrato (lungo il cavo). Funzione Casambi a richiesta.

LED light source included. Integrated 220-240V 50-60 Hz electrical power. Cable suitable for outdoors, 5-m long with Schuko IP44 plug. IP65 backlit pedal dimmer switch on the cable for easy ON/OFF and to adjust the amount of light. 110V version upon request. Integrated dimmer control switch (on the cable). Casambi function on demand.

2200K disponibile su richiesta.

2200K available on request.

Power Led: 5W - 447 lm ≠ FIXT 124 lm - 2700K/CRI 80 - 220-240V / 5W - 480 lm ≠ FIXT 137 lm - 3000K/CRI 80 - 220-240V / 5W - 513 lm ≠ FIXT 143 lm - 4000K/CRI 80 - 220-240V

2700K

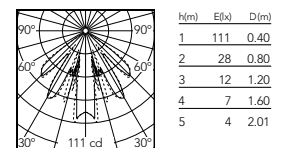
- F016N23K001.A
- F016N23K006.A
- F016N23K012.A
- F016N23K018.A
- F016N23K030.A
- F016N23K033.A

3000K

- F016N33K001.A
- F016N33K006.A
- F016N33K012.A
- F016N33K018.A
- F016N33K030.A
- F016N33K033.A

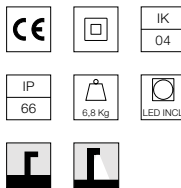
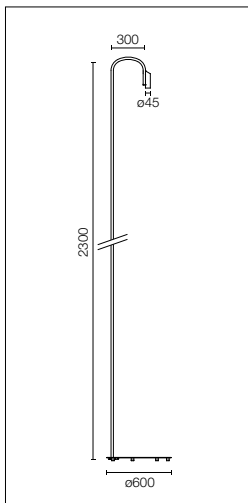
4000K

- F016N43K001.A
- F016N43K006.A
- F016N43K012.A
- F016N43K018.A
- F016N43K030.A
- F016N43K033.A



@3000K

Caule Floor 4



Sorgente luminosa a LED inclusa. Alimentazione elettrica 220-240V 50-60 Hz integrata. Cavo adatto per outdoor 5 metri di lunghezza con spina Schuko IP44. Interruttore dimmer a pedale retroilluminato IP65 lungo il cavo che garantisce le funzioni ON/OFF e regolazione del flusso luminoso. Versione 110V a richiesta. Dimmer Control switch integrato (lungo il cavo). Funzione Casambi a richiesta.

LED light source included. Integrated 220-240V 50-60 Hz electrical power. Cable suitable for outdoors, 5-m long with Schuko IP44 plug. IP65 backlit pedal dimmer switch on the cable for easy ON/OFF and to adjust the amount of light. 110V version upon request. Integrated dimmer control switch (on the cable). Casambi function on demand.

2200K disponibile su richiesta.

2200K available on request.

Power Led: 5W - 447 lm ≠ FIXT 245 lm - 2700K/CRI 80 - 220-240V / 5W - 480 lm ≠ FIXT 263 lm - 3000K/CRI 80 - 220-240V / 5W - 513 lm ≠ FIXT 281 lm - 4000K/CRI 80 - 220-240V

2700K

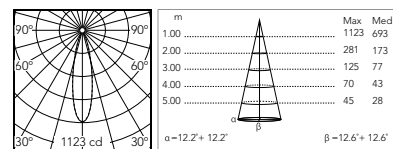
- F016M24K001.A
- F016M24K006.A
- F016M24K012.A
- F016M24K018.A
- F016M24K030.A
- F016M24K033.A

3000K

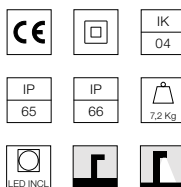
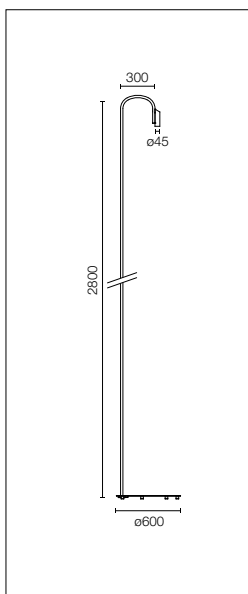
- F016M34K001.A
- F016M34K006.A
- F016M34K012.A
- F016M34K018.A
- F016M34K030.A
- F016M34K033.A

4000K

- F016M44K001.A
- F016M44K006.A
- F016M44K012.A
- F016M44K018.A
- F016M44K030.A
- F016M44K033.A



Caule Floor 5



Sorgente luminosa a LED inclusa. Alimentazione elettrica 220-240V 50-60 Hz integrata. Cavo adatto per outdoor 5 metri di lunghezza con spina Schuko IP44. Interruttore dimmer a pedale retroilluminato IP65 lungo il cavo che garantisce le funzioni ON/OFF e regolazione del flusso luminoso. Versione 110V a richiesta. Dimmer Control switch integrato (lungo il cavo). Funzione Casambi a richiesta.

LED light source included. Integrated 220-240V 50-60 Hz electrical power. Cable suitable for outdoors, 5-m long with Schuko IP44 plug. IP65 backlit pedal dimmer switch on the cable for easy ON/OFF and to adjust the amount of light. 110V version upon request. Integrated dimmer control switch (on the cable). Casambi function on demand.

2200K disponibile su richiesta.

2200K available on request.

Power Led: 5W - 447 lm ≠ FIXT 245 lm - 2700K/CRI 80 - 220-240V / 5W - 480 lm ≠ FIXT 263 lm - 3000K/CRI 80 - 220-240V / 5W - 513 lm ≠ FIXT 281 lm - 4000K/CRI 80 - 220-240V

2700K

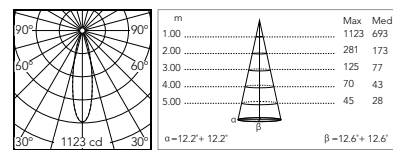
- F016M25K001.A
- F016M25K006.A
- F016M25K012.A
- F016M25K018.A
- F016M25K030.A
- F016M25K033.A

3000K

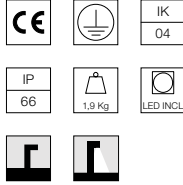
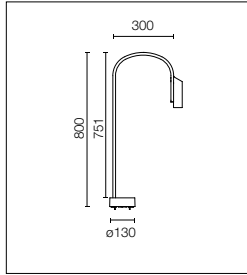
- F016M35K001.A
- F016M35K006.A
- F016M35K012.A
- F016M35K018.A
- F016M35K030.A
- F016M35K033.A

4000K

- F016M45K001.A
- F016M45K006.A
- F016M45K012.A
- F016M45K018.A
- F016M45K030.A
- F016M45K033.A



Caule Bollard 1



Sorgente luminosa a LED inclusa. Alimentazione elettrica ON/OFF o dimmerabile 220-240V integrata. L'apparecchio è installabile su qualsiasi pavimento per mezzo di tasselli. Cassaforma per l'installazione su pavimentazione da gettare con plinto di cemento da ordinare separatamente. Versione 110V a richiesta.

LED light source included. Integrated 220-240V ON/OFF or dimmable electrical power. The device may be installed on any flooring with anchors. Box for installation on flooring laid over concrete sold separately. 110V version upon request.

2200K disponibile su richiesta.

2200K available on request.

Power Led: 5W - 447 lm ≠ FIXT 282 lm - 2700K/CRI 80 - 220-240V / 5W - 480 lm ≠ FIXT 303 lm - 3000K/CRI 80 - 220-240V / 5W - 513 lm ≠ FIXT 324 lm - 4000K/CRI 80 - 220-240V

2700K

Non Dimmable

- F016A21A001
- F016A21A006
- F016A21A012
- F016A21A018
- F016A21A030
- F016A21A033
- 1-10V
- F016A21B001
- F016A21B006
- F016A21B012
- F016A21B018
- F016A21B030
- F016A21B033
- Dali
- F016A21D001
- F016A21D006
- F016A21D012
- F016A21D018
- F016A21D030
- F016A21D033

3000K

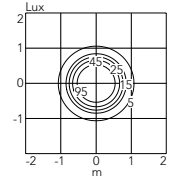
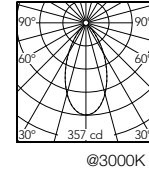
Non Dimmable

- F016A31A001
- F016A31A006
- F016A31A012
- F016A31A018
- F016A31A030
- F016A31A033
- 1-10V
- F016A31B001
- F016A31B006
- F016A31B012
- F016A31B018
- F016A31B030
- F016A31B033
- Dali
- F016A31D001
- F016A31D006
- F016A31D012
- F016A31D018
- F016A31D030
- F016A31D033

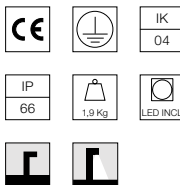
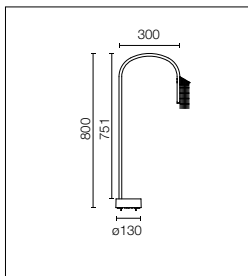
4000K

Non Dimmable

- F016A41A001
- F016A41A006
- F016A41A012
- F016A41A018
- F016A41A030
- F016A41A033
- 1-10V
- F016A41B001
- F016A41B006
- F016A41B012
- F016A41B018
- F016A41B030
- F016A41B033
- Dali
- F016A41D001
- F016A41D006
- F016A41D012
- F016A41D018
- F016A41D030
- F016A41D033



Caule Bollard 1 Nest



Sorgente luminosa a LED inclusa. Alimentazione elettrica ON/OFF o dimmerabile 220-240V integrata. L'apparecchio è installabile su qualsiasi pavimento per mezzo di tasselli. Cassaforma per l'installazione su pavimentazione da gettare con plinto di cemento da ordinare separatamente. Versione 110V a richiesta.

LED light source included. Integrated 220-240V ON/OFF or dimmable electrical power. The device may be installed on any flooring with anchors. Box for installation on flooring laid over concrete sold separately. 110V version upon request.

2200K disponibile su richiesta.

2200K available on request.

Power Led: 5W - 447 lm ≠ FIXT 124 lm - 2700K/CRI 80 - 220-240V / 5W - 480 lm ≠ FIXT 137 lm - 3000K/CRI 80 - 220-240V / 5W - 513 lm ≠ FIXT 143 lm - 4000K/CRI 80 - 220-240V

2700K

Non Dimmable

- F016B21A001
- F016B21A006
- F016B21A012
- F016B21A018
- F016B21A030
- F016B21A033
- 1-10V
- F016B21B001
- F016B21B006
- F016B21B012
- F016B21B018
- F016B21B030
- F016B21B033

Dali

- F016B21D001
- F016B21D006
- F016B21D012
- F016B21D018
- F016B21D030
- F016B21D033

3000K

Non Dimmable

- F016B31A001
- F016B31A006
- F016B31A012
- F016B31A018
- F016B31A030
- F016B31A033
- 1-10V
- F016B31B001
- F016B31B006
- F016B31B012
- F016B31B018
- F016B31B030
- F016B31B033

Dali

- F016B31D001
- F016B31D006
- F016B31D012
- F016B31D018
- F016B31D030
- F016B31D033

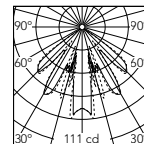
4000K

Non Dimmable

- F016B41A001
- F016B41A006
- F016B41A012
- F016B41A018
- F016B41A030
- F016B41A033
- 1-10V
- F016B41B001
- F016B41B006
- F016B41B012
- F016B41B018
- F016B41B030
- F016B41B033

Dali

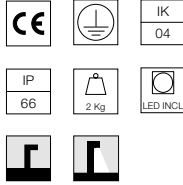
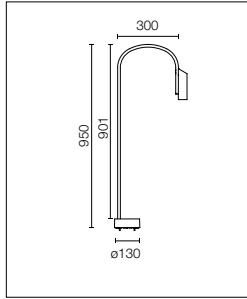
- F016B41D001
- F016B41D006
- F016B41D012
- F016B41D018
- F016B41D030
- F016B41D033



@3000K

h(m)	E(lx)	D(m)
1	111	0.40
2	28	0.80
3	12	1.20
4	7	1.60
5	4	2.01

Caule Bollard 2



Sorgente luminosa a LED inclusa. Alimentazione elettrica ON/OFF o dimmerabile 220-240V integrata. L'apparecchio è installabile su qualsiasi pavimento per mezzo di tasselli. Cassaforma per l'installazione su pavimentazione da gettare con plinto di cemento da ordinare separatamente. Versione 110V a richiesta.

LED light source included. Integrated 220-240V ON/OFF or dimmable electrical power. The device may be installed on any flooring with anchors. Box for installation on flooring laid over concrete sold separately. 110V version upon request.

2200K disponibile su richiesta.

2200K available on request.

Power Led: 5W - 447 lm ≠ FIXT 282 lm - 2700K/CRI 80 - 220-240V / 5W - 480 lm ≠ FIXT 303 lm - 3000K/CRI 80 - 220-240V / 5W - 513 lm ≠ FIXT 324 lm - 4000K/CRI 80 - 220-240V

2700K

Non Dimmable

- F016A22A001
- F016A22A006
- F016A22A012
- F016A22A018
- F016A22A030
- F016A22A033

1-10V

- F016A22B001
- F016A22B006
- F016A22B012
- F016A22B018
- F016A22B030
- F016A22B033

Dali

- F016A22D001
- F016A22D006
- F016A22D012
- F016A22D018
- F016A22D030
- F016A22D033

3000K

Non Dimmable

- F016A32A001
- F016A32A006
- F016A32A012
- F016A32A018
- F016A32A030
- F016A32A033

1-10V

- F016A32B001
- F016A32B006
- F016A32B012
- F016A32B018
- F016A32B030
- F016A32B033

Dali

- F016A32D001
- F016A32D006
- F016A32D012
- F016A32D018
- F016A32D030
- F016A32D033

4000K

Non Dimmable

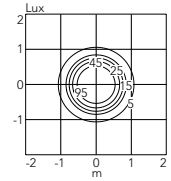
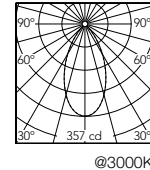
- F016A42A001
- F016A42A006
- F016A42A012
- F016A42A018
- F016A42A030
- F016A42A033

1-10V

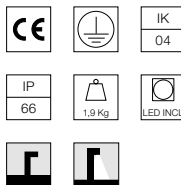
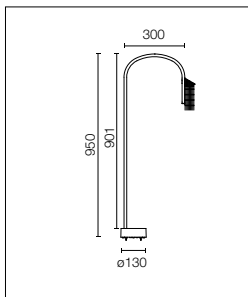
- F016A42B001
- F016A42B006
- F016A42B012
- F016A42B018
- F016A42B030
- F016A42B033

Dali

- F016A42D001
- F016A42D006
- F016A42D012
- F016A42D018
- F016A42D030
- F016A42D033



Caule Bollard 2 Nest



Sorgente luminosa a LED inclusa. Alimentazione elettrica ON/OFF o dimmerabile 220-240V integrata. L'apparecchio è installabile su qualsiasi pavimento per mezzo di tasselli. Cassaforma per l'installazione su pavimentazione da gettare con plinto di cemento da ordinare separatamente. Versione 110V a richiesta.

LED light source included. Integrated 220-240V ON/OFF or dimmable electrical power. The device may be installed on any flooring with anchors. Box for installation on flooring laid over concrete sold separately. 110V version upon request.

2200K disponibile su richiesta.

2200K available on request.

Power Led: 5W - 447 lm ≠ FIXT 124 lm - 2700K/CRI 80 - 220-240V / 5W - 480 lm ≠ FIXT 137 lm - 3000K/CRI 80 - 220-240V / 5W - 513 lm ≠ FIXT 143 lm - 4000K/CRI 80 - 220-240V

2700K

Non Dimmable

- F016B22A001
- F016B22A006
- F016B22A012
- F016B22A018
- F016B22A030
- F016B22A033
- 1-10V
- F016B22B001
- F016B22B006
- F016B22B012
- F016B22B018
- F016B22B030
- F016B22B033
- Dali
- F016B22D001
- F016B22D006
- F016B22D012
- F016B22D018
- F016B22D030
- F016B22D033

3000K

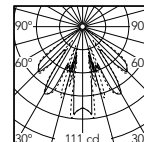
Non Dimmable

- F016B32A001
- F016B32A006
- F016B32A012
- F016B32A018
- F016B32A030
- F016B32A033
- 1-10V
- F016B32B001
- F016B32B006
- F016B32B012
- F016B32B018
- F016B32B030
- F016B32B033
- Dali
- F016B32D001
- F016B32D006
- F016B32D012
- F016B32D018
- F016B32D030
- F016B32D033

4000K

Non Dimmable

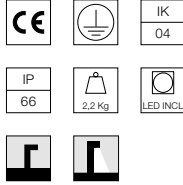
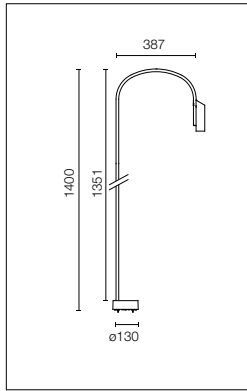
- F016B42A001
- F016B42A006
- F016B42A012
- F016B42A018
- F016B42A030
- F016B42A033
- 1-10V
- F016B42B001
- F016B42B006
- F016B42B012
- F016B42B018
- F016B42B030
- F016B42B033
- Dali
- F016B42D001
- F016B42D006
- F016B42D012
- F016B42D018
- F016B42D030
- F016B42D033



h(m)	E(lx)	D(m)
1	111	0.40
2	28	0.80
3	12	1.20
4	7	1.60
5	4	2.01

@3000K

Caule Bollard 3



Sorgente luminosa a LED inclusa. Alimentazione elettrica ON/OFF o dimmerabile 220-240V integrata. L'apparecchio è installabile su qualsiasi pavimento per mezzo di tasselli. Cassaforma per l'installazione su pavimentazione da gettare con plinto di cemento da ordinare separatamente. Versione 110V a richiesta.

LED light source included. Integrated 220-240V ON/OFF or dimmable electrical power. The device may be installed on any flooring with anchors. Box for installation on flooring laid over concrete sold separately. 110V version upon request.

2200K disponibile su richiesta.

2200K available on request.

Power Led: 5W - 447 lm ≠ FIXT 282 lm - 2700K/CRI 80 - 220-240V / 5W - 480 lm ≠ FIXT 303 lm - 3000K/CRI 80 - 220-240V / 5W - 513 lm ≠ FIXT 324 lm - 4000K/CRI 80 - 220-240V

2700K

Non Dimmable

- F016A23A001
- F016A23A006
- F016A23A012
- F016A23A018
- F016A23A030
- F016A23A033

1-10V

- F016A23B001
- F016A23B006
- F016A23B012
- F016A23B018
- F016A23B030
- F016A23B033

Dali

- F016A23D001
- F016A23D006
- F016A23D012
- F016A23D018
- F016A23D030
- F016A23D033

3000K

Non Dimmable

- F016A33A001
- F016A33A006
- F016A33A012
- F016A33A018
- F016A33A030
- F016A33A033

1-10V

- F016A33B001
- F016A33B006
- F016A33B012
- F016A33B018
- F016A33B030
- F016A33B033

Dali

- F016A33D001
- F016A33D006
- F016A33D012
- F016A33D018
- F016A33D030
- F016A33D033

4000K

Non Dimmable

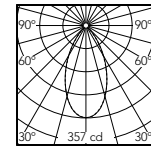
- F016A43A001
- F016A43A006
- F016A43A012
- F016A43A018
- F016A43A030
- F016A43A033

1-10V

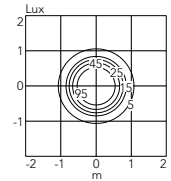
- F016A43B001
- F016A43B006
- F016A43B012
- F016A43B018
- F016A43B030
- F016A43B033

Dali

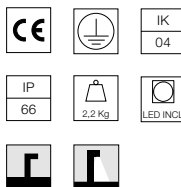
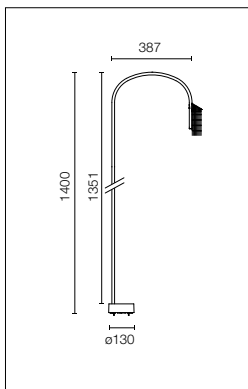
- F016A43D001
- F016A43D006
- F016A43D012
- F016A43D018
- F016A43D030
- F016A43D033



@3000K



Caule Bollard 3 Nest



Sorgente luminosa a LED inclusa. Alimentazione elettrica ON/OFF o dimmerabile 220-240V integrata. L'apparecchio è installabile su qualsiasi pavimento per mezzo di tasselli. Cassaforma per l'installazione su pavimentazione da gettare con plinto di cemento da ordinare separatamente. Versione 110V a richiesta.

LED light source included. Integrated 220-240V ON/OFF or dimmable electrical power. The device may be installed on any flooring with anchors. Box for installation on flooring laid over concrete sold separately. 110V version upon request.

2200K disponibile su richiesta.

2200K available on request.

Power Led: 5W - 447 lm ≠ FIXT 124 lm - 2700K/CRI 80 - 220-240V / 5W - 480 lm ≠ FIXT 137 lm - 3000K/CRI 80 - 220-240V / 5W - 513 lm ≠ FIXT 143 lm - 4000K/CRI 80 - 220-240V

2700K

Non Dimmable

- F016B23A001
- F016B23A006
- F016B23A012
- F016B23A018
- F016B23A030
- F016B23A033

1-10V

- F016B23B001
- F016B23B006
- F016B23B012
- F016B23B018
- F016B23B030
- F016B23B033

Dali

- F016B23D001
- F016B23D006
- F016B23D012
- F016B23D018
- F016B23D030
- F016B23D033

3000K

Non Dimmable

- F016B33A001
- F016B33A006
- F016B33A012
- F016B33A018
- F016B33A030
- F016B33A033

1-10V

- F016B33B001
- F016B33B006
- F016B33B012
- F016B33B018
- F016B33B030
- F016B33B033

Dali

- F016B33D001
- F016B33D006
- F016B33D012
- F016B33D018
- F016B33D030
- F016B33D033

4000K

Non Dimmable

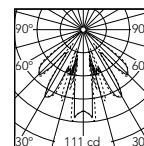
- F016B43A001
- F016B43A006
- F016B43A012
- F016B43A018
- F016B43A030
- F016B43A033

1-10V

- F016B43B001
- F016B43B006
- F016B43B012
- F016B43B018
- F016B43B030
- F016B43B033

Dali

- F016B43D001
- F016B43D006
- F016B43D012
- F016B43D018
- F016B43D030
- F016B43D033



h(m)	E(lx)	D(m)
1	111	0.40
2	28	0.80
3	12	1.20
4	7	1.60
5	4	2.01


@3000K

Caule: Accessori / Accessories

Dispositivo di protezione per il sovraccarico. 275 Vac. Corrente massima di scarica 10KA (8/29us). Massima corrente operativa 5A. Adatto per la connessione in serie. IP66.

Surge protection device. 275Vac. Maximum discharge current 10KA (8/20us). Maximum operating current 5A. Suitable for series connection. IP66.

F990E00A000



Cassaforma per l'installazione a terra

Box for ground installation.

F016Z000000



Flauta

Designed by Patricia Urquiola





Flauta Spiga 3



Flauta Spiga 1

Famiglia / Family

Flauta Riga



Power Led

12W

2x347 lm - 2700K/CRI 80

2x372 lm - 3000K/CRI 80

2x398 lm - 4000K/CRI 80

2200K available on request.

Flauta Spiga



Power Led

12W

2x347 lm - 2700K/CRI 80

2x372 lm - 3000K/CRI 80

2x398 lm - 4000K/CRI 80

2200K available on request.

Colori / Colours



01 White



06 Grey



12 Forest Green



18 Deep Brown



30 Black



33 Anthracite

Descrizione / Description

Collezione di apparecchi di illuminazione da esterno a parete con emissione luminosa biemissione, disponibili in tre diverse lunghezze.

Gli apparecchi sono caratterizzati dall'incisione superficiale che si declina in due ricercate varianti: Flauta Riga, con incisioni verticali, Flauta Spiga, caratterizzata da una trama obliqua elegante e sofisticata.

Completa l'apparecchio un accessorio deflettore, verniciato secondo la stessa finitura del corpo lampada, installabile a discrezione sulla testa superiore o sulla inferiore, per creare un effetto decorativo di luce riflessa.

Le parti strutturali dell'apparecchio sono realizzate in alluminio trattato con procedimento di conversione chimica al fine di una efficiente resistenza agli agenti atmosferici. Il corpo è verniciato a polvere e disponibile in varie finiture secondo lo standard QUALICOAT. Il primo strato di polvere epossidica dà resistenza chimica e meccanica, il secondo strato di finitura di polvere poliestere assicura resistenza ai raggi UV ed agli agenti atmosferici corrosivi. Le superfici verniciate sono trattate con lavaggi alcalini e acidi, risciacquate con acqua demineralizzata e sottoposte a un trattamento di conversione chimica per proteggere contro l'ossidazione.

Diffusore in vetro trasparente siliconato per garantire l'impermeabilità.

Sorgente luminosa a LED integrata. Driver integrato nel corpo dell'apparecchio per controllo dimmerabile DALI.

Collection of outdoor wall-mounted light fittings with dual light emission, available in various lengths.

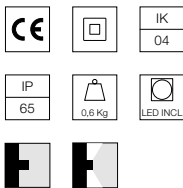
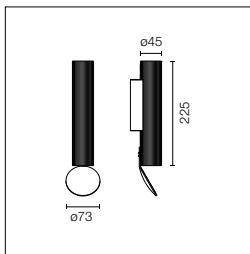
The units are characterised by the surface etching in two refined variations: Flauta Riga, with vertical lines, and Flauta Spiga, characterized by an elegant and sophisticated angular pattern.

Rounding out the device is a deflector accessory painted to match the finish of the lamp body. It can be installed as desired on the upper or lower head to create a decorative effect with reflected light.

The structure is made of aluminium treated with a chemical conversion process for effective resistance to atmospheric agents. The powder coating of the body is available in various finishes according to the QUALICOAT standard. The first layer of epoxy powder confers chemical and mechanical resistance. The second layer, a polyester powder finish, ensures resistance to UV rays and corrosive atmospheric agents. The painted surfaces are treated with alkali and acid washes, rinsed with demineralised water, and subjected to chemical conversion treatment to protect against rust. Diffuser in transparent glass, sealed to guarantee water resistance.

Integrated LED light source. Driver integrated in the body of the unit for DALI dimmer control.

Flauta Riga 1



Sorgente luminosa a LED inclusa. Alimentazione elettrica 220-240V dimmerabile DALI integrata. Completa di deflettore per montaggio opzionale sull'emissione superiore o inferiore.
Versione 110V a richiesta

LED light source included. Integrated 220-240V electrical power with DALI dimmer. Comes with deflector for optional installation on the upper or lower head.
110V version available by request.

2200K disponibile su richiesta.

2200K available on request.

Power Led: 12W - 2x555 lm ≠ FIXT 2x347 lm - 2700K/CRI 80 - 220-240V / 12W - 2x597 lm ≠ FIXT 2x372 lm - 3000K/CRI 80 - 220-240V / 12W - 2x638 lm ≠ FIXT 2x398 lm - 4000K/CRI 80 - 220-240V

2700K

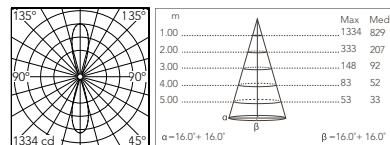
- F019A21D001
- F019A21D006
- F019A21D012
- F019A21D018
- F019A21D030
- F019A21D033

3000K

- F019A31D001
- F019A31D006
- F019A31D012
- F019A31D018
- F019A31D030
- F019A31D033

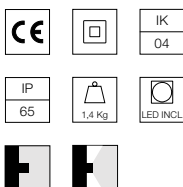
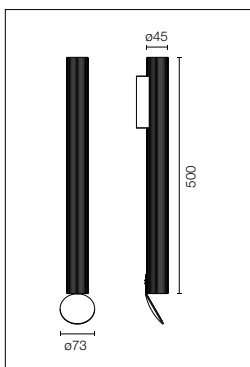
4000K

- F019A41D001
- F019A41D006
- F019A41D012
- F019A41D018
- F019A41D030
- F019A41D033



@3000K

Flauta Riga 2



Sorgente luminosa a LED inclusa. Alimentazione elettrica 220-240V dimmerabile DALI integrata. Completa di deflettore per montaggio opzionale sull'emissione superiore o inferiore.
Versione 110V a richiesta

LED light source included. Integrated 220-240V electrical power with DALI dimmer. Comes with deflector for optional installation on the upper or lower head.
110V version available by request.

2200K disponibile su richiesta.

2200K available on request.

Power Led: 12W - 2x555 lm ≠ FIXT 2x347 lm - 2700K/CRI 80 - 220-240V / 12W - 2x597 lm ≠ FIXT 2x372 lm - 3000K/CRI 80 - 220-240V / 12W - 2x638 lm ≠ FIXT 2x398 lm - 4000K/CRI 80 - 220-240V

2700K

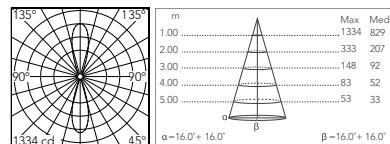
- F019A22D001
- F019A22D006
- F019A22D012
- F019A22D018
- F019A22D030
- F019A22D033

3000K

- F019A32D001
- F019A32D006
- F019A32D012
- F019A32D018
- F019A32D030
- F019A32D033

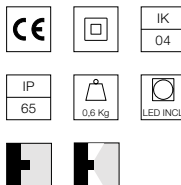
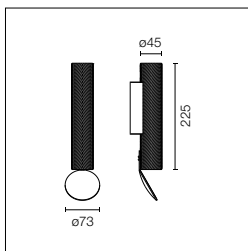
4000K

- F019A42D001
- F019A42D006
- F019A42D012
- F019A42D018
- F019A42D030
- F019A42D033



@3000K

Flauta Spiga 1



Sorgente luminosa a LED inclusa. Alimentazione elettrica 220-240V dimmerabile DALI integrata. Completa di deflettore per montaggio opzionale sull'emissione superiore o inferiore.
Versione 110V a richiesta

LED light source included. Integrated 220-240V electrical power with DALI dimmer. Comes with deflector for optional installation on the upper or lower head.
110V version available by request.

2200K disponibile su richiesta.

2200K available on request.

Power Led: 12W - 2x555 lm ≠ FIXT 2x347 lm - 2700K/CRI 80 - 220-240V / 12W - 2x597 lm ≠ FIXT 2x372 lm - 3000K/CRI 80 - 220-240V / 12W - 2x638 lm ≠ FIXT 2x398 lm - 4000K/CRI 80 - 220-240V

2700K

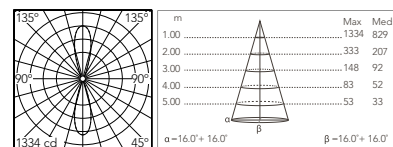
- F019B21D001
- F019B21D006
- F019B21D012
- F019B21D018
- F019B21D030
- F019B21D033

3000K

- F019B31D001
- F019B31D006
- F019B31D012
- F019B31D018
- F019B31D030
- F019B31D033

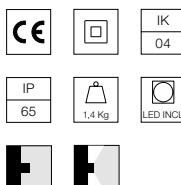
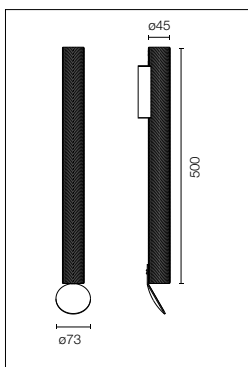
4000K

- F019B41D001
- F019B41D006
- F019B41D012
- F019B41D018
- F019B41D030
- F019B41D033



@3000K

Flauta Spiga 2



Sorgente luminosa a LED inclusa. Alimentazione elettrica 220-240V dimmerabile DALI integrata. Completa di deflettore per montaggio opzionale sull'emissione superiore o inferiore.
Versione 110V a richiesta

LED light source included. Integrated 220-240V electrical power with DALI dimmer. Comes with deflector for optional installation on the upper or lower head.
110V version available by request.

2200K disponibile su richiesta.

2200K available on request.

Power Led: 12W - 2x555 lm ≠ FIXT 2x347 lm - 2700K/CRI 80 - 220-240V / 12W - 2x597 lm ≠ FIXT 2x372 lm - 3000K/CRI 80 - 220-240V / 12W - 2x638 lm ≠ FIXT 2x398 lm - 4000K/CRI 80 - 220-240V

2700K

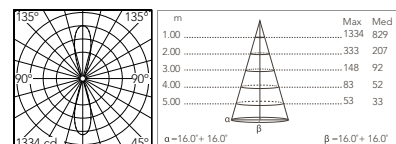
- F019B22D001
- F019B22D006
- F019B22D012
- F019B22D018
- F019B22D030
- F019B22D033

3000K

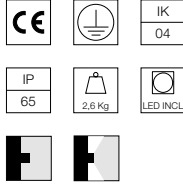
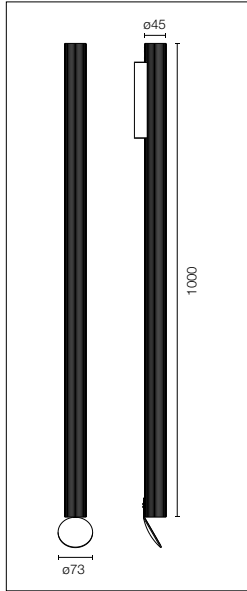
- F019B32D001
- F019B32D006
- F019B32D012
- F019B32D018
- F019B32D030
- F019B32D033

4000K

- F019B42D001
- F019B42D006
- F019B42D012
- F019B42D018
- F019B42D030
- F019B42D033



@3000K



Sorgente luminosa a LED inclusa. Alimentazione elettrica 220-240V dimmerabile DALI integrata. Completa di deflettore per montaggio opzionale sull'emissione superiore o inferiore.
Versione 110V a richiesta

LED light source included. Integrated 220-240V electrical power with DALI dimmer. Comes with deflector for optional installation on the upper or lower head.
110V version available by request.

2200K disponibile su richiesta.

2200K available on request.

Power Led: 12W - 2x555 lm ≠ FIXT 2x347 lm - 2700K/CRI 80 - 220-240V / 12W - 2x597 lm ≠ FIXT 2x372 lm - 3000K/CRI 80 - 220-240V / 12W - 2x638 lm ≠ FIXT 2x398 lm - 4000K/CRI 80 - 220-240V

2700K

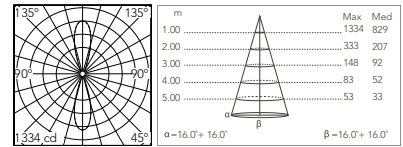
- F019A23D001
- F019A23D006
- F019A23D012
- F019A23D018
- F019A23D030
- F019A23D033

3000K

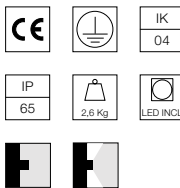
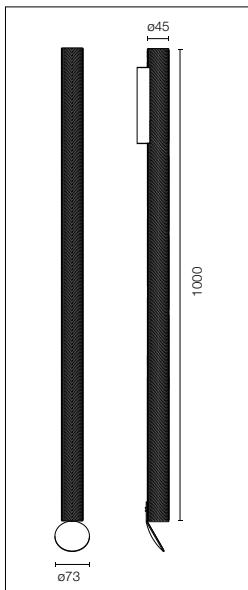
- F019A33D001
- F019A33D006
- F019A33D012
- F019A33D018
- F019A33D030
- F019A33D033

4000K

- F019A43D001
- F019A43D006
- F019A43D012
- F019A43D018
- F019A43D030
- F019A43D033



@3000K



Sorgente luminosa a LED inclusa. Alimentazione elettrica 220-240V dimmerabile DALI integrata. Completa di deflettore per montaggio opzionale sull'emissione superiore o inferiore.

Versione 110V a richiesta

2200K disponibile su richiesta.

LED light source included. Integrated 220-240V electrical power with DALI dimmer. Comes with deflector for optional installation on the upper or lower head.

110V version available by request.

2200K available on request.

Power Led: 12W - 2x555 lm ≠ FIXT 2x347 lm - 2700K/CRI 80 - 220-240V / 12W - 2x597 lm ≠ FIXT 2x372 lm - 3000K/CRI 80 - 220-240V / 12W - 2x638 lm ≠ FIXT 2x398 lm - 4000K/CRI 80 - 220-240V

2700K

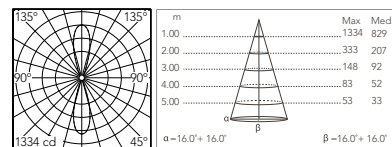
- F019B23D001
- F019B23D006
- F019B23D012
- F019B23D018
- F019B23D030
- F019B23D033

3000K

- F019B33D001
- F019B33D006
- F019B33D012
- F019B33D018
- F019B33D030
- F019B33D033

4000K

- F019B43D001
- F019B43D006
- F019B43D012
- F019B43D018
- F019B43D030
- F019B43D033



@3000K



Lighting in the Rain

Designed by Philippe Starck





Superarchimoon



Romeo Suspension



Romeo Floor

Famiglia / Family

Lighting in the Rain



HSGS E27
250W
or
Led
21W
2450 lm - 3000K/CRI 80

Colori / Colours



22 Panama



41 Green Wall

KTribe F3 Outdoor

Lampada da terra a luce diffusa per uso esterno. Base e supporto asta in alluminio pressofuso, asta in alluminio estruso.

Le parti strutturali dell'apparecchio vengono trattate con procedimento di conversione chimica al fine di una efficiente resistenza agli agenti atmosferici. Finitura cromo. Diffusore interno e supporto portalampana in policarbonato stampato ad iniezione. Diffusore esterno ottenuto mediante intrecci di tubolari di PVC colorato, telaio interno in barre di alluminio e verniciato poliestere. Contrappeso in acciaio trattato mediante procedimento di cataforesi, sempre per garantire una efficiente resistenza agli agenti atmosferici. Cover diffusore esterno in alluminio pressofuso verniciato.

Romeo C3 Outdoor

Apparecchio di illuminazione da esterno per installazioni a plafone, a luce diretta e diffusa. Diffusore esterno ottenuto mediante intrecci di tubolari di PVC colorato, su telaio interno in tubolare di alluminio verniciato poliestere. Diffusore interno in policarbonato termoformato sottovuoto di colore opal e rimovibile dall'utente, senza l'uso di attrezzi per la sostituzione della lampada. Supporto diffusore in lega di alluminio pressofuso, anodizzato e verniciato di colore grigio a liquido. Attacco a plafone in lega di alluminio presso fusa con finitura brillantata. Rosone di copertura in policarbonato (PC) stampato ad iniezione. Stelo in acciaio INOX lega 316L – lucidato. Al fine di una efficiente resistenza agli agenti atmosferici, tutti i particolari verniciati vengono trattati con procedimento di conversione chimica anticorrosione.

Superarchimoon Outdoor

Lampada da terra per esterni a luce diretta e diffusa. Diffusore esterno ottenuto mediante intrecci di tubolari di PVC colorato, su telaio interno in tubolare di alluminio verniciato poliestere. Diffusore interno in policarbonato opale stampato ad iniezione.

Le parti strutturali dell'apparecchio (sostegno base, supporto diffusori, bracci, forcelle, leve e tiranti) vengono trattate con procedimento di conversione chimica al fine di una efficiente resistenza agli agenti atmosferici. Il corpo è verniciato di colore grigio. Le molle e le principali componenti meccaniche dell'apparecchio sono realizzate in materiali specifici sempre per una efficiente resistenza agli agenti atmosferici.

L'apparecchio non prevede alcun sistema per le funzioni ON/OFF e la regolazione del flusso luminoso ma presenta un cavo di alimentazione bipolare trasparente di lunghezza utile 10 metri. L'apparecchio è dotato inoltre di scatola di derivazione per un cablaggio adatto alle applicazioni per esterno.

Si raccomanda l'uso di un sistema di connessione con un grado di protezione maggiore o uguale al grado di protezione dell'apparecchio.

KTribe F3 Outdoor

Floor lamp emitting diffused light for outdoor use. Die-cast aluminum base and pole support. Chemical conversion treatment of the structural parts to enhance their resistance to atmospheric agents. Chrome finish. Injection-molded polycarbonate internal diffuser and bulb-holder. External diffuser made from braided colored PVC tubes and inner frame from polyester-painted aluminum tubes. Steel cathaphoresis treated coun-terweight for effective weather resistance. Painted die-cast aluminum external diffuser cover.

Romeo C3 Outdoor

Suspension luminaire for outdoor use providing direct and diffused light. External diffuser obtained from braided colored PVC tubes, internal frame in polyester-painted aluminum tubes. Inner diffuser in opal-colored, vacuum-formed polycarbonate which is removable for bulb change without the use of tools. Diffuser support in anodized die-cast aluminum alloy, liquid grey painted. Die-cast aluminum alloy ceiling fitting with polished finish. Injection-molded polycarbonate (PC) cover rose. 316L stainless steel pole – polished.

In order to obtain good weather resistance, all the painted details have undergone a chemical conversion treatment for enhanced corrosion resistance.

Superarchimoon Outdoor

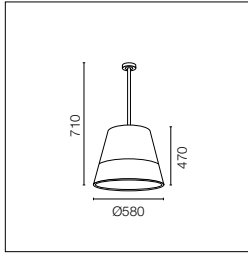
Floor lamp for outdoor use providing direct and dif-fused light. External diffuser obtained from braided colored PVC tubes, internal frame in polyester-painted aluminum tubular. Internal diffuser in injection-molded opal polycarbonate.

The structural parts of the luminaire (base support, diffusers support, arms, brackets, levers and tie rods) have been treated with a chemical conversion for enhanced weather resistance. The body is painted in grey. Springs and main mechanical components are also made with special materials for good weather resistance.

The luminaire has no ON/OFF switch or luminous flux adjustment, but has a 10 mt transparent bipolar feeding cord. The luminaire also is equipped with a junction box suitable for outdoor applications.

We recommend using a connection system with a higher or equal protection degree than the one of the luminaire.

Romeo Outdoor C3 Pvc 710 mm



Sorgente luminosa esclusa.

Light source not included.



7,30 Kg

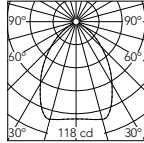


A+ → E



HSGS E27: 1x250W or **1 LED:** 21W - 2450 lm - 3000K

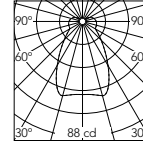
- F6468022
- F6468041



Beam Angle: 78°

h(m)	E(lx)	D(m)
1	118	1.63
2	30	3.26
3	13	4.89
4	7	6.53
5	5	8.16

Panama



Beam Angle: 74°

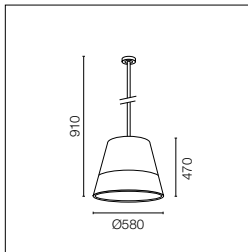
h(m)	E(lx)	D(m)
1	88	1.50
2	22	3.01
3	10	4.51
4	6	6.02
5	4	7.52

Green Wall

Accessori / Accessories

1 x LED 21W E27 2450lm 3000K cod. RF26998 [e] DIMMER

Romeo Outdoor C3 Pvc 910 mm



Sorgente luminosa esclusa.

Light source not included.



7,50 Kg

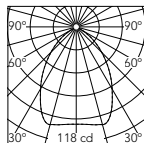


A+ → E



HSGS E27: 1x250W or **1 LED:** 21W - 2450 lm - 3000K

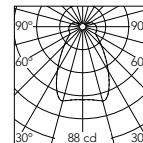
- F6469022
- F6469041



Beam Angle: 78°

h(m)	E(lx)	D(m)
1	118	1.63
2	30	3.26
3	13	4.89
4	7	6.53
5	5	8.16

Panama



Beam Angle: 74°

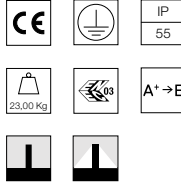
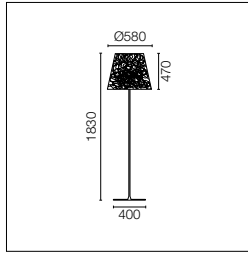
h(m)	E(lx)	D(m)
1	88	1.50
2	22	3.01
3	10	4.51
4	6	6.02
5	4	7.52

Green Wall

Accessori / Accessories

1 x LED 21W E27 2450lm 3000K cod. RF26998 [e] DIMMER

KTribe F3 Outdoor

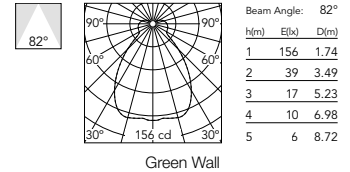
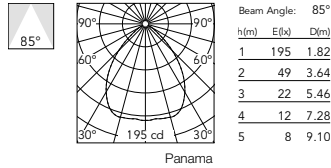


Sorgente luminosa esclusa.

Light source not included.

HSGS E27: 1x250W or **1 LED:** 21W - 2450 lm - 3000K Dimming

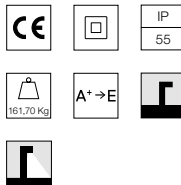
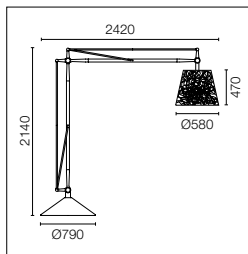
- F6268022
- F6268041



Accessori / Accessories

1 x LED 21W E27 2450lm 3000K cod. RF26998 [e] DIMMER

Superarchimoon Outdoor

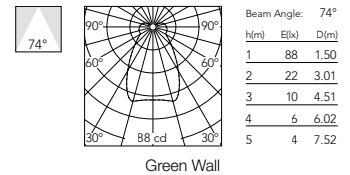
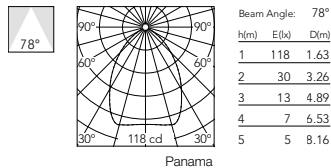


Sorgente luminosa esclusa.

Light source not included.

HSGS E27: 1x250W or **1 LED:** 21W - 2450 lm - 3000K

- F6367022
- F6367041




Accessori / Accessories

1 x LED 21W E27 2450lm 3000K cod. RF26998 [e] DIMMER

Landlord

Designed by Piero Lissoni





Landlord Ground



Landlord Soft



Landlord Spot + Pole

Famiglia / Family

Landlord Spot



Landlord Spot + Pole



Landlord Soft



Landlord Ground



Power Led

2,3W

130 lm - 2700K/CRI 80

135 lm - 3000K/CRI 80

140 lm - 4000K/CRI 80

2200K available on request.

Power Led

3,4W

135 lm - 2700K/CRI 80

140 lm - 3000K/CRI 80

145 lm - 4000K/CRI 80

2200K available on request.

Power Led

5W

242 lm - 2700K/CRI 80

252 lm - 3000K/CRI 80

269 lm - 4000K/CRI 80

2200K available on request.

Power Led

2,3W

121 lm - 2700K/CRI 80

125 lm - 3000K/CRI 80

130 lm - 4000K/CRI 80

2200K available on request.

Power Led

3,4W

183 lm - 2700K/CRI 80

189 lm - 3000K/CRI 80

196 lm - 4000K/CRI 80

2200K available on request.

Colori / Colours

Landlord Spot / Soft



01 White



06 Grey



12 Forest Green



18 Deep Brown



30 Black



33 Anthracite



71 Anodized Black

Landlord Ground



56 Matt Stainless Steel

Landlord Spot

Proiettore IP66 per uso esterno composto da un corpo in alluminio tornito e alimentato a 24V, disponibile con temperature di colore da 2700K, 3000K e 4000K. Sull'asse orizzontale è possibile orientare il faretto di 359°, sull'asse verticale fino a 30° verso il basso e fino a 90° verso l'alto. I faretti Landlord sono disponibili in due dimensioni, con testa ø40 e ø50, entrambe dotate di ghiera anteriore smontabile, per installare lenti flood oppure fino a due honeycomb per il massimo comfort visivo.

I faretti Landlord possono essere installati su picchetti per terreni rigidi, con la possibilità di un picchetto opzionale, su base in muratura, oppure sull'innovativa cintura per alberi, progettata per fissare l'apparecchio d'illuminazione direttamente ai rami delle piante.

Landlord Soft

Proiettore IP65 per uso esterno, progettato per offrire una luce diffusa.

È caratterizzato da una testa a forma di disco in alluminio, con un fascio orientabile fino a 20° e bloccabile nella posizione desiderata; da alimentare a 24V e disponibile con temperature di colore da 2700K, 3000K e 4000K.

È lo strumento perfetto per illuminare siepi, aiuole e aree di transito con un fascio di luce diffusa omogenea.

Landlord Soft può essere installato su picchetti per terreni rigidi, con la possibilità di un picchetto opzionale.

Landlord Ground

Apparecchi d'illuminazione IP66 / IP67 da incasso a terra, alimentato a 24V. Corpo in alluminio anodizzato e poi resinato, anello esterno in acciaio inossidabile pallinato, che contiene tutta l'elettronica di controllo. Testa disponibile in due dimensioni, ø49 mm e ø64 mm, con emissione frontale o radente (uno, due o quattro fasci).

Le versioni a emissione frontale sono disponibili con ottica spot o media, o con honeycomb integrato non rimovibile, per un comfort visibile massimo.

Da installare mediante la propria scatola d'installazione.

Landlord Spot

IP66 projector for external use made of turned aluminium body and powered at 24V, and available in 2700K, 3000K and 4000K colour temperatures. With reference to the horizontal axis the spotlight can be swivelled by 359°, on the vertical axis by up to 30° down and up to 90° up.

Landlord Spots are available in two sizes, ø40 and ø50 head, both equipped with desmontable front ferrule, in order to install flood lens or up to two honeycombs for maximum visual confort.

Landlord Spots can be installed on solid ground spikes, with the possibility of an optional picket, on wall base, or on the innovative tree belt, designed to fix the luminaries directly on tree branches.

Landlord Soft

IP65 projector for external use, designed to offer diffuse lighting.

It is characterized by an aluminium disk shape head, orientable up to 20° beam and lockable in position, to be powered at 24V, and available in 2700K, 3000K and 4000K colour temperature.

It is the perfect tool to light bushes, flowerbed and transit areas with an homogenous diffuse light beam.

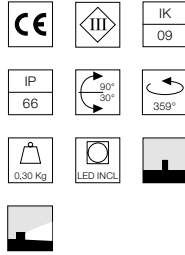
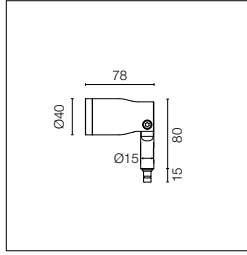
Landlord Soft can be installed on solid ground spikes, with the possibility of an optional picket.

Landlord Ground

IP66 / IP67 luminaries for ground recessed installation, powered 24V. Body in anodized, then resined aluminium, external ring in shot-peened stainless steel, encasing the entire control electronics. Head available in two sizes, ø49 mm, and ø64 mm, with frontal or grazing emission (one, two or four beams).

Frontal emission version are available with spot or medium optic, or with integrated non removable honeycomb, for maximum visual confort.

To be installed in its installation box.



Testa del faretto orientabile per l'installazione su paletti a terra o su base in muratura. I paletti e la base devono essere ordinati come accessori separati. Le teste sono dotate di una ghiera smontabile, per inserire lenti flood o fino a due honeycomb (da ordinare come accessori separati). Alimentazione elettrica remota 24V da ordinare separatamente. Ogni testa è dotata di un segmento di cavo in uscita da 2000 mm e kit di cablaggio.

Spot adjustable head for installation on ground poles or on wall base. Poles and base to be ordered as separated accessories. Heads are equipped with a dismantlable ferrule, to insert flood lens or up to two honeycombs, (to be ordered as separate accessories). 24V remote power supply to be ordered separately. Each head comes with a 2000 mm length outgoing cable and a wiring kit.

2200K disponibile su richiesta.

2200K available on request.

Optic Spot 12°

Power Led: 2,3W - 188 lm ≠ *FIXT 130 lm - 2700K/CRI 80 - 24V / 2,3W - 195 lm ≠ *FIXT 135 lm - 3000K/CRI 80 - 24V / 2,3W - 202 lm ≠ *FIXT 140 lm - 4000K/CRI 80 - 24V

2700K

PWM Dimmable

- F004D21A001
- F004D21A006
- F004D21A012
- F004D21A018
- F004D21A030
- F004D21A033
- F004F21A071

3000K

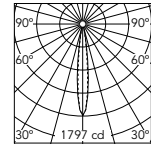
PWM Dimmable

- F004D31A001
- F004D31A006
- F004D31A012
- F004D31A018
- F004D31A030
- F004D31A033
- F004F31A071

4000K

PWM Dimmable

- F004D41A001
- F004D41A006
- F004D41A012
- F004D41A018
- F004D41A030
- F004D41A033
- F004F41A071



Beam Angle: 12°

h(m)	E(lx)	D(m)
1	1797	0.24
2	449	0.48
3	200	0.72
4	112	0.97
5	72	1.21

@4000K

Optic Medium 34°

Power Led: 2,3W - 188 lm ≠ *FIXT 122 lm - 2700K/CRI 80 - 24V / 2,3W - 195 lm ≠ *FIXT 127 lm - 3000K/CRI 80 - 24V / 2,3W - 202 lm ≠ *FIXT 131lm - 4000K/CRI 80 - 24V

2700K

PWM Dimmable

- F004D22A001
- F004D22A006
- F004D22A012
- F004D22A018
- F004D22A030
- F004D22A033
- F004F22A071

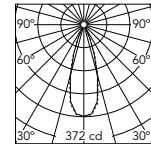
3000K

PWM Dimmable

- F004D32A001
- F004D32A006
- F004D32A012
- F004D32A018
- F004D32A030
- F004D32A033
- F004F32A071

4000K

- F004D42A001
- F004D42A006
- F004D42A012
- F004D42A018
- F004D42A030
- F004D42A033
- F004F42A071



Beam Angle: 34°

h(m)	E(lx)	D(m)
1	372	0.59
2	93	1.18
3	41	1.77
4	23	2.36
5	15	2.95

@4000K

* Numero massimo di apparecchi per alimentatore / Maximum number of luminaires per power supply.

Numero massimo di apparecchi per alimentatore (Vin220÷240). Dati indicativi da verificare con le specifiche condizioni di installazione.

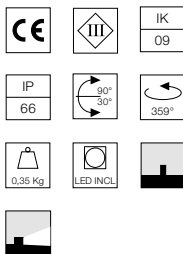
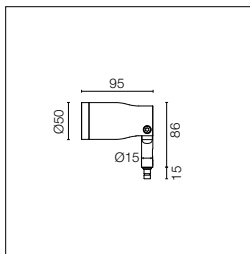
Maximum number of luminaires per power supply. (220÷240 V). These data must be checked taking into account the specific installation conditions.

Non Dimmable

Acc. RF25754	3
Acc. RF25748	3
Acc. RF25747	4
Acc. RF25757	4
Acc. F990B23AZ00	12
Acc. RF25755	17
Acc. RF25749	27

Dimmable

Acc. F990B02A000	13
Acc. F990B03A000	13
Acc. F990B16A000	13
Acc. F990B04A000	28
Acc. F990B05A000	28
Acc. F990B17A000	28



Testa del faretto orientabile per l'installazione su paletti a terra o su base in muratura. I paletti e la base devono essere ordinati come accessori separati. Le teste sono dotate di una ghiera smontabile, per inserire lenti flood o fino a due honeycomb (da ordinare come accessori separati). Alimentazione elettrica remota 24V da ordinare separatamente. Ogni testa è dotata di un segmento di cavo in uscita da 2000 mm e kit di cablaggio.

Spot adjustable head for installation on ground poles or on wall base. Poles and base to be ordered as separated accessories. Heads are equipped with a dismountable ferrule, to insert flood lens or up to two honeycombs, (to be ordered as separate accessories). 24V remote power supply to be ordered separately. Each head comes with a 2000 mm length outgoing cable and a wiring kit.

Optic Narrow Spot
2200K disponibile su richiesta.

Optic Narrow Spot
2200K available on request.

Optic Narrow Spot 7°

Power Led: 3,4W - 251 lm ≠ FIXT 135 lm - 2700K/CRI 80 - 24V / 3,4W - 260 lm ≠ FIXT 140 lm - 3000K/CRI 80 - 24V / 3,4W - 270 lm ≠ FIXT 145 lm - 4000K/CRI 80 - 24V

2700K

PWM Dimmable

- F004E21A001
- F004E21A006
- F004E21A012
- F004E21A018
- F004E21A030
- F004E21A033
- F004G21A071

3000K

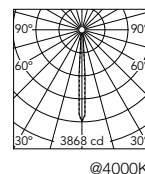
PWM Dimmable

- F004E31A001
- F004E31A006
- F004E31A012
- F004E31A018
- F004E31A030
- F004E31A033
- F004G31A071

4000K

PWM Dimmable

- F004E41A001
- F004E41A006
- F004E41A012
- F004E41A018
- F004E41A030
- F004E41A033
- F004G41A071



Beam Angle: 7°

h(m)	Ef(x)	D(m)
1	3868	0.14
2	967	0.28
3	430	0.41
4	242	0.55
5	155	0.69

@4000K

* Numero massimo di apparecchi per alimentatore / Maximum number of luminaires per power supply.

Numero massimo di apparecchi per alimentatore (Vin220÷240). Dati indicativi da verificare con le specifiche condizioni di installazione.

Maximum number of luminaires per power supply. (220÷240 V). These data must be checked taking into account the specific installation conditions.

Non Dimmable		Dimmable	
Acc. RF25754	1	Acc. F990B02A000	7
Acc. RF25748	1	Acc. F990B03A000	7
Acc. RF25747	3	Acc. F990B16A000	7
Acc. RF25757	3	Acc. F990B04A000	17
Acc. F990B23AZ00	7	Acc. F990B05A000	17
Acc. RF25755	9	Acc. F990B17A000	17
Acc. RF25749	17		

Optic Medium 24°

Power Led: 7,2W - 666 lm ≠ FIXT 442 lm - 2700K/CRI 80 - 24V / 7,2W - 689 lm ≠ FIXT 457 lm - 3000K/CRI 80 - 24V / 7,2W - 741 lm ≠ FIXT 492 lm - 4000K/CRI 80 - 24V

2700K

PWM Dimmable

- F004E22A001.A
- F004E22A006.A
- F004E22A012.A
- F004E22A018.A
- F004E22A030.A
- F004E22A033.A
- F004G22A071.A

3000K

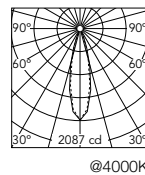
PWM Dimmable

- F004E32A001
- F004E32A006
- F004E32A012
- F004E32A018
- F004E32A030
- F004E32A033
- F004G32A071

4000K

PWM Dimmable

- F004E42A001
- F004E42A006
- F004E42A012
- F004E42A018
- F004E42A030
- F004E42A033
- F004G42A071



Beam Angle: 24°

h(m)	Ef(x)	D(m)
1	2087	0.47
2	522	0.94
3	232	1.41
4	130	1.88
5	83	2.35

@4000K

* Numero massimo di apparecchi per alimentatore / Maximum number of luminaires per power supply.

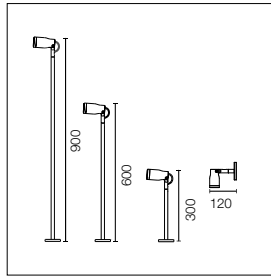
Numero massimo di apparecchi per alimentatore (Vin220÷240). Dati indicativi da verificare con le specifiche condizioni di installazione.

Maximum number of luminaires per power supply. (220÷240 V). These data must be checked taking into account the specific installation conditions.

Non Dimmable		Dimmable	
Acc. RF25754	1	Acc. F990B02A000	3
Acc. RF25748	1	Acc. F990B03A000	3
Acc. RF25747	1	Acc. F990B16A000	3
Acc. RF25757	1	Acc. F990B04A000	7
Acc. F990B23AZ00	3	Acc. F990B05A000	7
Acc. RF25755	6	Acc. F990B17A000	7
Acc. RF25749	9		

Landlord Spot: Testa + accessorio paletto / Head + pole accessory

Spot Ø40



Paletto con base.
Pronta per l'installazione su superficie solida.
Per l'installazione a terra, completare con il picchetto da ordinare separatamente.

Pole with base.
Ready for installation on solid surface.
Ground installation needs earth stick use, to be ordered as separated item.

H 300 mm

- F004Z010001
- F004Z010006
- F004Z010012
- F004Z010018
- F004Z010030
- F004Z010033
- F004Z0D0071

H 600 mm

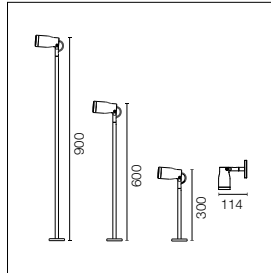
- F004Z020001
- F004Z020006
- F004Z020012
- F004Z020018
- F004Z020030
- F004Z020033
- F004Z0E0071

H 900 mm

- F004Z030001
- F004Z030006
- F004Z030012
- F004Z030018
- F004Z030030
- F004Z030033
- F004Z0F0071



Spot Ø50



Landlord Spot: Accessori / Accessories

Base da parete.

Wall base.

- F004Z040001
- F004Z040006
- F004Z040012
- F004Z040018
- F004Z040030
- F004Z040033
- F004Z0A0071



Picchetto.
Da montare sui paletti con base.

Earth stick.
To be mounted on poles with base.

F004Z060000



Honeycomb.

Honeycomb.

Landlord Spot Ø40
F004Z0B0000
Landlord Spot Ø50
F004Z0L0000



Lente flood.

Flood lens.

Landlord Spot Ø40
F004Z0C0000
Landlord Spot Ø50
F004Z0H0000

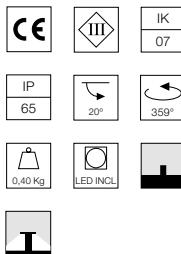
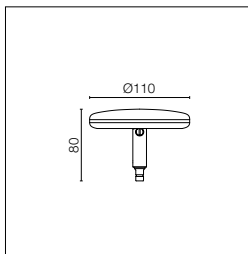


Cinghia per alberi.
Accessorio per installazione spot direttamente sul ramo di un albero, da ø30 mm fino a ø100 mm.
Finitura Deep Brown.

Tree strap.
Accessory for spot installation directly on tree branch, from ø30mm up to ø100mm.
Deep Brown finishing.

F004Z070000





Testa orientabile a 20° per l'installazione su paletti a terra. I paletti devono essere ordinati come accessori separati. Alimentazione elettrica 24V da ordinare separatamente. Ogni testa è dotata di un segmento di cavo in uscita da 2000 mm e kit di cablaggio.

2200K disponibile su richiesta.

20° adjustable head for installation on ground poles. Poles to be ordered as separated accessories. 24V remote power supply to be ordered separately. Each head comes with a 2000 mm lenght outgoing cable and a wiring kit.

2200K available on request.

Top Led: 5W - 379 lm ≠ FIXT 242 lm - 2700K/CRI 80 - 24V / 5W - 395 lm ≠ FIXT 252 lm - 3000K/CRI 80 - 24V / 5W - 421 lm ≠ FIXT 269 lm - 4000K/CRI 80 - 24V

2700K

PWM Dimmable

- F004C20A001
- F004C20A006
- F004C20A012
- F004C20A018
- F004C20A030
- F004C20A033
- F004H20A071

3000K

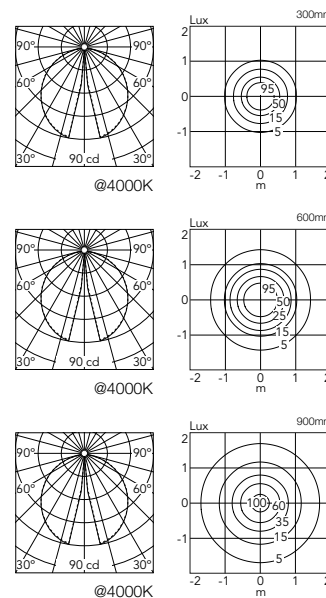
PWM Dimmable

- F004C30A001
- F004C30A006
- F004C30A012
- F004C30A018
- F004C30A030
- F004C30A033
- F004H30A071

4000K

PWM Dimmable

- F004C40A001
- F004C40A006
- F004C40A012
- F004C40A018
- F004C40A030
- F004C40A033
- F004H40A071



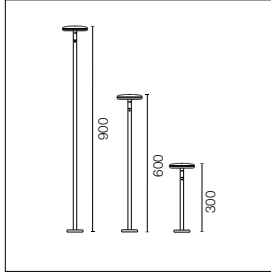
* Numero massimo di apparecchi per alimentatore / Maximum number of luminaires per power supply.

Numero massimo di apparecchi per alimentatore (Vin220÷240). Dati indicativi da verificare con le specifiche condizioni di installazione.

Maximum number of luminaires per power supply. (220÷240 V). These data must be checked taking into account the specific installation conditions.

Non Dimmable		Dimmable	
Acc. RF25754	1	Acc. RF26387.A	3
Acc. RF25748	1	Acc. F990B02A000	5
Acc. RF25747	1	Acc. F990B03A000	5
Acc. RF25757	1	Acc. F990B16A000	5
Acc. F990B23AZ00	3	Acc. F990B04A000	12
Acc. RF25755	6	Acc. F990B05A000	12
Acc. RF25749	9	Acc. F990B17A000	12

Landlord Soft: Testa + accessorio paletto / Head + pole accessory



Paletto con base.
Pronta per l'installazione su
superficie solida.
Per l'installazione a terra,
completare con il picchetto da
ordinare separatamente.

Pole with base.
Ready for installation on solid surface.
Ground installation needs earth stick
use, to be ordered as separated item.



H 300 mm

- F004Z010001
- F004Z010006
- F004Z010012
- F004Z010018
- F004Z010030
- F004Z010033
- F004Z0D0071

H 600 mm

- F004Z020001
- F004Z020006
- F004Z020012
- F004Z020018
- F004Z020030
- F004Z020033
- F004Z0E0071

H 900 mm

- F004Z030001
- F004Z030006
- F004Z030012
- F004Z030018
- F004Z030030
- F004Z030033
- F004Z0F0071

Landlord Soft: Accessori / Accessories

Picchetto.
Da montare sui paletti con
base.

Earth stick.
To be mounted on poles with
base.

F004Z060000



Sistema di giunzione IP68
H2O Stop anti-condensa a
3/4 vie 4 poli. (Ø5,5÷12mm
cavo).

3/4 way terminal block 4 poles
IP68 H2O Stop. (ø5,5÷12mm
cable).

F990C010000



Sistema di giunzione IP68
H2O Stop anti-condensa a 2
vie 4 poli. (Ø5,5÷12mm cavo).

2 way terminal block 4 poles
IP68 H2O Stop. (ø5,5÷12mm
cable).

F990C00A000



Alimentatore per installazione
remota 24Vdc 20W / 110-
240Vdc (15W@110V) IP67
Classe II selv.

Power supply for remote
installation 24Vdc 20W / 110-
240Vdc (15W@110V) IP67
Class II selv.

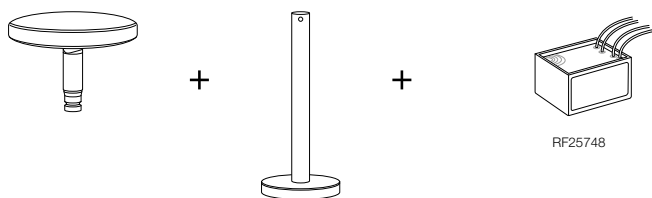
Landlord Soft
Only for Dali version
RF26387.A
Dimmable DALI



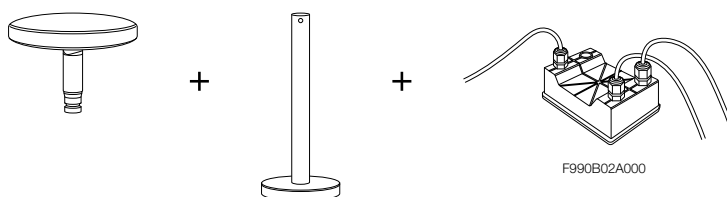
190

Esempi di Configurazione / Examples of Configuration

ON-OFF (non dimmerabile) = codice prodotto (F004C30A001 + F004Z010001) + alimentatore 8W / 110-240Vac / 24Vdc ON-OFF IP65 (RF25748)
 ON-OFF (non dimmable) = luminaire code (F004C30A001 + F004Z010001) + power supply 8W / 110-240Vac / 24Vdc ON-OFF IP65 (RF25748)

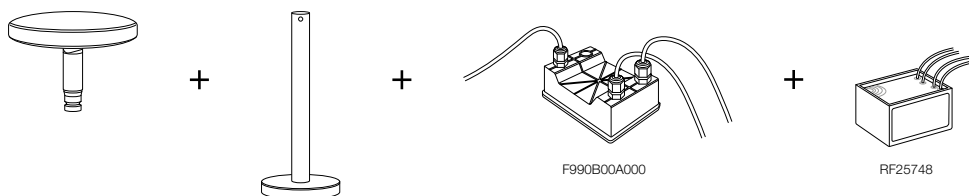


Dimmerabile 1-10V = codice prodotto (F004C30A001 + F004Z010001) + alimentatore 35W / 120-270Vac / 24Vdc 1-10V PWM control IP67 (F990B02A000)
 Dimmable 1-10V = luminaire code (F004C30A001 + F004Z010001) + power supply 35W / 120-270Vac / 24Vdc 1-10V PWM control IP67 (F990B02A000)

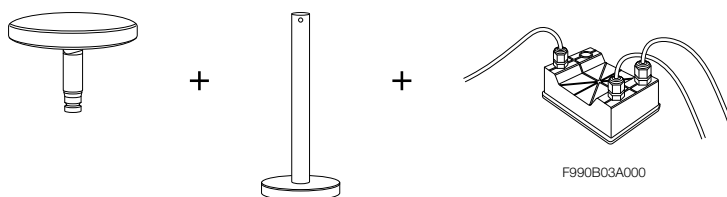


Dimmerabile 1-10V: interfaccia PWM + alimentatore = codice prodotto (F004C30A001 + F004Z010001) + interfaccia di controllo 1-10V PWM 24Vdc 120W IP67 (F990B00A000) + alimentatore 8W / 110-240Vac / 24Vdc ON-OFF IP65 (RF25748) o altro alimentatore remoto 24Vdc

Dimmable 1-10V: PWM control interface + power supply = luminaire code (F004C30A001 + F004Z010001) + PWM control interface 1-10V PWM 24Vdc 120W IP67 (F990B00A000) + power supply 8W / 110-240Vac / 24Vdc ON-OFF IP65 (RF25748) or other remote power supply

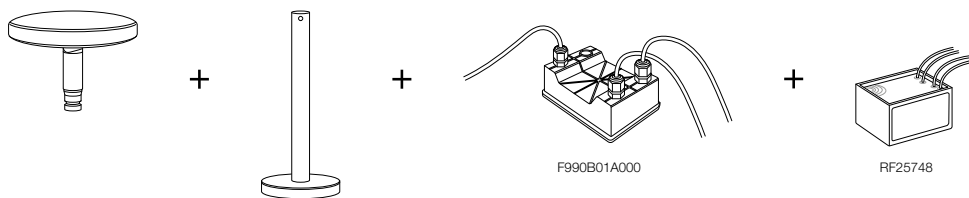


Dimmerabile DALI = codice prodotto (F004C30A001 + F004Z010001) + alimentatore 35W / 120-270Vac / 24Vdc DALI PWM control IP67 (F990B03A000)
 Dimmable DALI = luminaire code (F004C30A001 + F004Z010001) + power supply 35W / 120-270Vac / 24Vdc DALI PWM control IP67 (F990B03A000)

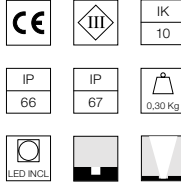
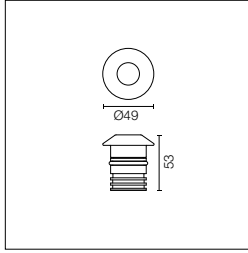


Dimmerabile DALI: interfaccia PWM + alimentatore = codice prodotto (F004C30A001 + F004Z010001) + interfaccia di controllo DALI PWM 24Vdc 120W IP67 (F990B01A000) + alimentatore 8W / 110-240Vac / 24Vdc ON-OFF IP65 (RF25748) o altro alimentatore remoto 24Vdc

Dimmable DALI: PWM control interface + power supply = luminaire code (F004C30A001 + F004Z010001) + PWM control interface DALI PWM 24Vdc 120W IP67 (F990B01A000) + power supply 8W / 110-240Vac / 24Vdc ON-OFF IP65 (RF25748) or other remote power supply



Landlord Ground 49



Alimentazione elettrica remota 24V da ordinare separatamente. Necessaria cassaforma per installazione, da ordinare separatamente.

24V remote power supply to be ordered separately. Necessary box for installation, to be ordered separately.

2200K disponibile su richiesta.

2200K available on request.

Power Led: 2,3W - 188 lm ≠ *FIXT 121 lm - 2700K/CRI 80 - 24V / 2,3W - 195 lm ≠ *FIXT 125 lm - 3000K/CRI 80 - 24V / 2,3W - 202 lm ≠ *FIXT 130 lm - 4000K/CRI 80 - 24V
*FIXT lm = Spot Optic

Optic Spot 14°

2700K

Non Dimmable

① F004A21A056

PWM Dimmable

① F004A21H056

Non Dimmable with honeycomb

① F004A26A05601

3000K

Non Dimmable

① F004A31A056

PWM Dimmable

① F004A31H056

Non Dimmable with honeycomb

① F004A36A05601

4000K

Non Dimmable

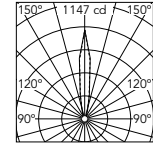
① F004A41A056

PWM Dimmable

① F004A41H056

Non Dimmable with honeycomb

① F004A46A05601



Beam Angle: 14°

h(m)	E(lx)	D(m)
1	1147	0.26
2	287	0.51
3	127	0.77
4	72	1.02
5	46	1.28

@4000K

Optic Medium 40°

2700K

Non Dimmable

① F004A22A056

PWM Dimmable

① F004A22H056

Non Dimmable with honeycomb

① F004A27A05602

3000K

Non Dimmable

① F004A32A056

PWM Dimmable

① F004A32H056

Non Dimmable with honeycomb

① F004A37A05602

4000K

Non Dimmable

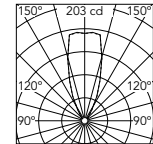
① F004A42A056

PWM Dimmable

① F004A42H056

Non Dimmable with honeycomb

① F004A47A05602

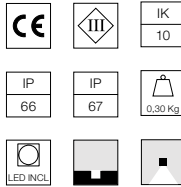
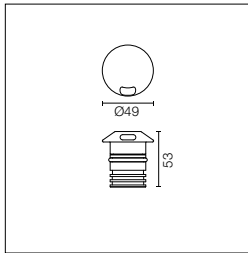


Beam Angle: 40°

h(m)	E(lx)	D(m)
1	203	0.72
2	51	1.44
3	23	2.16
4	13	2.88
5	8	3.61

@4000K

Landlord Ground 49 1 Beam



Alimentazione elettrica remota 24V da ordinare separatamente. Necessaria cassaforma per installazione, da ordinare separatamente.

24V remote power supply to be ordered separately. Necessary box for installation, to be ordered separately.

2200K disponibile su richiesta.

2200K available on request.

Power Led: 2,3W - 188 lm ≠ FIXT 8 lm - 2700K/CRI 80 - 24V / 2,3W - 195 lm ≠ FIXT 9 lm - 3000K/CRI 80 - 24V / 2,3W - 202 lm ≠ FIXT 9 lm - 4000K/CRI 80 - 24V

2700K

Non Dimmable

① F004A23A056

PWM Dimmable

① F004A23H056

3000K

Non Dimmable

① F004A33A056

PWM Dimmable

① F004A33H056

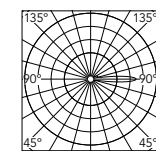
4000K

Non Dimmable

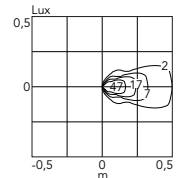
① F004A43A056

PWM Dimmable

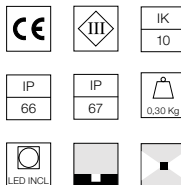
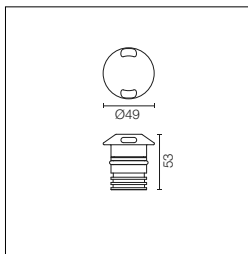
① F004A43H056



@4000K



Landlord Ground 49 2 Beams



Alimentazione elettrica remota 24V da ordinare separatamente. Necessaria cassaforma per installazione, da ordinare separatamente.

24V remote power supply to be ordered separately. Necessary box for installation, to be ordered separately.

2200K disponibile su richiesta.

2200K available on request.

Power Led: 2,3W - 188 lm ≠ FIXT 16 lm - 2700K/CRI 80 - 24V / 2,3W - 195 lm ≠ FIXT 17 lm - 3000K/CRI 80 - 24V / 2,3W - 202 lm ≠ FIXT 18 lm - 4000K/CRI 80 - 24V

2700K

Non Dimmable

- F004A24A056
- PWM Dimmable
- F004A24H056

3000K

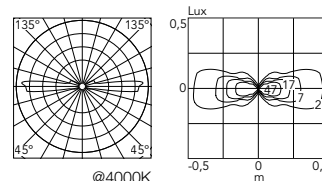
Non Dimmable

- F004A34A056
- PWM Dimmable
- F004A34H056

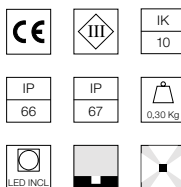
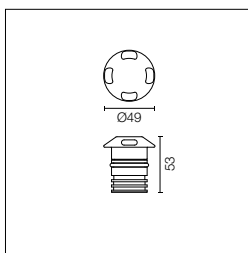
4000K

Non Dimmable

- F004A44A056
- PWM Dimmable
- F004A44H056



Landlord Ground 49 4 Beams



Alimentazione elettrica remota 24V da ordinare separatamente. Necessaria cassaforma per installazione, da ordinare separatamente.

24V remote power supply to be ordered separately. Necessary box for installation, to be ordered separately.

2200K disponibile su richiesta.

2200K available on request.

Power Led: 2,3W - 188 lm ≠ FIXT 32 lm - 2700K/CRI 80 - 24V / 2,3W - 195 lm ≠ FIXT 34 lm - 3000K/CRI 80 - 24V / 2,3W - 202 lm ≠ FIXT 36 lm - 4000K/CRI 80 - 24V

2700K

Non Dimmable

- F004A25A056
- PWM Dimmable
- F004A25H056

3000K

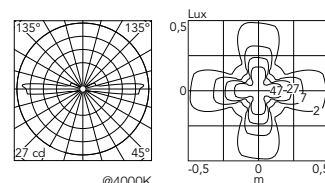
Non Dimmable

- F004A35A056
- PWM Dimmable
- F004A35H056

4000K

Non Dimmable

- F004A45A056
- PWM Dimmable
- F004A45H056



* Numero massimo di apparecchi per alimentatore / Maximum number of luminaires per power supply.

Numero massimo di apparecchi per alimentatore (Vin220÷240). Dati indicativi da verificare con le specifiche condizioni di installazione.

Maximum number of luminaires per power supply. (220÷240 V). These data must be checked taking into account the specific installation conditions.

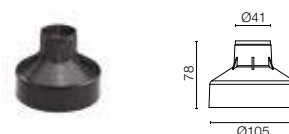
Non Dimmable		Dimmable	
Acc. RF25754	2	Acc. F990B02A000	13
Acc. RF25748	2	Acc. F990B03A000	13
Acc. RF25747	3	Acc. F990B16A000	13
Acc. RF25757	3	Acc. F990B04A000	28
Acc. F990B23AZ00	9	Acc. F990B05A000	28
Acc. RF25755	14	Acc. F990B17A000	28
Acc. RF25749	29		

Landlord Ground Ø49: Accessori / Accessories

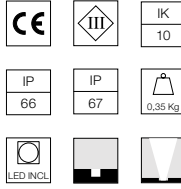
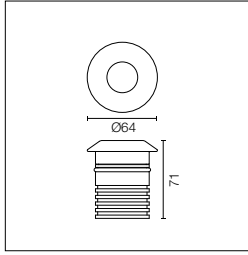
Cassaforma.

Box for installation.

F004Z0J0000



Landlord Ground 64



Alimentazione elettrica remota 24V da ordinare separatamente. Necessaria cassaforma per installazione, da ordinare separatamente.

24V remote power supply to be ordered separately. Necessary box for installation, to be ordered separately.

2200K disponibile su richiesta.

2200K available on request.

Power Led: 3,4W - 251 lm ≠ *FIXT 183 lm - 2700K/CRI 80 - 24V / 3,4W - 260 lm ≠ *FIXT 189 lm - 3000K/CRI 80 - 24V / 3,4W - 270 lm ≠ *FIXT 196 lm - 4000K/CRI 80 - 24V
*FIXT lm = Spot Optic

Optic Spot 15°

2700K

Non Dimmable

① F004B21A056

PWM Dimmable

① F004B21H056

Non Dimmable with honeycomb

① F004B26A05601

3000K

Non Dimmable

① F004B31A056

PWM Dimmable

① F004B31H056

Non Dimmable with honeycomb

① F004B36A05601

4000K

Non Dimmable

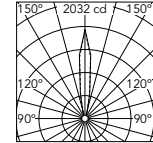
① F004B41A056

PWM Dimmable

① F004B41H056

Non Dimmable with honeycomb

① F004B46A05601



Beam Angle: 15°

h(m)	E(lx)	D(m)
1	2032	0.27
2	508	0.53
3	226	0.80
4	127	1.06
5	81	1.33

@4000K

Optic Medium 25°

2700K

Non Dimmable

① F004B22A056

PWM Dimmable

① F004B22H056

Non Dimmable with honeycomb

① F004B27A05602

3000K

Non Dimmable

① F004B32A056

PWM Dimmable

① F004B32H056

Non Dimmable with honeycomb

① F004B37A05602

4000K

Non Dimmable

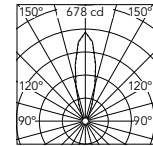
① F004B42A056

PWM Dimmable

① F004B42H056

Non Dimmable with honeycomb

① F004B47A05602

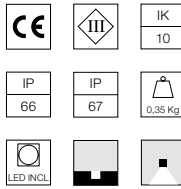
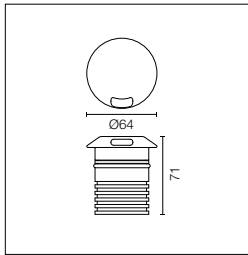


Beam Angle: 25°

h(m)	E(lx)	D(m)
1	678	0.46
2	169	0.92
3	75	1.38
4	42	1.84
5	27	2.30

@4000K

Landlord Ground 64 1 Beam



Alimentazione elettrica remota 24V da ordinare separatamente. Necessaria cassaforma per installazione, da ordinare separatamente.

24V remote power supply to be ordered separately. Necessary box for installation, to be ordered separately.

2200K disponibile su richiesta.

2200K available on request.

Power Led: 3,4W - 251 lm ≠ FIXT 11 lm - 2700K/CRI 80 - 24V / 3,4W - 260 lm ≠ FIXT 12 lm - 3000K/CRI 80 - 24V / 3,4W - 270 lm ≠ FIXT 12 lm - 4000K/CRI 80 - 24V

2700K

Non Dimmable

① F004B23A056

PWM Dimmable

① F004B23H056

3000K

Non Dimmable

① F004B33A056

PWM Dimmable

① F004B33H056

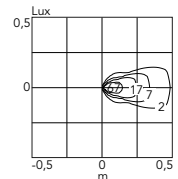
4000K

Non Dimmable

① F004B43A056

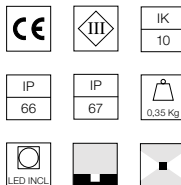
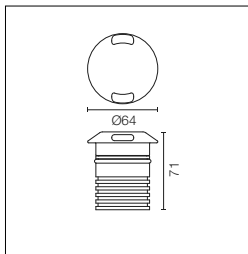
PWM Dimmable

① F004B43H056



@4000K

Landlord Ground 64 2 Beams



Alimentazione elettrica remota 24V da ordinare separatamente. Necessaria cassaforma per installazione, da ordinare separatamente.

24V remote power supply to be ordered separately. Necessary box for installation, to be ordered separately.

2200K disponibile su richiesta.

2200K available on request.

Power Led: 3,4W - 251 lm ≠ FIXT 22 lm - 2700K/CRI 80 - 24V / 3,4W - 260 lm ≠ FIXT 23 lm - 3000K/CRI 80 - 24V / 3,4W - 270 lm ≠ FIXT 24 lm - 4000K/CRI 80 - 24V

2700K

Non Dimmable

- F004B24A056
- PWM Dimmable
- F004B24H056

3000K

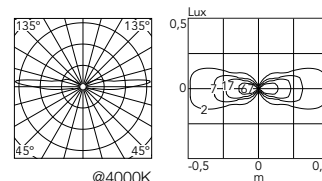
Non Dimmable

- F004B34A056
- PWM Dimmable
- F004B34H056

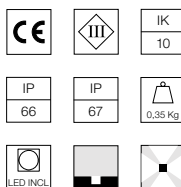
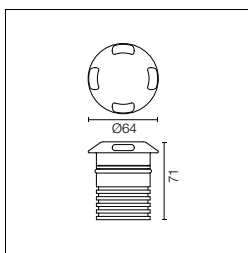
4000K

Non Dimmable

- F004B44A056
- PWM Dimmable
- F004B44H056



Landlord Ground 64 4 Beams



Alimentazione elettrica remota 24V da ordinare separatamente. Necessaria cassaforma per installazione, da ordinare separatamente.

24V remote power supply to be ordered separately. Necessary box for installation, to be ordered separately.

2200K disponibile su richiesta.

2200K available on request.

Power Led: 3,4W - 251 lm ≠ FIXT 44 lm - 2700K/CRI 80 - 24V / 3,4W - 260 lm ≠ FIXT 46 lm - 3000K/CRI 80 - 24V / 3,4W - 270 lm ≠ FIXT 48 lm - 4000K/CRI 80 - 24V

2700K

Non Dimmable

- F004B25A056
- PWM Dimmable
- F004B25H056

3000K

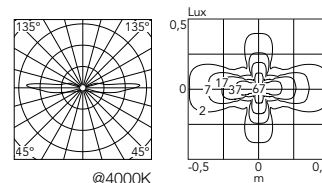
Non Dimmable

- F004B35A056
- PWM Dimmable
- F004B35H056

4000K

Non Dimmable

- F004B45A056
- PWM Dimmable
- F004B45H056



* Numero massimo di apparecchi per alimentatore / Maximum number of luminaires per power supply.

Numero massimo di apparecchi per alimentatore (Vin220÷240). Dati indicativi da verificare con le specifiche condizioni di installazione.

Maximum number of luminaires per power supply. (220÷240 V). These data must be checked taking into account the specific installation conditions.

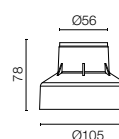
Non Dimmable		Dimmable	
Acc. RF25754	1	Acc. F990B02A000	7
Acc. RF25748	1	Acc. F990B03A000	7
Acc. RF25747	3	Acc. F990B16A000	7
Acc. RF25757	3	Acc. F990B04A000	17
Acc. F990B23AZ00	7	Acc. F990B05A000	17
Acc. RF25755	9	Acc. F990B17A000	17
Acc. RF25749	17		

Landlord Ground Ø64: Accessori / Accessories

Cassaforma.

Box for installation.

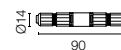
F004Z0K0000



Landlord: Accessori / Accessories

Sistema di giunzione IP68 a 2 vie 2 poli. (Ø4÷6,9mm cavo).
2 way terminal block 2 poles IP68. (Ø4÷6,9mm cable).

F990C050000



Non può essere alloggiato nella scatola per incasso.

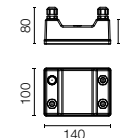
It can't be placed in the recessed box for installation.

Landlord (all versions): Power Supply Dimmable

Alimentatore 24V PWM con interfaccia di controllo 1-10V IP67 Classe II. Vin 120-270 Vac.

Power supply 24V PWM with 1-10V control interface IP67 Class II. Vin 120-270 Vac.

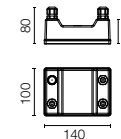
35W
*F990B02A000
70W
*F990B04A000



Alimentatore 24V PWM con interfaccia di controllo DALI IP67 Classe II. Vin 120-270 Vac.

Power supply 24V PWM with DALI control interface IP67 Class II. Vin 120-270 Vac.

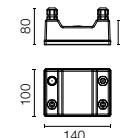
35W
*F990B03A000
70W
*F990B05A000



Alimentatore 24V PWM con interfaccia di controllo PUSH IP67 Classe II. Vin 120-270 Vac.

Power supply 24V PWM with PUSH control interface IP67 Class II. Vin 120-270 Vac.

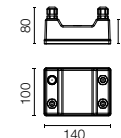
35W
*F990B16A000
70W
*F990B17A000



Interfaccia di controllo 24V PWM - 1-10V IP67 Class III. Vin 24Vdc 120W (Fonte di alimentazione non inclusa).

Control interface 24V PWM - 1-10V IP67 Class III. Vin 24Vdc 120W (Power supply not included).

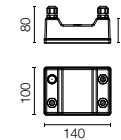
F990B00A000



Interfaccia di controllo 24V PWM - Dali IP67 Class III. Vin 24Vdc 120W (Fonte di alimentazione non inclusa).

Control interface 24V PWM - Dali IP67 Class III. Vin 24Vdc 120W (Power supply not included).

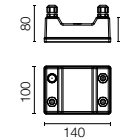
F990B01A000



Interfaccia di controllo 24V PWM - Push IP67 Class III. Vin 24Vdc 120W (Fonte di alimentazione non inclusa).

Control interface 24V PWM - Push IP67 Class III. Vin 24Vdc 120W (Power supply not included).

F990B18A000




Landlord: Power Supply Non Dimmable

Alimentatore doppia funzione 24V / 350mA IP20 Classe II selv. no dimmerabile.	Power supply dual function 24V / 350mA IP20 Class II selv no dimmable.	*RF25754		
Alimentatore doppia funzione 24V / Iout 350mA 110-240V IP65.	Power supply dual function 24V / Iout 350mA 110-240V IP65.	*RF25748		
Alimentatore 24V 10W / 110- 240V IP20 Classe II selv.	Power supply 24V 10W /110- 240V IP20 Class II selv.	*RF25747		
Alimentatore 24V 10W / 110- 240V IP67 Classe II selv.	Power supply 24V 10W / 110-240V IP67 Class II selv.	*RF25757		
Alimentatore 24Vdc 35W / 120-270V IP67 Classe II selv.	Power supply 24Vdc 35W / 120-270V IP67 Class II selv.	F990B23AZ00		
Alimentatore 24Vdc 50W / 120-240V IP67 Classe II selv.	Power supply 24Vdc 50W / 120-240V IP67 Class II selv.	*RF25755		
Alimentatore 24Vdc 70W / 220-240V IP67 Classe II selv.	Power supply 24Vdc 70W / 220-240V IP67 Class II selv.	*RF25749		

Bellhop

Designed by Edward Barber & Jay Osgerby





Bellhop Wall



Bellhop Pole



Bellhop Bollard

Famiglia / Family

Bellhop Wall

Bellhop Bollard

Bellhop Pole



Power Led

8W
551 lm - 2700K/CRI 80
580 lm - 3000K/CRI 80
607 lm - 4000K/CRI 80
2200K available on request.

Power Led

8W
551 lm - 2700K/CRI 80
580 lm - 3000K/CRI 80
607 lm - 4000K/CRI 80
2200K available on request.

Power Led

30W
2490 lm - 2700K/CRI 80
2590 lm - 3000K/CRI 80
2760 lm - 4000K/CRI 80
2200K available on request.

Colori / Colours



01 White*



06 Grey



12 Forest Green*



18 Deep Brown



30 Black*



33 Anthracite



56 Matt Stainless
Steel*

* Solo per versioni bollard e wall. / Only for bollard and wall versions.

Bellhop Wall

Apparecchi di illuminazione da parete della collezione per esterni Bellhop con illuminazione diffusa; è realizzata in alluminio estruso e pressofuso oppure in acciaio inossidabile.

Bellhop Bollard

Versione Bollard della collezione per esterni di Bellhop per un'illuminazione diffusa. Realizzata in alluminio estruso e pressofuso o acciaio inossidabile, Bellhop è disponibile in due altezze diverse per il modello bollard e con un flusso ed emissione luminose diverse in modo da soddisfare qualsiasi esigenza di illuminazione esterna o prospettiva d'illuminazione necessaria.

Bellhop Pole

Versione su palo della collezione per esterni di Bellhop a luce diffusa.

Testa in alluminio montata su un palo estruso lungo 3 m o 4 m, disponibile per installazione su superficie rigida o a terra.

Bellhop Wall

Wall light version of the Bellhop Outdoor Collection for diffuse light, made of extruded and die-cast aluminium or stainless steel.

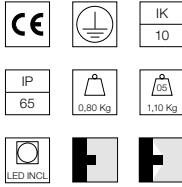
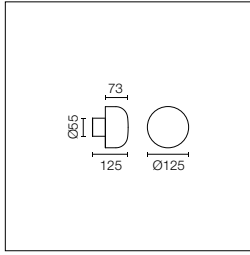
Bellhop Bollard

Bollard version of the Bellhop Outdoor Collection for diffuse light. Made of extruded and die-cast aluminium or stainless steel, Bellhop is available in two heights for the bollard model and with different lumens and luminaire outputs as to comply with any outdoor setting and lighting scenario need.

Bellhop Pole

Pole version of the Bellhop Outdoor Collection for diffuse light.

Aluminum head mounted on a 3m or 4m long extruded pole, available for installation on rigid surface or in ground.



Alimentazione elettrica 100-240V integrata. Attacco a parete.
 Ogni apparecchio d'illuminazione è dotato di 200 mm di cavo per connessione all'interno del corpo dell'apparecchio.
 La connessione è consigliata con un sistema di giunzione IP68 H₂O Stop anti-condensa a 2 vie 4 poli, da ordinare separatamente.

100-240V power supply integrated. Direct wall installation.
 Each luminaire is equipped with 200 mm length cable for connection inside the luminaire body.
 Recommended connection with a 2 way terminal block 4 poles IP68 H₂O Stop, to be ordered separately.

2200K disponibile su richiesta.

2200K available on request.

Power Led: 8W - 783 lm ≠ FIXT 551 lm - 2700K/CRI 80 - 100-240V / 8W - 816 lm ≠ FIXT 580 lm - 3000K/CRI 80 - 100-240V / 8W - 873 lm ≠ FIXT 607 lm - 4000K/CRI 80 - 100-240V

2700K

Non Dimmable

- F003C21A001
- F003C21A006
- F003C21A012
- F003C21A018
- F003C21A030
- F003C21A033
- F003C21A056
- 1-10V
- F003C21B001
- F003C21B006
- F003C21B012
- F003C21B018
- F003C21B030
- F003C21B033
- F003C21B056

Dali

- F003C21D001
- F003C21D006
- F003C21D012
- F003C21D018
- F003C21D030
- F003C21D033
- F003C21D056

3000K

Non Dimmable

- F003C31A001
- F003C31A006
- F003C31A012
- F003C31A018
- F003C31A030
- F003C31A033
- F003C31A056
- 1-10V
- F003C31B001
- F003C31B006
- F003C31B012
- F003C31B018
- F003C31B030
- F003C31B033
- F003C31B056

Dali

- F003C31D001
- F003C31D006
- F003C31D012
- F003C31D018
- F003C31D030
- F003C31D033
- F003C31D056

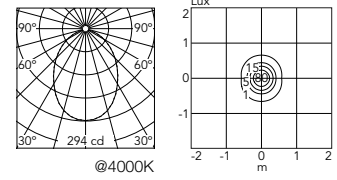
4000K

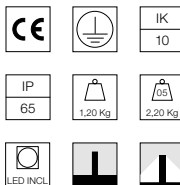
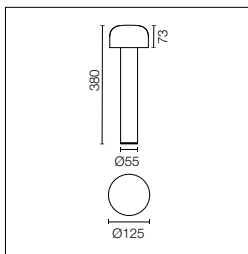
Non Dimmable

- F003C41A001
- F003C41A006
- F003C41A012
- F003C41A018
- F003C41A030
- F003C41A033
- F003C41A056
- 1-10V
- F003C41B001
- F003C41B006
- F003C41B012
- F003C41B018
- F003C41B030
- F003C41B033
- F003C41B056

Dali

- F003C41D001
- F003C41D006
- F003C41D012
- F003C41D018
- F003C41D030
- F003C41D033
- F003C41D056





Alimentazione elettrica 100-240V inclusa. Pronta per l'installazione su superficie solida.
 Ogni apparecchio d'illuminazione è dotato di 200 mm di cavo per connessione all'interno del corpo dell'apparecchio.
 La connessione è consigliata con un sistema di giunzione IP68 H₂O Stop anti-condensa a 2 vie 4 poli, da ordinare separatamente.

100-240V power supply included. Ready for installation on solid surface.
 Each luminaire is equipped with 200 mm cable for connection inside the luminaire body.
 Recommended connection with a 2 way terminal block 4 poles IP68 H₂O Stop, to be ordered separately.

2200K disponibile su richiesta.

2200K available on request.

Power Led: 8W - 783 lm ≠ FIXT 551 lm - 2700K/CRI 80 - 100-240V / 8W - 816 lm ≠ FIXT 580 lm - 3000K/CRI 80 - 100-240V / 8W - 873 lm ≠ FIXT 607 lm - 4000K/CRI 80 - 100-240V

2700K

Non Dimmable

- F003A21A001
- F003A21A006
- F003A21A012
- F003A21A018
- F003A21A030
- F003A21A033
- F003A21A056
- 1-10V
- F003A21B001
- F003A21B006
- F003A21B012
- F003A21B018
- F003A21B030
- F003A21B033
- F003A21B056

Dali

- F003A21D001
- F003A21D006
- F003A21D012
- F003A21D018
- F003A21D030
- F003A21D033
- F003A21D056

3000K

Non Dimmable

- F003A31A001
- F003A31A006
- F003A31A012
- F003A31A018
- F003A31A030
- F003A31A033
- F003A31A056
- 1-10V
- F003A31B001
- F003A31B006
- F003A31B012
- F003A31B018
- F003A31B030
- F003A31B033
- F003A31B056

Dali

- F003A31D001
- F003A31D006
- F003A31D012
- F003A31D018
- F003A31D030
- F003A31D033
- F003A31D056

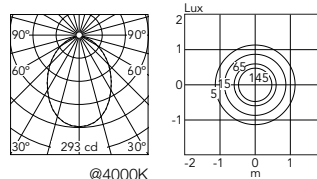
4000K

Non Dimmable

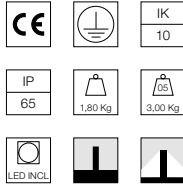
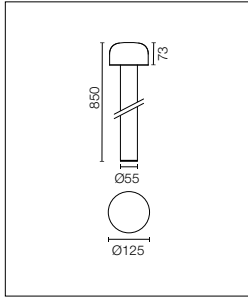
- F003A41A001
- F003A41A006
- F003A41A012
- F003A41A018
- F003A41A030
- F003A41A033
- F003A41A056
- 1-10V
- F003A41B001
- F003A41B006
- F003A41B012
- F003A41B018
- F003A41B030
- F003A41B033
- F003A41B056

Dali

- F003A41D001
- F003A41D006
- F003A41D012
- F003A41D018
- F003A41D030
- F003A41D033
- F003A41D056



Bellhop Bollard 850



Alimentazione elettrica 100-240V inclusa. Pronta per l'installazione su superficie solida.
Ogni apparecchio d'illuminazione è dotato di 200 mm di cavo per connessione all'interno del corpo dell'apparecchio.
La connessione è consigliata con un sistema di giunzione IP68 H₂O Stop anti-condensa a 2 vie 4 poli, da ordinare separatamente.

100-240V power supply included. Ready for installation on solid surface.
Each luminaire is equipped with 200 mm cable for connection inside the luminaire body.
Recommended connection with a 2 way terminal block 4 poles IP68 H₂O Stop, to be ordered separately.

2200K disponibile su richiesta.

2200K available on request.

Power Led: 8W - 783 lm ≠ FIXT 551 lm - 2700K/CRI 80 - 100-240V / 8W - 816 lm ≠ FIXT 580 lm - 3000K/CRI 80 - 100-240V / 8W - 873 lm ≠ FIXT 607 lm - 4000K/CRI 80 - 100-240V

2700K

Non Dimmable

- F003B21A001
- F003B21A006
- F003B21A012
- F003B21A018
- F003B21A030
- F003B21A033
- F003B21A056
- 1-10V
- F003B21B001
- F003B21B006
- F003B21B012
- F003B21B018
- F003B21B030
- F003B21B033
- F003B21B056
- Dali
- F003B21D001
- F003B21D006
- F003B21D012
- F003B21D018
- F003B21D030
- F003B21D033
- F003B21D056

3000K

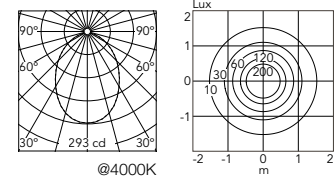
Non Dimmable

- F003B31A001
- F003B31A006
- F003B31A012
- F003B31A018
- F003B31A030
- F003B31A033
- F003B31A056
- 1-10V
- F003B31B001
- F003B31B006
- F003B31B012
- F003B31B018
- F003B31B030
- F003B31B033
- F003B31B056
- Dali
- F003B31D001
- F003B31D006
- F003B31D012
- F003B31D018
- F003B31D030
- F003B31D033
- F003B31D056

4000K

Non Dimmable

- F003B41A001
- F003B41A006
- F003B41A012
- F003B41A018
- F003B41A030
- F003B41A033
- F003B41A056
- 1-10V
- F003B41B001
- F003B41B006
- F003B41B012
- F003B41B018
- F003B41B030
- F003B41B033
- F003B41B056
- Dali
- F003B41D001
- F003B41D006
- F003B41D012
- F003B41D018
- F003B41D030
- F003B41D033
- F003B41D056



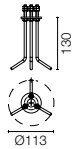
Bellhop Bollard: Accessori / Accessories

Piastra tirafondi.

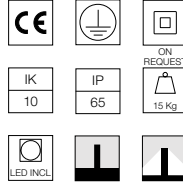
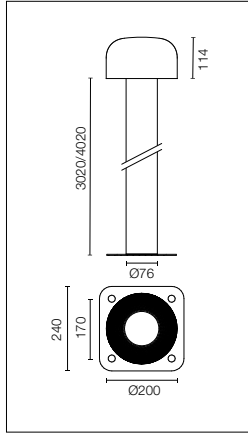

Base plate with bolt.

Bellhop Bollard Ø125

F003Z010000



Bellhop Pole with base



Alimentazione elettrica 220/240 inclusa. Pronta per l'installazione su superficie solida. Piastra base disponibile come accessorio. Ogni apparecchio d'illuminazione è dotato di 200 mm di cavo per connessione all'interno del corpo dell'apparecchio. La connessione è consigliata con un sistema di giunzione IP68 H₂O Stop anti-condensa a 2 vie 4 poli, da ordinare separatamente. Versione dimmerabile e 110V disponibili su richiesta.

220-240V power supply included. Ready for installation on solid surface. Base plate available as accessory. Each luminaire is equipped with 200 mm cable for connection inside the luminaire body. Recommended connection with a 2 way terminal block 4 poles IP68 H₂O Stop, to be ordered separately. 110V and dimmable versions available on request.

2200K disponibile su richiesta.

2200K available on request.

Power Led: 30W - 3090 lm ≠ FIXT 2490 lm - 2700K/CRI 80 - 220-240V / 30W - 3220 lm ≠ FIXT 2590 lm - 3000K/CRI 80 - 220-240V / 30W - 3430 lm ≠ FIXT 2760 lm - 4000K/CRI 80 - 220-240V

2700K

H 3020 mm
Non Dimmable

- F003H21A006
- F003H21A018
- F003H21A033
- 1-10V
- F003H21B006
- F003H21B018
- F003H21B033
- Dali
- F003H21D006
- F003H21D018
- F003H21D033

3000K

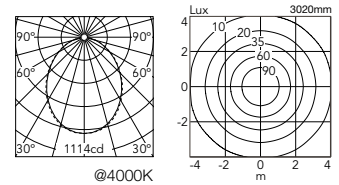
H 3020 mm
Non Dimmable

- F003H31A006
- F003H31A018
- F003H31A033
- 1-10V
- F003H31B006
- F003H31B018
- F003H31B033
- Dali
- F003H31D006
- F003H31D018
- F003H31D033

4000K

H 3020 mm
Non Dimmable

- F003H41A006
- F003H41A018
- F003H41A033
- 1-10V
- F003H41B006
- F003H41B018
- F003H41B033
- Dali
- F003H41D006
- F003H41D018
- F003H41D033



2700K

H 4020 mm
Non Dimmable

- F003L21A006
- F003L21A018
- F003L21A033
- 1-10V
- F003L21B006
- F003L21B018
- F003L21B033
- Dali
- F003L21D006
- F003L21D018
- F003L21D033

3000K

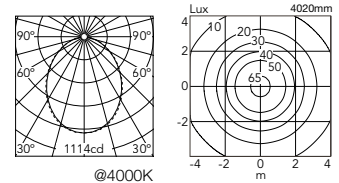
H 4020 mm
Non Dimmable

- F003L31A006
- F003L31A018
- F003L31A033
- 1-10V
- F003L31B006
- F003L31B018
- F003L31B033
- Dali
- F003L31D006
- F003L31D018
- F003L31D033

4000K

H 4020 mm
Non Dimmable

- F003L41A006
- F003L41A018
- F003L41A033
- 1-10V
- F003L41B006
- F003L41B018
- F003L41B033
- Dali
- F003L41D006
- F003L41D018
- F003L41D033

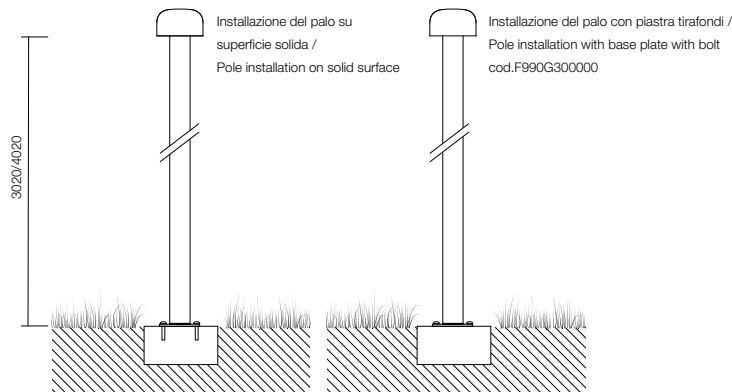
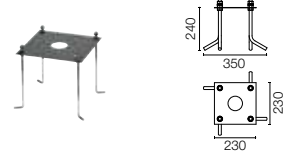


Bellhop Pole: Accessori / Accessories

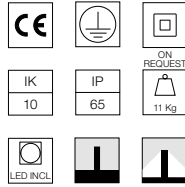
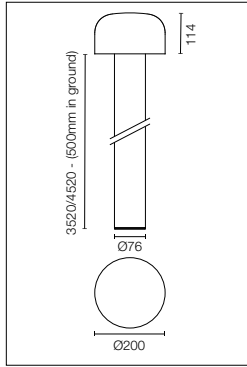
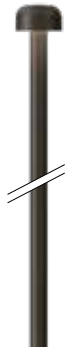
Piastra tirafondi per versione Bellhop palo con base.

Base plate with bolt for Bellhop Pole with base version.

Bellhop Pole Ø200
F990G300000



Bellhop Pole Inground



Alimentazione elettrica 220-240V inclusa.
 Pronto per l'installazione a terra.
 Ogni apparecchio d'illuminazione è dotato di 200 mm di cavo per connessione all'interno del corpo dell'apparecchio.
 La connessione è consigliata con un sistema di giunzione IP68 H₂O Stop anti-condensa a 2 vie 4 poli, da ordinare separatamente.
 Versione dimmerabile e 110V disponibili su richiesta.

220-240V power supply included.
 Ready for inground installation.
 Each luminaire is equipped with 200 mm cable for connection inside the luminaire body.
 Recommended connection with a 2 way terminal block 4 poles IP68 H₂O Stop, to be ordered separately.
 110V and dimmable versions available on request.

2200K disponibile su richiesta.

2200K available on request.

Power Led: 30W - 3090 lm ≠ FIXT 2490 lm - 2700K/CRI 80 - 220-240V / 30W - 3220 lm ≠ FIXT 2590 lm - 3000K/CRI 80 - 220-240V / 30W - 3430 lm ≠ FIXT 2760 lm - 4000K/CRI 80 - 220-240V

2700K

H 3520 mm
 Non Dimmable

- F003G21A006
- F003G21A018
- F003G21A033
- 1-10V
- F003G21B006
- F003G21B033
- F003G21B018
- Dali
- F003G21D006
- F003G21D018
- F003G21D033

3000K

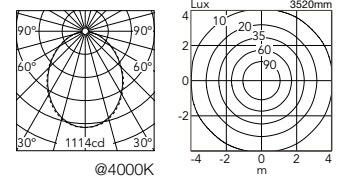
H 3520 mm
 Non Dimmable

- F003G31A006
- F003G31A018
- F003G31A033
- 1-10V
- F003G31B006
- F003G31B018
- F003G31B033
- Dali
- F003G31D006
- F003G31D018
- F003G31D033

4000K

H 3520 mm
 Non Dimmable

- F003G41A006
- F003G41A018
- F003G41A033
- 1-10V
- F003G41B006
- F003G41B018
- F003G41B033
- Dali
- F003G41D006
- F003G41D018
- F003G41D033



2700K

H 4520 mm
 Non Dimmable

- F003K21A006
- F003K21A018
- F003K21A033
- 1-10V
- F003K21B006
- F003K21B018
- F003K21B033
- Dali
- F003K21D006
- F003K21D018
- F003K21D033

3000K

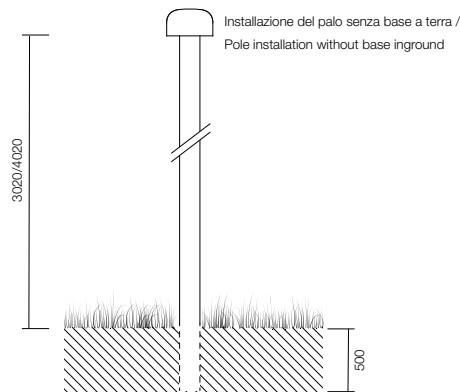
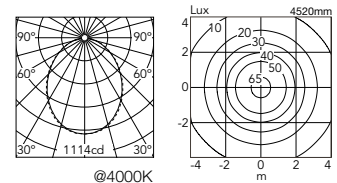
H 4520 mm
 Non Dimmable

- F003K31A006
- F003K31A018
- F003K31A033
- 1-10V
- F003K31B006
- F003K31B018
- F003K31B033
- Dali
- F003K31D006
- F003K31D018
- F003K31D033

4000K

H 4520 mm
 Non Dimmable

- F003K41A006
- F003K41A018
- F003K41A033
- 1-10V
- F003K41B006
- F003K41B018
- F003K41B033
- Dali
- F003K41D006
- F003K41D018
- F003K41D033



Bellhop Pole: Accessori / Accessories

Sistema di giunzione IP68
H₂O Stop anti-condensa a 2
vie 4 poli. (Ø5,5÷12mm cavo).

2 way terminal block 4 poles
IP68 H₂O Stop.
(ø5,5÷12mm cable).

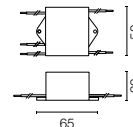
Bellhop Wall / Bollard / Pole
F990C00A000



Dispositivo di protezione
per il sovraccarico. 240 Vac.
Corrente massima di scarica
10KA (8/29us). Massima
corrente operativa 5A. Adatto
per la connessione in serie.
IP66.

Surge protection device.
275Vac. Maximum discharge
current 10KA (8/20us).
Maximum operating current
5A. Suitable for series
connection. IP66.

Bellhop Wall / Bollard / Pole
F990E00A000




Casting

Designed by Vincent Van Duysen





Casting Concrete



Casting T



Famiglia / Family

Casting Concrete



Power Led

9W

427 lm - 2700K/CRI 80

513 lm - 3000K/CRI 80

526 lm - 4000K/CRI 80

Casting C



W: **100**
H: 200 / **500** / 700 mm

Power Led

7W

272 lm - 2700K/CRI 80

295 lm - 3000K/CRI 80

317 lm - 4000K/CRI 80

2200K available on request.



W: **150**
H: 250 / **500** / 850 mm

Power Led

12W

565 lm - 2700K/CRI 80

813 lm - 3000K/CRI 80

660 lm - 4000K/CRI 80

2200K available on request.

Casting T



W: **100**
H: 200 / **500** / 700 mm

Power Led

12W

2x272 lm - 2700K/CRI 80

2x295 lm - 3000K/CRI 80

2x317 lm - 4000K/CRI 80

2200K available on request.



W: **150**
H: 250 / **500** / 850 mm

Power Led

21W

2x565 lm - 2700K/CRI 80

2x813 lm - 3000K/CRI 80

2x660 lm - 4000K/CRI 80

2200K available on request.

Colori / Colours

Casting Concrete



89 Concrete

Casting C / T



01 White



06 Grey



12 Forest Green



18 Deep Brown



30 Black



33 Anthracite

Collezione di paletti luminosi per esterno, con fonte di luce a LED.

Casting Concrete

Il corpo della versione Concrete è realizzato in stampo, con getto di calcestruzzo composta da cemento, aggreganti inerti fini e fibre di rinforzo. Ogni manufatto è realizzato individualmente con processo artigianale: minime differenze estetiche e di colore tra un apparecchio e l'altro sono il segno dell'unicità di ciascuna lampada. Ogni apparecchio monta un diffusore in policarbonato satinato incollato al dissipatore del prodotto per garantire la tenuta all'acqua (stabilizzato ai raggi UV per minimizzarne l'ingiallimento).

L'apparecchio è fornito con uno spezzone di cavo uscente in neoprene, con un kit di connessione elettrica per cavo multipolare singolo, e con tasselli per installazione su superfici piene e solide.

La piastra di fissaggio per installazione su calcestruzzo, pavimentazione da gettare, o su plinto è disponibile come accessorio.

Casting C/T

Il corpo delle versioni C e T è realizzato in alluminio estruso, base e diffusore in alluminio pressofuso EN AB-47100 a basso contenuto di rame.

Rivestimento ad alta resistenza: dopo un trattamento di sabbiatura di tutti i componenti per rendere la superficie porosa e garantire una maggiore adesione della vernice, è applicato il rivestimento esterno con un doppio strato con polveri secondo lo standard QUALICOAT. Il primo strato di polvere epossidica dà resistenza chimica e meccanica, il secondo strato di finitura di polvere poliestere assicura resistenza ai raggi UV ed agli agenti atmosferici. Le superfici verniciate sono trattate con lavaggi alcalini e acidi, risciacquate con acqua demineralizzata, e sottoposte a un trattamento di conversione chimica per proteggere contro l'ossidazione. Diffusore in vetro incollato al dissipatore del prodotto per garantire la tenuta all'acqua, e microtesturizzato per garantire una distribuzione omogenea e uniforme della luce. L'apparecchio è fornito con uno spezzone di cavo uscente in neoprene.

Collection of outdoor bollard lights with LED light source.

Casting Concrete

The body of the Round version is made from a mould, with poured concrete consisting of cement, fine inert materials for aggregating purposes, and reinforcing fibers. Each article is manufactured individually with a handcrafted process: minor aesthetic and color differences between one luminaire and another are the sign of the uniqueness of each lamp. Each luminaire has a frosted polycarbonate diffuser glued to the heat sink of the product to ensure a watertight seal (UV stabilized to minimise yellowing).

The luminaire is provided with a segment of outgoing cable in neoprene, with a kit of electrical connection for single multicore cable, and with dowels for installation on full and solid surfaces. The fixing plate for installation on cement paving, poured concrete, or on plinth is available as an accessory.

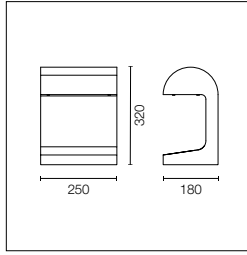
Casting C/T

The body of the versions C and T is made of extruded aluminum, base and diffuser in die-cast aluminum EN AB-47100 with a low copper content.

High-resistance coating: after a sandblasting treatment of all components to make the surface porous and ensure a greater adhesion of the paint, the external coating is applied with a double layer with epoxy powders according to the QUALICOAT standard. The first layer of epoxy powder gives chemical and mechanical resistance, the second finishing layer of polyester powder ensures resistance to UV rays and atmospheric agents. The painted surfaces are treated with alkaline and acidic washes, then rinsed with demineralized water, subjected to a chemical conversion treatment to protect against oxidation. A glass diffuser is glued to the heat sink of the product to ensure a watertight seal, micro-texturized to ensure homogeneous and uniform distribution of the light.

The luminaire is provided with a segment of outgoing cable in neoprene.

Casting Concrete



Alimentazione elettrica
220/240V integrata.

220/240V power supply
integrated.



Power Led: 9W - 650 lm ≠ FIXT 427 lm - 2700K/CRI 80 - 220-240V / 9W - 780 lm ≠ FIXT 513 lm - 3000K/CRI 80 - 220-240V /
9W - 800 lm ≠ FIXT 526 lm - 4000K/CRI 80 - 220-240V

2700K

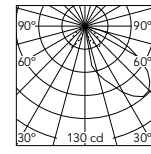
- F1330089.A

3000K

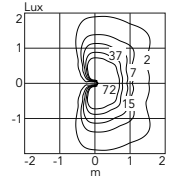
- F1331089.A

4000K

- F1332089.A



@4000K



Casting Concrete: Accessori / Accessories

Piastra tirafondi.

Base plate with bolt.

F1209000



Sistema di giunzione IP68
H2O Stop anti-condensa a
3/4 vie 4 poli. (Ø5,5÷12mm
cavo).

3/4 way terminal block
4 poles IP68 H2O Stop.
(Ø5,5÷12mm cable).

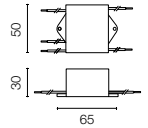
F990C010000

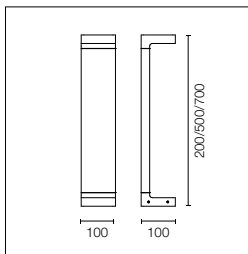


Dispositivo di protezione
per il sovraccarico. 275 Vac.
Corrente massima di scarica
10KA (8/29us). Massima
corrente operativa 5A. Adatto
per la connessione in serie.
IP66.

Surge protection device.
275Vac. Maximum discharge
current 10KA (8/20us).
Maximum operating current
5A. Suitable for series
connection. IP66.

F990E00A000





Alimentazione elettrica 110/240V integrata.

110/240V power supply integrated.



2200K disponibile su richiesta.

2200K available on request.



Power Led: 7W - 540 lm ≠ FIXT 272 lm - 2700K/CRI 80 - 110-240V / 7W - 585 lm ≠ FIXT 295 lm - 3000K/CRI 80 - 110-240V / 7W - 630 lm ≠ FIXT 317 lm - 4000K/CRI 80 - 110-240V

2700K

H 200 mm

- F1210001
- F1210006
- F1210012
- F1210018
- F1210030
- F1210033

H 500 mm

- F1213001
- F1213006
- F1213012
- F1213018
- F1213030
- F1213033

H 700 mm

- F1216001
- F1216006
- F1216012
- F1216018
- F1216030
- F1216033

3000K

H 200 mm

- F1211001
- F1211006
- F1211012
- F1211018
- F1211030
- F1211033

H 500 mm

- F1214001
- F1214006
- F1214012
- F1214018
- F1214030
- F1214033

H 700 mm

- F1217001
- F1217006
- F1217012
- F1217018
- F1217030
- F1217033

4000K

H 200 mm

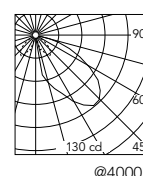
- F1212001
- F1212006
- F1212012
- F1212018
- F1212030
- F1212033

H 500 mm

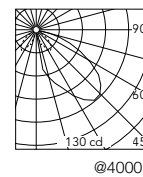
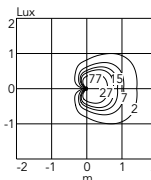
- F1215001
- F1215006
- F1215012
- F1215018
- F1215030
- F1215033

H 700 mm

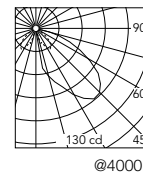
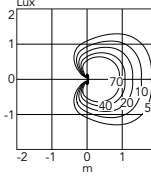
- F1218001
- F1218006
- F1218012
- F1218018
- F1218030
- F1218033



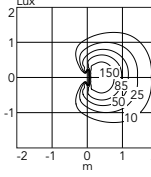
@4000K

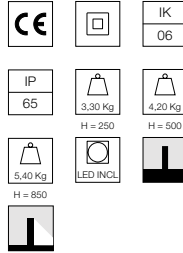
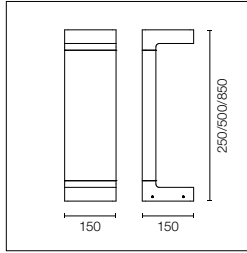


@4000K



@4000K





Alimentazione elettrica 110/240V integrata.

110/240V power supply integrated.

2200K disponibile su richiesta.

2200K available on request.

Power Led: 12W - 1080 lm ≠ FIXT 565 lm - 2700K/CRI 80 - 110-240V / 12W - 1170 lm ≠ FIXT 613 lm - 3000K/CRI 80 - 110-240V / 12W - 1260 lm ≠ FIXT 660 lm - 4000K/CRI 80 - 110-240V

2700K

H 250 mm - Non Dimmable

- F1230001
- F1230006
- F1230012
- F1230018
- F1230030
- F1230033
- 1-10V
- F1230001-310
- F1230006-310
- F1230012-310
- F1230018-310
- F1230030-310
- F1230033-310
- Dali
- F1230001-300
- F1230006-300
- F1230012-300
- F1230018-300
- F1230030-300
- F1230033-300

3000K

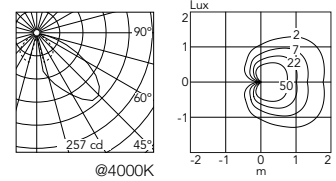
H 250 mm - Non Dimmable

- F1231001
- F1231006
- F1231012
- F1231018
- F1231030
- F1231033
- 1-10V
- F1231001-310
- F1231006-310
- F1231012-310
- F1231018-310
- F1231030-310
- F1231033-310
- Dali
- F1231001-300
- F1231006-300
- F1231012-300
- F1231018-300
- F1231030-300
- F1231033-300

4000K

H 250 mm - Non Dimmable

- F1232001
- F1232006
- F1232012
- F1232018
- F1232030
- F1232033
- 1-10V
- F1232001-310
- F1232006-310
- F1232012-310
- F1232018-310
- F1232030-310
- F1232033-310
- Dali
- F1232001-300
- F1232006-300
- F1232012-300
- F1232018-300
- F1232030-300
- F1232033-300



2700K

H 500 mm - Non Dimmable

- F1233001
- F1233006
- F1233012
- F1233018
- F1233030
- F1233033
- 1-10V
- F1233001-310
- F1233006-310
- F1233012-310
- F1233018-310
- F1233030-310
- F1233033-310
- Dali
- F1233001-300
- F1233006-300
- F1233012-300
- F1233018-300
- F1233030-300
- F1233033-300

3000K

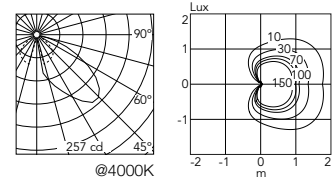
H 500 mm - Non Dimmable

- F1234001
- F1234006
- F1234012
- F1234018
- F1234030
- F1234033
- 1-10V
- F1234001-310
- F1234006-310
- F1234012-310
- F1234018-310
- F1234030-310
- F1234033-310
- Dali
- F1234001-300
- F1234006-300
- F1234012-300
- F1234018-300
- F1234030-300
- F1234033-300

4000K

H 500 mm - Non Dimmable

- F1235001
- F1235006
- F1235012
- F1235018
- F1235030
- F1235033
- 1-10V
- F1235001-310
- F1235006-310
- F1235012-310
- F1235018-310
- F1235030-310
- F1235033-310
- Dali
- F1235001-300
- F1235006-300
- F1235012-300
- F1235018-300
- F1235030-300
- F1235033-300



2700K

H 850 mm - Non Dimmable

- F1236001
- F1236006
- F1236012
- F1236018
- F1236030
- F1236033
- 1-10V
- F1236001-310
- F1236006-310
- F1236012-310
- F1236018-310
- F1236030-310
- F1236033-310
- Dali
- F1236001-300
- F1236006-300
- F1236012-300
- F1236018-300
- F1236030-300
- F1236033-300

3000K

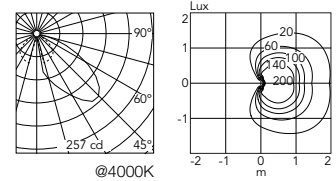
H 850 mm - Non Dimmable

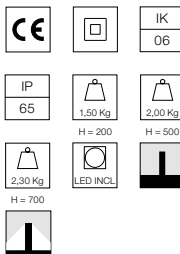
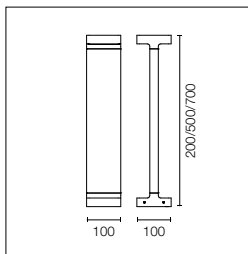
- F1237001
- F1237006
- F1237012
- F1237018
- F1237030
- F1237033
- 1-10V
- F1237001-310
- F1237006-310
- F1237012-310
- F1237018-310
- F1237030-310
- F1237033-310
- Dali
- F1237001-300
- F1237006-300
- F1237012-300
- F1237018-300
- F1237030-300
- F1237033-300

4000K

H 850 mm - Non Dimmable

- F1238001
- F1238006
- F1238012
- F1238018
- F1238030
- F1238033
- 1-10V
- F1238001-310
- F1238006-310
- F1238012-310
- F1238018-310
- F1238030-310
- F1238033-310
- Dali
- F1238001-300
- F1238006-300
- F1238012-300
- F1238018-300
- F1238030-300
- F1238033-300





Alimentazione elettrica 110/240V integrata.

110/240V power supply integrated.

2200K disponibile su richiesta.

2200K available on request.

Power Led: 12W - 2x540 lm ≠ FIXT 2x272 lm - 2700K/CRI 80 - 110-240V / 12W - 2x585 lm ≠ FIXT 2x295 lm - 3000K/CRI 80 - 110-240V / 12W - 2x630 lm ≠ FIXT 2x317 lm - 4000K/CRI 80 - 110-240V

2700K

H 200 mm

- F1250001
- F1250006
- F1250012
- F1250018
- F1250030
- F1250033

H 500 mm

- F1253001
- F1253006
- F1253012
- F1253018
- F1253030
- F1253033

H 700 mm

- F1256001
- F1256006
- F1256012
- F1256018
- F1256030
- F1256033

3000K

H 200 mm

- F1251001
- F1251006
- F1251012
- F1251018
- F1251030
- F1251033

H 500 mm

- F1254001
- F1254006
- F1254012
- F1254018
- F1254030
- F1254033

H 700 mm

- F1257001
- F1257006
- F1257012
- F1257018
- F1257030
- F1257033

4000K

H 200 mm

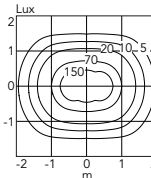
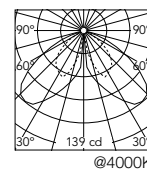
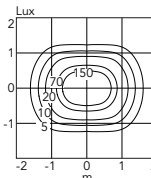
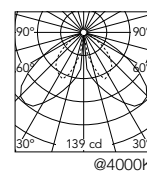
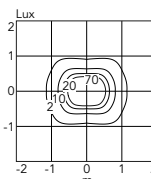
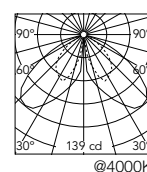
- F1252001
- F1252006
- F1252012
- F1252018
- F1252030
- F1252033

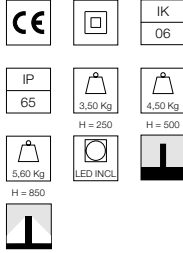
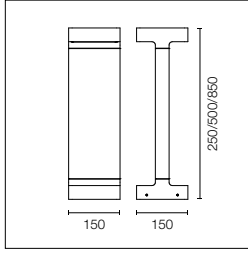
H 500 mm

- F1255001
- F1255006
- F1255012
- F1255018
- F1255030
- F1255033

H 700 mm

- F1258001
- F1258006
- F1258012
- F1258018
- F1258030
- F1258033





Alimentazione elettrica
220/240V integrata. Versione
110V a richiesta.

220/240V power supply
integrated. Version 110V upon
request.

2200K disponibile su richiesta.

2200K available on request.

Power Led: 21W - 2x1080 lm ≠ FIXT 2x565 lm - 2700K/CRI 80 - 220-240V / 21W - 2x1170 lm ≠ FIXT 2x613 lm - 3000K/CRI 80 - 220-240V / 21W - 2x1260 lm ≠ FIXT 2x660 lm - 4000K/CRI 80 - 220-240V

2700K

H 250 mm - Non Dimmable

- F1270001
- F1270006
- F1270012
- F1270018
- F1270030
- F1270033
- 1-10V
- F1270001-310
- F1270006-310
- F1270012-310
- F1270018-310
- F1270030-310
- F1270033-310
- Dali
- F1270001-300
- F1270006-300
- F1270012-300
- F1270018-300
- F1270030-300
- F1270033-300

2700K

H 500 mm - Non Dimmable

- F1273001
- F1273006
- F1273012
- F1273018
- F1273030
- F1273033
- 1-10V
- F1273001-310
- F1273006-310
- F1273012-310
- F1273018-310
- F1273030-310
- F1273033-310
- Dali
- F1273001-300
- F1273006-300
- F1273012-300
- F1273018-300
- F1273030-300
- F1273033-300

2700K

H 850 mm - Non Dimmable

- F1276001
- F1276006
- F1276012
- F1276018
- F1276030
- F1276033
- 1-10V
- F1276001-310
- F1276006-310
- F1276012-310
- F1276018-310
- F1276030-310
- F1276033-310
- Dali
- F1276001-300
- F1276006-300
- F1276012-300
- F1276018-300
- F1276030-300
- F1276033-300

3000K

H 250 mm - Non Dimmable

- F1271001
- F1271006
- F1271012
- F1271018
- F1271030
- F1271033
- 1-10V
- F1271001-310
- F1271006-310
- F1271012-310
- F1271018-310
- F1271030-310
- F1271033-310
- Dali
- F1271001-300
- F1271006-300
- F1271012-300
- F1271018-300
- F1271030-300
- F1271033-300

3000K

H 500 mm - Non Dimmable

- F1274001
- F1274006
- F1274012
- F1274018
- F1274030
- F1274033
- 1-10V
- F1274001-310
- F1274006-310
- F1274012-310
- F1274018-310
- F1274030-310
- F1274033-310
- Dali
- F1274001-300
- F1274006-300
- F1274012-300
- F1274018-300
- F1274030-300
- F1274033-300

3000K

H 850 mm - Non Dimmable

- F1277001
- F1277006
- F1277012
- F1277018
- F1277030
- F1277033
- 1-10V
- F1277001-310
- F1277006-310
- F1277012-310
- F1277018-310
- F1277030-310
- F1277033-310
- Dali
- F1277001-300
- F1277006-300
- F1277012-300
- F1277018-300
- F1277030-300
- F1277033-300

4000K

H 250 mm - Non Dimmable

- F1272001
- F1272006
- F1272012
- F1272018
- F1272030
- F1272033
- 1-10V
- F1272001-310
- F1272006-310
- F1272012-310
- F1272018-310
- F1272030-310
- F1272033-310
- Dali
- F1272001-300
- F1272006-300
- F1272012-300
- F1272018-300
- F1272030-300
- F1272033-300

4000K

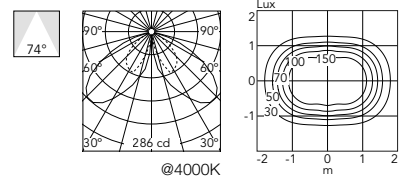
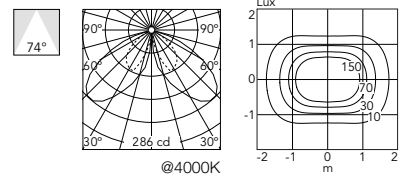
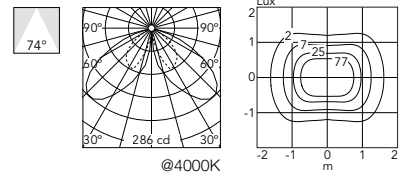
H 500 mm - Non Dimmable

- F1275001
- F1275006
- F1275012
- F1275018
- F1275030
- F1275033
- 1-10V
- F1275001-310
- F1275006-310
- F1275012-310
- F1275018-310
- F1275030-310
- F1275033-310
- Dali
- F1275001-300
- F1275006-300
- F1275012-300
- F1275018-300
- F1275030-300
- F1275033-300

4000K

H 850 mm - Non Dimmable

- F1278001
- F1278006
- F1278012
- F1278018
- F1278030
- F1278033
- 1-10V
- F1278001-310
- F1278006-310
- F1278012-310
- F1278018-310
- F1278030-310
- F1278033-310
- Dali
- F1278001-300
- F1278006-300
- F1278012-300
- F1278018-300
- F1278030-300
- F1278033-300



Casting C/T: Accessori / Accessories

Piastra tirafondi.

Base plate with bolt.

Casting 100
F1208000

Casting 150
F1207000



Sistema di giunzione IP68 H2O Stop anti-condensa a 3/4 vie 4 poli. (Ø5,5÷12mm cavo).

3/4 way terminal block
4 poles IP68 H2O Stop.
(ø5,5÷12mm cable).

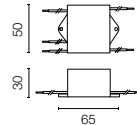
F990C010000



Dispositivo di protezione per il sovraccarico. 240 Vac. Corrente massima di scarica 10KA (8/29us). Massima corrente operativa 5A. Adatto per la connessione in serie. IP66.

Surge protection device. 275Vac. Maximum discharge current 10KA (8/20us). Maximum operating current 5A. Suitable for series connection. IP66.

F990E00A000



Walkstick / Wallstick

Designed by Antonio Citterio





Walkstick 2 Double



Walkstick Pipe

Famiglia / Family

Walkstick



Power Led

2,5W
185 lm - 2700K/CRI 80
199 lm - 3000K/CRI 80
212 lm - 4000K/CRI 80

2200K available on request.

Walkstick Pipe



Power Led

7W
483 lm - 2700K/CRI 80
496 lm - 3000K/CRI 80
529 lm - 4000K/CRI 80

2200K available on request.

Walkstick



Power Led

6W
333 lm - 2700K/CRI 80
358 lm - 3000K/CRI 80
382 lm - 4000K/CRI 80

2200K available on request.

Walkstick Double



Power Led

8,5W
333+185 lm - 2700K/CRI 80
358+199 lm - 3000K/CRI 80
382+212 lm - 4000K/CRI 80

2200K available on request.

Colori / Colours



01 White



06 Grey



12 Forest Green



18 Deep Brown



30 Black



33 Anthracite

Walkstick Pipe

Collezione di paletti per esterno con sorgente luminosa a LED e testa tubolare orientabile 350° sull'asse verticale e 350° sull'asse orizzontale. Disponibili in due differenti altezze. Lo stelo e la testa sono realizzati in alluminio estruso, la base in alluminio pressofuso a basso contenuto di rame. Disponibile in differenti finiture con un rivestimento a doppio strato con polveri secondo lo standard QUALICOAT. Il primo strato di polvere epossidica dà resistenza chimica e meccanica, il secondo strato di finitura di polvere poliestere assicura resistenza ai raggi UV ed agli agenti atmosferici corrosivi. Le superfici verniciate sono trattate con lavaggi alcalini e acidi, risciacquate con acqua demineralizzata e sottoposte a un trattamento di conversione chimica per proteggere contro l'ossidazione.

Le viterie di fissaggio sono in acciaio inox AISI 316L.

Diffusore in vetro acidato per garantire una diffusione uniforme della luce a terra.

L'apparecchio è fornito con uno spezzone di cavo uscente in neoprene.

Può essere installato facilmente a terra su qualsiasi pavimento con tasselli, oppure utilizzando l'accessorio dedicato cassaforma per rendere la base del prodotto totalmente solidale con la pavimentazione.

Walkstick

Collezione di paletti per esterno con sorgente luminosa a LED e testa svasata orientabile 350° sull'asse verticale. Disponibili in due differenti altezze combinate alla versione con una luce o due luci.

Lo stelo è realizzato in alluminio estruso, la base e la testa in alluminio pressofuso EN AB-47100 a basso contenuto di rame.

Disponibile in differenti finiture con un rivestimento a doppio strato con polveri secondo lo standard QUALICOAT. Il primo strato di polvere epossidica dà resistenza chimica e meccanica, il secondo strato di finitura di polvere poliestere assicura resistenza ai raggi UV ed agli agenti atmosferici corrosivi. Le superfici verniciate sono trattate con lavaggi alcalini e acidi, risciacquate con acqua demineralizzata e sottoposte a un trattamento di conversione chimica per proteggere contro l'ossidazione.

Le viterie di fissaggio sono in acciaio inox AISI 316L.

Diffusore in vetro microtexturizzato per garantire una distribuzione omogenea della luce a terra.

Può essere installato facilmente a terra su qualsiasi pavimento con tasselli, oppure utilizzando l'accessorio dedicato cassaforma per rendere la base del prodotto totalmente solidale con la pavimentazione.

Wallstick

Apparecchio segnapasso a parete per esterno con sorgente luminosa a LED e testa svasata orientabile 350° sull'asse verticale. Il corpo apparecchio è realizzato in alluminio pressofuso a basso contenuto di rame.

Disponibile in differenti finiture con un rivestimento a doppio strato con polveri secondo lo standard QUALICOAT. Il primo strato di polvere epossidica dà resistenza chimica e meccanica, il secondo strato di finitura di polvere poliestere assicura resistenza ai raggi UV ed agli agenti atmosferici corrosivi. Le superfici verniciate sono trattate con lavaggi alcalini e acidi, risciacquate con acqua demineralizzata e sottoposte a un trattamento di conversione chimica per proteggere contro l'ossidazione.

Le viterie di fissaggio sono in acciaio inox AISI 316L.

Diffusore in vetro microtexturizzato per garantire una distribuzione omogenea della luce a terra.

L'apparecchio è fornito con due cavi di alimentazione uscenti L 200mm e con un kit per la connessione a tenuta IP.

L'alimentatore elettrico a 24V può essere installato in remoto. Per una installazione più agevole è disponibile la cassaforma opzionale (scatola di derivazione 3 moduli modello 503)

Description

Walkstick Pipe

Collection of outdoor poles with LED light source and tubular head that can be adjusted 350° on the vertical and horizontal axes. Available in two different heights.

The stem and head are made of extruded aluminium; the base is made of die-cast aluminium with low copper content.

Available in different finishes with a double layer of powder coating according to the QUALICOAT standard. The first layer of epoxy powder confers chemical and mechanical resistance. The second layer, a polyester powder finish, ensures resistance to UV rays and corrosive atmospheric agents. The painted surfaces are treated with alkiline and acid washes, rinsed with demineralized water, and subjected to chemical conversion treatment to protect against rust.

The anchoring hardware is made of AISI 316L stainless steel.

Diffuser made of acid-etched glass to guarantee a uniform wash of light on the ground.

The unit is supplied with a length of neoprene cable.

The unit may be easily installed on any flooring on the ground with anchors, or with the dedicated installation box to completely integrate the base of the product with the pavement.

Walkstick

Collection of outdoor poles with LED light source and tubular head that can be adjusted vertically 350°. Available in two different heights combined with the one- or two-light version.

The stem is made of extruded aluminium; the base and head are made of EN AB-47100 die-cast aluminium with low copper content.

Available in different finishes with a double layer of powder coating according to the QUALICOAT standard. The first layer of epoxy powder confers chemical and mechanical resistance. The second layer, a polyester powder finish, ensures resistance to UV rays and corrosive atmospheric agents. The painted surfaces are treated with alkiline and acid washes, rinsed with demineralized water, and subjected to chemical conversion treatment to protect against rust.

The anchoring hardware is made of AISI 316L stainless steel.

Diffuser in micro-textured glass to guarantee uniform light distribution on the ground.

The unit may be easily installed on any flooring on the ground with anchors, or with the dedicated installation box to completely integrate the base of the product with the pavement.

Wallstick


Wall-mounted outdoor footpath lights with LED light source and flared head that can be adjusted vertically 350°. The body is made of die-cast aluminium with low copper content.

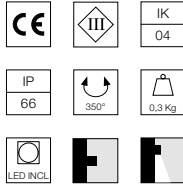
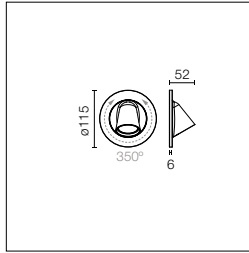
Available in different finishes with a double layer of powder coating according to the QUALICOAT standard. The first layer of epoxy powder confers chemical and mechanical resistance. The second layer, a polyester powder finish, ensures resistance to UV rays and corrosive atmospheric agents. The painted surfaces are treated with alkiline and acid washes, rinsed with demineralized water, and subjected to chemical conversion treatment to protect against rust.

The anchoring hardware is made of AISI 316L stainless steel. Diffuser in micro-textured glass to guarantee uniform light distribution on the ground.

The light comes with two 2-m power cables and with a kit for IP-rated connection.

The 24V electrical power supply can be installed remotely. For easier installation, an optional box (sold separately) is available (3-module junction box, model 503).





Sorgente luminosa a LED inclusa. Testa orientabile 350° sull'asse verticale. Alimentazione elettrica remota a 24V da ordinare separatamente. Apparecchio fornito con due cavi di alimentazione uscenti L 200mm e con un kit per la connessione a tenuta IP. L'alimentatore può essere installato remoto (cassaforma non necessaria) o alloggiato posteriormente all'apparecchio mediante apposita cassaforma opzionale.

LED light source included. Head adjustable 350° on the vertical axis. Remote 24V electrical power unit sold separately. Unit comes with two 200-mm-long outgoing power cables and a kit for IP-rated connection. The power supply may be installed remotely (installation box not necessary) or housed behind the unit with the optional installation box.

2200K disponibile su richiesta.

2200K available on request.

Power Led: 2,5W - 264 lm ≠ FIXT 185 lm - 2700K/CRI 80 - 24V / 2,5W - 283 lm ≠ FIXT 199 lm - 3000K/CRI 80 - 24V / 2,5W - 303 lm ≠ FIXT 212 lm - 4000K/CRI 80 - 24V

2700K

PWM Dimmable

- F010A20H001
- F010A20H006
- F010A20H012
- F010A20H018
- F010A20H030
- F010A20H033

3000K

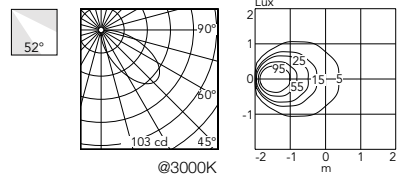
PWM Dimmable

- F010A30H001
- F010A30H006
- F010A30H012
- F010A30H018
- F010A30H030
- F010A30H033

4000K

PWM Dimmable

- F010A40H001
- F010A40H006
- F010A40H012
- F010A40H018
- F010A40H030
- F010A40H033



* Numero massimo di apparecchi per alimentatore / Maximum number of luminaires per power supply.

Numero massimo di apparecchi per alimentatore (Vin220÷240). Dati indicativi da verificare con le specifiche condizioni di installazione.

Maximum number of luminaires per power supply. (220÷240 V). These data must be checked taking into account the specific installation conditions.

Non Dimmable

Acc. RF25754	1
Acc. RF25748	1
Acc. RF25747	2
Acc. RF25757	2
Acc. F990B23AZ00	7
Acc. RF25755	9
Acc. RF25749	13

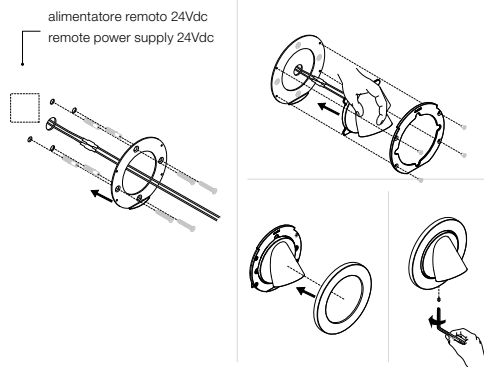
Dimmable

Acc. F990B02A000	7
Acc. F990B03A000	7
Acc. F990B16A000	7
Acc. F990B04A000	13
Acc. F990B05A000	13
Acc. F990B17A000	13

Fissaggio a Parete / Installation on Wall

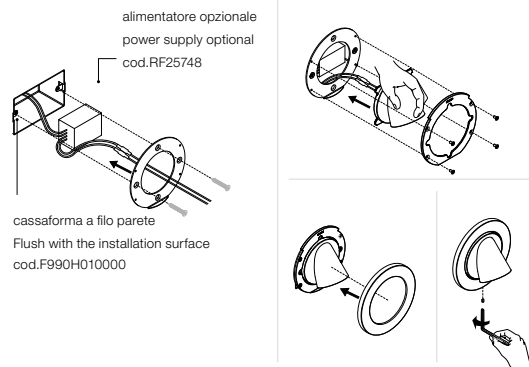
Option 1

Senza cassaforma / Without recessed box installation.



Option 2

Con cassaforma / Recessed box installation.

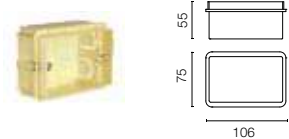


Wallstick: Accessori / Accessories

Scatola di derivazione da incasso 3 moduli (modello 503) 106x75mm H 55mm.

Recessed 3-module junction box (model 503) 106 mm x 75 mm H 55 mm.

F990H010000



Sistema di giunzione IP68 a 2 vie 2 poli. (Ø4÷6,9mm cavo).

2 way terminal block 2 poles IP68. (Ø4÷6,9mm cable).

F990C050000



Non può essere alloggiato nella scatola per incasso.

It can't be placed in the recessed box for installation.

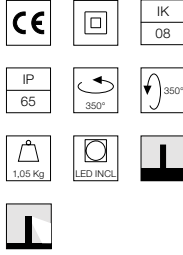
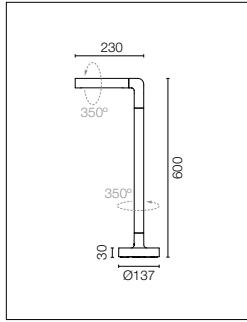
Wallstick: Power Supply Dimmable

Alimentatore 24V PWM con interfaccia di controllo 1-10V IP67 Classe II. Vin 120-270 Vac.	Power supply 24V PWM with 1-10V control interface IP67 Class II. Vin 120-270 Vac.	35W *F990B02A000 70W *F990B04A000		
Alimentatore 24V PWM con interfaccia di controllo 1-10V IP67 Classe II. Vin 120-270 Vac.	Power supply 24V PWM with 1-10V control interface IP67 Class II. Vin 120-270 Vac.	35W *F990B03A000 70W *F990B05A000		
Alimentatore 24V PWM con interfaccia di controllo PUSH IP67 Classe II. Vin 120-270 Vac.	Power supply 24V PWM with PUSH control interface IP67 Class II. Vin 120-270 Vac.	35W *F990B16A000 70W *F990B17A000		
Interfaccia di controllo 24V PWM - 1-10V IP67 Class III. Vin 24Vdc 120W (Fonte di alimentazione non inclusa).	Control interface 24V PWM - 1-10V IP67 Class III. Vin 24Vdc 120W (Power supply not included).	F990B00A000		
Interfaccia di controllo 24V PWM - Dali IP67 Class III. Vin 24Vdc 120W (Fonte di alimentazione non inclusa).	Control interface 24V PWM - Dali IP67 Class III. Vin 24Vdc 120W (Power supply not included).	F990B01A000		
Interfaccia di controllo 24V PWM - Push IP67 Class III. Vin 24Vdc 120W (Fonte di alimentazione non inclusa).	Control interface 24V PWM - Push IP67 Class III. Vin 24Vdc 120W (Power supply not included).	F990B18A000		

Wallstick: Power Supply Non Dimmable

Alimentatore 24V 8W / 110-240V IP20 Classe II selv.	Power supply 24V 8W / 110-240V IP20 Class II selv.	*RF25754		
Alimentatore 24V 8W / 110-240V IP65 Classe II selv.	Power supply 24V 8W / 110-240V IP65 Class II selv.	*RF25748		
Alimentatore 24V 10W / 110-240V IP20 Classe II selv.	Power supply 24V 10W / 110-240V IP20 Class II selv.	*RF25747		
Alimentatore 24V 10W / 110-240V IP67 Classe II selv.	Power supply 24V 10W / 110-240V IP67 Class II selv.	*RF25757		
Alimentatore 24Vdc 35W / 120-270V IP67 Classe II selv.	Power supply 24Vdc 35W / 120-270V IP67 Class II selv.	*F990B23AZ00		
Alimentatore 24Vdc 50W / 120-240V IP67 Classe II selv.	Power supply 24Vdc 50W / 120-240V IP67 Class II selv.	*RF25755		
Alimentatore 24Vdc 70W / 220-240V IP67 Classe II selv.	Power supply 24Vdc 70W / 220-240V IP67 Class II selv.	*RF25749		

Walkstick Pipe 1



Alimentazione elettrica 220-240V inclusa. Pronto per l'installazione su superficie solida.
 Box per l'installazione a terra da ordinare separatamente.
 Include un sistema di giunzione IP68 H₂O Stop anti-condensa a 2 vie 4 poli.
 Versione 110V a richiesta.

220-240V power supply included. Ready for installation on solid surface. Box for ground installation to be ordered separately.
 Included 2 way terminal block 4 poles IP68 H₂O Stop.
 Version 110V upon request.

2200K disponibile su richiesta.

2200K available on request.

Power Led: 7W - 622 lm ≠ FIXT 483 lm - 2700K/CRI 80 - 220-240V / 7W - 648 lm ≠ FIXT 496 lm - 3000K/CRI 80 - 220-240V / 7W - 693 lm ≠ FIXT 529 lm - 4000K/CRI 80 - 220-240V

2700K

Non Dimmable

- F010H21A001
- F010H21A006
- F010H21A012
- F010H21A018
- F010H21A030
- F010H21A033
- 1-10V
- F010H21B001
- F010H21B006
- F010H21B012
- F010H21B018
- F010H21B030
- F010H21B033

3000K

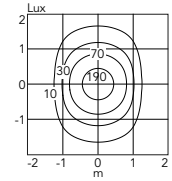
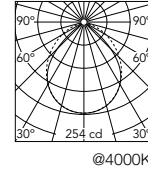
Non Dimmable

- F010H31A001
- F010H31A006
- F010H31A012
- F010H31A018
- F010H31A030
- F010H31A033
- 1-10V
- F010H31B001
- F010H31B006
- F010H31B012
- F010H31B018
- F010H31B030
- F010H31B033

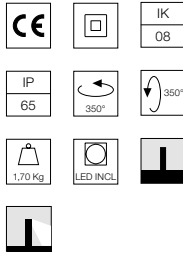
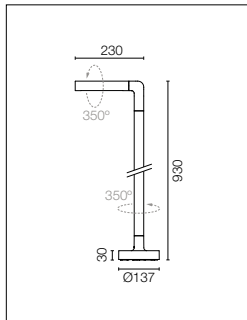
4000K

Non Dimmable

- F010H41A001
- F010H41A006
- F010H41A012
- F010H41A018
- F010H41A030
- F010H41A033
- 1-10V
- F010H41B001
- F010H41B006
- F010H41B012
- F010H41B018
- F010H41B030
- F010H41B033



Walkstick Pipe 2



Alimentazione elettrica 220-240V inclusa. Pronto per l'installazione su superficie solida.
 Box per l'installazione a terra da ordinare separatamente.
 Include un sistema di giunzione IP68 H₂O Stop anti-condensa a 2 vie 4 poli.
 Versione 110V a richiesta.

220-240V power supply included. Ready for installation on solid surface. Box for ground installation to be ordered separately.
 Included 2 way terminal block 4 poles IP68 H₂O Stop.
 Version 110V upon request.

2200K disponibile su richiesta.

2200K available on request.

Power Led: 7W - 622 lm ≠ FIXT 483 lm - 2700K/CRI 80 - 220-240V / 7W - 648 lm ≠ FIXT 496 lm - 3000K/CRI 80 - 220-240V / 7W - 693 lm ≠ FIXT 529 lm - 4000K/CRI 80 - 220-240V

2700K

Non Dimmable

- F010J21A001
- F010J21A006
- F010J21A012
- F010J21A018
- F010J21A030
- F010J21A033
- 1-10V
- F010J21B001
- F010J21B006
- F010J21B012
- F010J21B018
- F010J21B030
- F010J21B033
- Dali
- F010J21D001
- F010J21D006
- F010J21D012
- F010J21D018
- F010J21D030
- F010J21D033

3000K

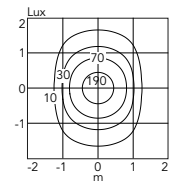
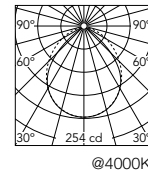
Non Dimmable

- F010J31A001
- F010J31A006
- F010J31A012
- F010J31A018
- F010J31A030
- F010J31A033
- 1-10V
- F010J31B001
- F010J31B006
- F010J31B012
- F010J31B018
- F010J31B030
- F010J31B033
- Dali
- F010J31D001
- F010J31D006
- F010J31D012
- F010J31D018
- F010J31D030
- F010J31D033

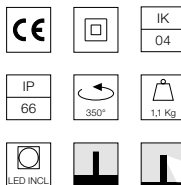
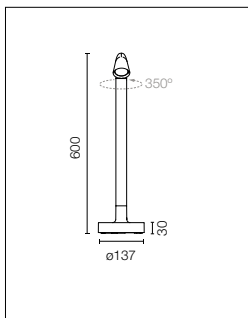
4000K

Non Dimmable

- F010J41A001
- F010J41A006
- F010J41A012
- F010J41A018
- F010J41A030
- F010J41A033
- 1-10V
- F010J41B001
- F010J41B006
- F010J41B012
- F010J41B018
- F010J41B030
- F010J41B033
- Dali
- F010J41D001
- F010J41D006
- F010J41D012
- F010J41D018
- F010J41D030
- F010J41D033



Walkstick 1



Sorgente luminosa a LED inclusa. Testa orientabile 350° sull'asse verticale e 350° sull'asse orizzontale. Alimentazione elettrica 220-240V ON/OFF integrata. Dotato di uno spezzone di cavo uscente in neoprene e un sistema di giunzione IP68 H₂O Stop anti-condensa a 2 vie. Cassafornia per l'installazione a terra opzionale da ordinare separatamente. Versione 110V a richiesta

LED light source included. Head adjustable 350° on both the vertical and horizontal axes. Integrated 220-240V ON/OFF electrical power. Equipped with a length of neoprene cable and an IP68 2-way stop anti-condensation H₂O stop seal system. Box for ground installation sold separately. 110V version by request.

2200K disponibile su richiesta.

2200K available on request.

Power Led: 6W - 502 lm ≠ FIXT 333 lm - 2700K/CRI 80 - 220-240V / 6W - 539 lm ≠ FIXT 358 lm - 3000K/CRI 80 - 220-240V / 6W - 577 lm ≠ FIXT 382 lm - 4000K/CRI 80 - 220-240V

2700K

Non Dimmable

- F010B21A001
- F010B21A006
- F010B21A012
- F010B21A018
- F010B21A030
- F010B21A033
- 1-10V
- F010B21B001
- F010B21B006
- F010B21B012
- F010B21B018
- F010B21B030
- F010B21B033

3000K

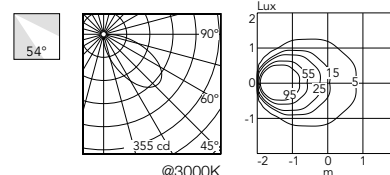
Non Dimmable

- F010B31A001
- F010B31A006
- F010B31A012
- F010B31A018
- F010B31A030
- F010B31A033
- 1-10V
- F010B31B001
- F010B31B006
- F010B31B012
- F010B31B018
- F010B31B030
- F010B31B033

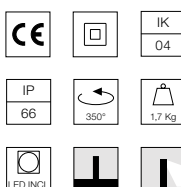
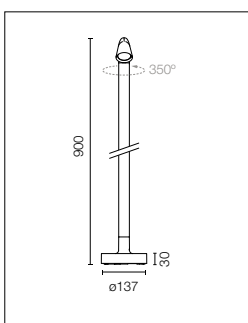
4000K

Non Dimmable

- F010B41A001
- F010B41A006
- F010B41A012
- F010B41A018
- F010B41A030
- F010B41A033
- 1-10V
- F010B41B001
- F010B41B006
- F010B41B012
- F010B41B018
- F010B41B030
- F010B41B033



Walkstick 2



Sorgente luminosa a LED inclusa. Testa orientabile 350° sull'asse verticale e 350° sull'asse orizzontale. Alimentazione elettrica 220-240V ON/OFF e dimmabile 1-10V o DALI integrata. Dotato di uno spezzone di cavo uscente in neoprene e un sistema di giunzione IP68 H₂O Stop anti-condensa a 2 vie. Cassafornia per l'installazione a terra opzionale da ordinare separatamente. Versione 110V a richiesta.

LED light source included. Head adjustable 350° on both the vertical and horizontal axes. Integrated 220-240V ON/OFF and 1-10V or DALI dimmable electrical power. Equipped with a length of neoprene cable and an IP68 2-way anti-condensation H₂O stop seal system. Box for ground installation sold separately. 110V version by request.

2200K disponibile su richiesta.

2200K available on request.

Power Led: 6W - 502 lm ≠ FIXT 333 lm - 2700K/CRI 80 - 220-240V / 6W - 539 lm ≠ FIXT 358 lm - 3000K/CRI 80 - 220-240V / 6W - 577 lm ≠ FIXT 382 lm - 4000K/CRI 80 - 220-240V

2700K

Non Dimmable

- F010B22A001
- F010B22A006
- F010B22A012
- F010B22A018
- F010B22A030
- F010B22A033
- 1-10V
- F010B22B001
- F010B22B006
- F010B22B012
- F010B22B018
- F010B22B030
- F010B22B033
- Dali
- F010B22D001
- F010B22D006
- F010B22D012
- F010B22D018
- F010B22D030
- F010B22D033

3000K

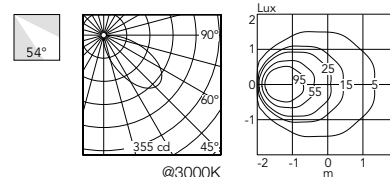
Non Dimmable

- F010B32A001
- F010B32A006
- F010B32A012
- F010B32A018
- F010B32A030
- F010B32A033
- 1-10V
- F010B32B001
- F010B32B006
- F010B32B012
- F010B32B018
- F010B32B030
- F010B32B033
- Dali
- F010B32D001
- F010B32D006
- F010B32D012
- F010B32D018
- F010B32D030
- F010B32D033

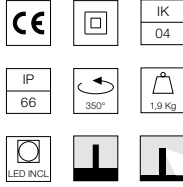
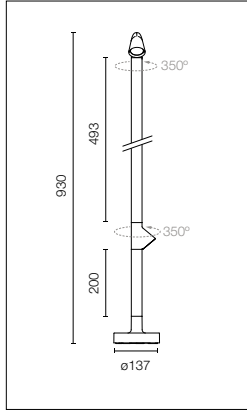
4000K

Non Dimmable

- F010B42A001
- F010B42A006
- F010B42A012
- F010B42A018
- F010B42A030
- F010B42A033
- 1-10V
- F010B42B001
- F010B42B006
- F010B42B012
- F010B42B018
- F010B42B030
- F010B42B033
- Dali
- F010B42D001
- F010B42D006
- F010B42D012
- F010B42D018
- F010B42D030
- F010B42D033



Walkstick 2 Double



Doppia sorgente luminosa a LED inclusa. Teste orientabili indipendentemente 350° sull'asse verticale e 350° sull'asse orizzontale. Alimentazione elettrica 220-240V ON/OFF e dimmabile 1-10V o DALI integrata. Dotato di uno spezzone di cavo uscente in neoprene e un sistema di giunzione IP68 H₂O Stop anti-condensa a 2 vie. Cassafornia per l'installazione a terra opzionale da ordinare separatamente. Versione 110V a richiesta

Dual LED light source included. Heads independently adjustable 350° on both the vertical and horizontal axes. Integrated 220-240V ON/OFF and 1-10V or DALI dimmable electrical power. Equipped with a length of neoprene cable and an IP68 2-way anti-condensation H₂O stop seal system. Box for ground installation sold separately. 110V version by request.

2200K disponibile su richiesta.

2200K available on request.

Power Led: 8,5W - 502+264 lm ≠ FIXT 333+185 lm - 2700K/CRI 80 - 220-240V / 8,5W - 539+283 lm ≠ FIXT 358+199 lm - 3000K/CRI 80 - 220-240V / 8,5W - 577+303 lm ≠ FIXT 382+212 lm - 4000K/CRI 80 - 220-240V

2700K

Non Dimmable

- F010C22A001
- F010C22A006
- F010C22A012
- F010C22A018
- F010C22A030
- F010C22A033

1-10V

- F010C22B001
- F010C22B006
- F010C22B012
- F010C22B018
- F010C22B030
- F010C22B033

Dali

- F010C22D001
- F010C22D006
- F010C22D012
- F010C22D018
- F010C22D030
- F010C22D033

3000K

Non Dimmable

- F010C32A001
- F010C32A006
- F010C32A012
- F010C32A018
- F010C32A030
- F010C32A033

1-10V

- F010C32B001
- F010C32B006
- F010C32B012
- F010C32B018
- F010C32B030
- F010C32B033

Dali

- F010C32D001
- F010C32D006
- F010C32D012
- F010C32D018
- F010C32D030
- F010C32D033

4000K

Non Dimmable

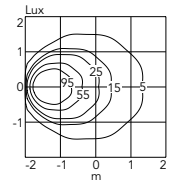
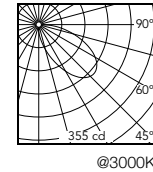
- F010C42A001
- F010C42A006
- F010C42A012
- F010C42A018
- F010C42A030
- F010C42A033

1-10V

- F010C42B001
- F010C42B006
- F010C42B012
- F010C42B018
- F010C42B030
- F010C42B033

Dali

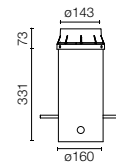
- F010C42D001
- F010C42D006
- F010C42D012
- F010C42D018
- F010C42D030
- F010C42D033



Walkstick: Accessori / Accessories

Cassaforma per l'installazione a terra. Box for ground installation.

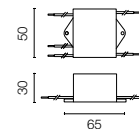
F001Z020000



Dispositivo di protezione per il sovraccarico. 240Vac. Corrente massima di scarica 10KA (8/29us). Massima corrente operativa 5A. Adatto per la connessione in serie. IP66.

Surge protection device. 275Vac. Maximum discharge current 10KA (8/20us). Maximum operating current 5A. Suitable for series connection. IP66.

F990E00A000



Belvedere

Designed by Antonio Citterio assistant Toan Nguyen






Belvedere Clove



Belvedere Spot



Famiglia / Family

Belvedere Clove



Power Led

8,4W

631 lm - 2700K/CRI 80

657 lm - 3000K/CRI 80

703 lm - 4000K/CRI 80

2200K available on request.

Belvedere Spot



Power Led

6W

425 lm - 2700K/CRI 80

440 lm - 3000K/CRI 80

473 lm - 4000K/CRI 80

Floor 1

2200K available on request.

Belvedere Spot Wall



Power Led

6W

425 lm - 2700K/CRI 80

440 lm - 3000K/CRI 80

473 lm - 4000K/CRI 80

Colori / Colours



01 White



06 Grey



12 Forest Green



18 Deep Brown



30 Black



33 Anthracite

Belvedere Spot

Famiglia di apparecchi LED per illuminazione da esterno orientabili (doppia rotazione, asse verticale ed orizzontale) per installazione a terra (a pavimento o interrato) e con scatola di alimentazione integrata.

Belvedere Spot Wall

Apparecchio di illuminazione da esterno composto da un proiettore orientabile a $350^{\circ}\pm 5^{\circ}$ sull'asse orizzontale per installazione a parete e con scatola di alimentazione integrata.

Belvedere Clove

Famiglia di apparecchi di illuminazione da esterno composta da versioni con palo di due differenti lunghezze per installazione a terra (a pavimento o interrato) e con scatola di alimentazione integrata.

Si raccomanda l'uso di un sistema di connessione con un grado di protezione maggiore o uguale al grado di protezione dell'apparecchio.

Belvedere Spot

Family of adjustable outdoor LED lighting luminaires (double rotation, vertical and horizontal axle) suitable for floor installations (ground or buried) and with integrated power supply box.

Belvedere Spot Wall

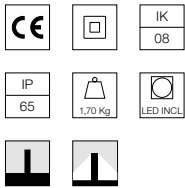
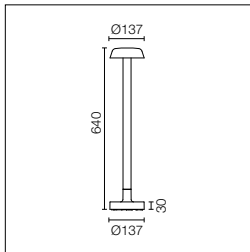
Outdoor luminaire consisting of an adjustable projector for up to $350^{\circ}\pm 5^{\circ}$ on the horizontal axle suitable for wall installations and with integrated power supply box.

Belvedere Clove

Family of outdoor products consisting of luminaires with a pole of two different heights and suitable for floor installations (ground or buried) and with integrated power supply box.

We recommend using a connection system with a degree of protection greater than or equal to the degree of protection of the luminaire.

Belvedere Clove 1



Alimentazione elettrica 220-240V inclusa. Pronto per l'installazione su superficie solida.
 Box per l'installazione a terra da ordinare separatamente.
 Include un sistema di giunzione IP68 H2O Stop anti-condensa a 2 vie 4 poli.
 Versione 110V a richiesta.

220-240V power supply included. Ready for installation on solid surface. Box for ground installation to be ordered separately.
 Included 2 way terminal block 4 poles IP68 H2O Stop.
 Version 110V upon request.

2200K disponibile su richiesta.

2200K available on request.

Power Led: 8,4W - 783 lm ≠ FIXT 631 lm - 2700K/CRI 80 - 220-240V / 8,4W - 816 lm ≠ FIXT 657 lm - 3000K/CRI 80 - 220-240V / 8,4W - 873 lm ≠ FIXT 703 lm - 4000K/CRI 80 - 220-240V

2700K

Non Dimmable

- F001A21A001
- F001A21A006
- F001A21A012
- F001A21A018
- F001A21A030
- F001A21A033

1-10V

- F001A21B001
- F001A21B006
- F001A21B012
- F001A21B018
- F001A21B030
- F001A21B033

Dali

- F001A21D001
- F001A21D006
- F001A21D012
- F001A21D018
- F001A21D030
- F001A21D033

3000K

Non Dimmable

- F001A31A001
- F001A31A006
- F001A31A012
- F001A31A018
- F001A31A030
- F001A31A033

1-10V

- F001A31B001
- F001A31B006
- F001A31B012
- F001A31B018
- F001A31B030
- F001A31B033

Dali

- F001A31D001
- F001A31D006
- F001A31D012
- F001A31D018
- F001A31D030
- F001A31D033

4000K

Non Dimmable

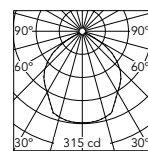
- F001A41A001
- F001A41A006
- F001A41A012
- F001A41A018
- F001A41A030
- F001A41A033

1-10V

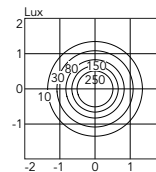
- F001A41B001
- F001A41B006
- F001A41B012
- F001A41B018
- F001A41B030
- F001A41B033

Dali

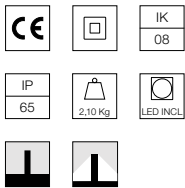
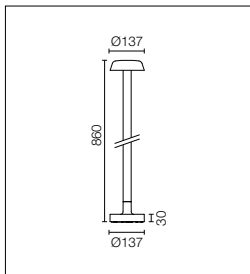
- F001A41D001
- F001A41D006
- F001A41D012
- F001A41D018
- F001A41D030
- F001A41D033



@4000K



Belvedere Clove 2



Alimentazione elettrica 220-240V inclusa. Pronto per l'installazione su superficie solida.
 Box per l'installazione a terra da ordinare separatamente.
 Include un sistema di giunzione IP68 H2O Stop anti-condensa a 2 vie 4 poli.
 Versione 110V a richiesta.

220-240V power supply included. Ready for installation on solid surface. Box for ground installation to be ordered separately.
 Included 2 way terminal block 4 poles IP68 H2O Stop.
 Version 110V upon request.

2200K disponibile su richiesta.

2200K available on request.

Power Led: 8,4W - 783 lm ≠ FIXT 631 lm - 2700K/CRI 80 - 220-240V / 8,4W - 816 lm ≠ FIXT 657 lm - 3000K/CRI 80 - 220-240V / 8,4W - 873 lm ≠ FIXT 703 lm - 4000K/CRI 80 - 220-240V

2700K

Non Dimmable

- F001B21A001
- F001B21A006
- F001B21A012
- F001B21A018
- F001B21A030
- F001B21A033

1-10V

- F001B21B001
- F001B21B006
- F001B21B012
- F001B21B018
- F001B21B030
- F001B21B033

Dali

- F001B21D001
- F001B21D006
- F001B21D012
- F001B21D018
- F001B21D030
- F001B21D033

3000K

Non Dimmable

- F001B31A001
- F001B31A006
- F001B31A012
- F001B31A018
- F001B31A030
- F001B31A033

1-10V

- F001B31B001
- F001B31B006
- F001B31B012
- F001B31B018
- F001B31B030
- F001B31B033

Dali

- F001B31D001
- F001B31D006
- F001B31D012
- F001B31D018
- F001B31D030
- F001B31D033

4000K

Non Dimmable

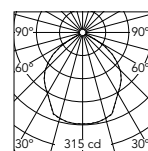
- F001B41A001
- F001B41A006
- F001B41A012
- F001B41A018
- F001B41A030
- F001B41A033

1-10V

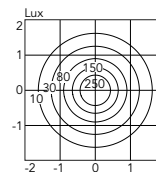
- F001B41B001
- F001B41B006
- F001B41B012
- F001B41B018
- F001B41B030
- F001B41B033

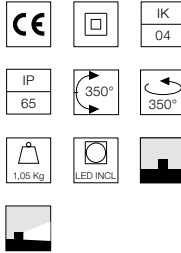
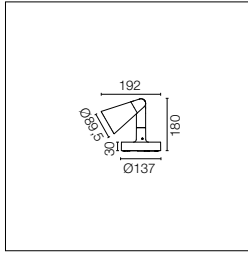
Dali

- F001B41D001
- F001B41D006
- F001B41D012
- F001B41D018
- F001B41D030
- F001B41D033



@4000K





Alimentazione elettrica 220-240V inclusa. Pronto per l'installazione su superficie solida.
 Box per l'installazione a terra da ordinare separatamente.
 Include un sistema di giunzione IP68 H2O Stop. anti-condensa a 2 vie 4 poli.
 Versione dimmerabile 24V disponibile su richiesta.

220-240V power supply included. Ready for installation on solid surface. Box for ground installation to be ordered separately.
 Included 2 way terminal block 4 poles IP68 H2O Stop.
 24V Dimmable version available on request.

2200K disponibile su richiesta.

2200K available on request.

Power Led: 6W - 513 lm ≠ *FIXT 425 lm - 2700K/CRI 80 - 220-240V / 6W - 530 lm ≠ *FIXT 440 lm - 3000K/CRI 80 - 220-240V / 6W - 570 lm ≠ *FIXT 473 lm - 4000K/CRI 80 - 220-240V
 *FIXT lm = Spot Optic

2700K

Non Dimmable

- F001C21A001.A
- F001C21A006.A
- F001C21A012.A
- F001C21A018.A
- F001C21A030.A
- F001C21A033.A

2700K

Non Dimmable

- F001C22A001.A
- F001C22A006.A
- F001C22A012.A
- F001C22A018.A
- F001C22A030.A
- F001C22A033.A

2700K

Non Dimmable

- F001C23A001.A
- F001C23A006.A
- F001C23A012.A
- F001C23A018.A
- F001C23A030.A
- F001C23A033.A

3000K

Non Dimmable

- F001C31A001
- F001C31A006
- F001C31A012
- F001C31A018
- F001C31A030
- F001C31A033

3000K

Non Dimmable

- F001C32A001
- F001C32A006
- F001C32A012
- F001C32A018
- F001C32A030
- F001C32A033

3000K

Non Dimmable

- F001C33A001
- F001C33A006
- F001C33A012
- F001C33A018
- F001C33A030
- F001C33A033

4000K

Non Dimmable

- F001C41A001
- F001C41A006
- F001C41A012
- F001C41A018
- F001C41A030
- F001C41A033

4000K

Non Dimmable

- F001C42A001
- F001C42A006
- F001C42A012
- F001C42A018
- F001C42A030
- F001C42A033

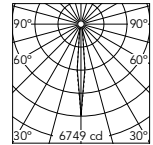
4000K

Non Dimmable

- F001C43A001
- F001C43A006
- F001C43A012
- F001C43A018
- F001C43A030
- F001C43A033



SPOT



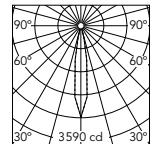
@4000K

Beam Angle: 10°

h(m)	E(lx)	D(m)
1	6749	0.17
2	1687	0.34
3	750	0.51
4	422	0.68
5	270	0.84



MEDIUM



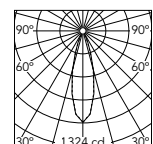
@4000K

Beam Angle: 17°

h(m)	E(lx)	D(m)
1	3590	0.29
2	897	0.59
3	399	0.88
4	224	1.18
5	144	1.47



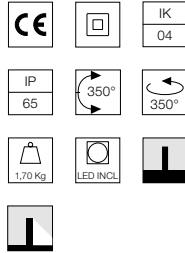
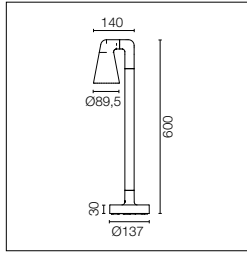
FLOOD



@4000K

Beam Angle: 28°

h(m)	E(lx)	D(m)
1	1324	0.50
2	331	1.01
3	147	1.51
4	83	2.01
5	53	2.51



Alimentazione elettrica 220-240V inclusa. Pronto per l'installazione su superficie solida.
 Box per l'installazione a terra da ordinare separatamente.
 Include un sistema di giunzione IP68 H2O Stop anti-condensa a 2 vie 4 poli.
 Versione 110V a richiesta.

220-240V power supply included. Ready for installation on solid surface. Box for ground installation to be ordered separately.
 Included 2 way terminal block 4 poles IP68 H2O Stop.
 Version 110V upon request.

Power Led: 6W - 513 lm ≠ *FIXT 425 lm - 2700K/CRI 80 - 220-240V / 6W - 530 lm ≠ *FIXT 440 lm - 3000K/CRI 80 - 220-240V / 6W - 570 lm ≠ *FIXT 473 lm - 4000K/CRI 80 - 220-240V
 *FIXT lm = Spot Optic

2700K

Non Dimmable

- F001D21A001.A
- F001D21A006.A
- F001D21A012.A
- F001D21A018.A
- F001D21A030.A
- F001D21A033.A
- 1-10V
- F001D21B001.A
- F001D21B006.A
- F001D21B012.A
- F001D21B018.A
- F001D21B030.A
- F001D21B033.A

2700K

Non Dimmable

- F001D22A001.A
- F001D22A006.A
- F001D22A012.A
- F001D22A018.A
- F001D22A030.A
- F001D22A033.A
- 1-10V
- F001D22B001.A
- F001D22B006.A
- F001D22B012.A
- F001D22B018.A
- F001D22B030.A
- F001D22B033.A

2700K

Non Dimmable

- F001D23A001.A
- F001D23A006.A
- F001D23A012.A
- F001D23A018.A
- F001D23A030.A
- F001D23A033.A
- 1-10V
- F001D23B001.A
- F001D23B006.A
- F001D23B012.A
- F001D23B018.A
- F001D23B030.A
- F001D23B033.A

3000K

Non Dimmable

- F001D31A001
- F001D31A006
- F001D31A012
- F001D31A018
- F001D31A030
- F001D31A033
- 1-10V
- F001D31B001
- F001D31B006
- F001D31B012
- F001D31B018
- F001D31B030
- F001D31B033

3000K

Non Dimmable

- F001D32A001
- F001D32A006
- F001D32A012
- F001D32A018
- F001D32A030
- F001D32A033
- 1-10V
- F001D32B001
- F001D32B006
- F001D32B012
- F001D32B018
- F001D32B030
- F001D32B033

3000K

Non Dimmable

- F001D33A001
- F001D33A006
- F001D33A012
- F001D33A018
- F001D33A030
- F001D33A033
- 1-10V
- F001D33B001
- F001D33B006
- F001D33B012
- F001D33B018
- F001D33B030
- F001D33B033

4000K

Non Dimmable

- F001D41A001
- F001D41A006
- F001D41A012
- F001D41A018
- F001D41A030
- F001D41A033
- 1-10V
- F001D41B001
- F001D41B006
- F001D41B012
- F001D41B018
- F001D41B030
- F001D41B033

4000K

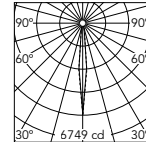
Non Dimmable

- F001D42A001
- F001D42A006
- F001D42A012
- F001D42A018
- F001D42A030
- F001D42A033
- 1-10V
- F001D42B001
- F001D42B006
- F001D42B012
- F001D42B018
- F001D42B030
- F001D42B033

4000K

Non Dimmable

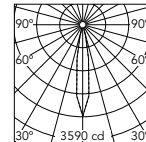
- F001D43A001
- F001D43A006
- F001D43A012
- F001D43A018
- F001D43A030
- F001D43A033
- 1-10V
- F001D43B001
- F001D43B006
- F001D43B012
- F001D43B018
- F001D43B030
- F001D43B033



Beam Angle: 10°

h(m)	E(lx)	D(m)
1	6749	0.17
2	1687	0.34
3	750	0.51
4	422	0.68
5	270	0.84

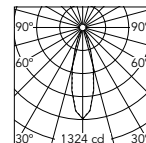
@4000K



Beam Angle: 17°

h(m)	E(lx)	D(m)
1	3590	0.29
2	897	0.59
3	399	0.88
4	224	1.18
5	144	1.47

@4000K

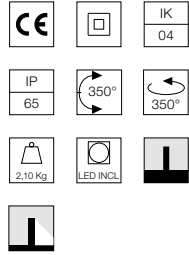
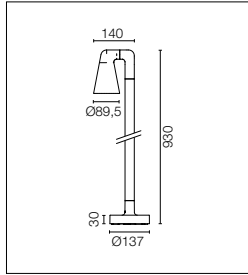


Beam Angle: 28°

h(m)	E(lx)	D(m)
1	1324	0.50
2	331	1.01
3	147	1.51
4	83	2.01
5	53	2.51

@4000K

Belvedere Spot Floor 3



Alimentazione elettrica 220-240V inclusa. Pronto per l'installazione su superficie solida.
 Box per l'installazione a terra da ordinare separatamente.
 Include un sistema di giunzione IP68 H2O Stop anti-condensa a 2 vie 4 poli.
 Versione 110V a richiesta.

220-240V power supply included. Ready for installation on solid surface. Box for ground installation to be ordered separately.
 Included 2 way terminal block 4 poles IP68 H2O Stop.
 Version 110V upon request.

Power Led: 6W - 513 lm ≠ *FIXT 425 lm - 2700K/CRI 80 - 220-240V / 6W - 530 lm ≠ *FIXT 440 lm - 3000K/CRI 80 - 220-240V / 6W - 570 lm ≠ *FIXT 473 lm - 4000K/CRI 80 - 220-240V / *FIXT lm = Spot Optic

2700K

Non Dimmable

- F001E21A001.A
- F001E21A006.A
- F001E21A012.A
- F001E21A018.A
- F001E21A030.A
- F001E21A033.A
- 1-10V
- F001E21B001.A
- F001E21B006.A
- F001E21B012.A
- F001E21B018.A
- F001E21B030.A
- F001E21B033.A
- Dali
- F001E21D001.A
- F001E21D006.A
- F001E21D012.A
- F001E21D018.A
- F001E21D030.A
- F001E21D033.A

2700K

Non Dimmable

- F001E22A001.A
- F001E22A006.A
- F001E22A012.A
- F001E22A018.A
- F001E22A030.A
- F001E22A033.A
- 1-10V
- F001E22B001.A
- F001E22B006.A
- F001E22B012.A
- F001E22B018.A
- F001E22B030.A
- F001E22B033.A
- Dali
- F001E22D001.A
- F001E22D006.A
- F001E22D012.A
- F001E22D018.A
- F001E22D030.A
- F001E22D033.A

2700K

Non Dimmable

- F001E23A001.A
- F001E23A006.A
- F001E23A012.A
- F001E23A018.A
- F001E23A030.A
- F001E23A033.A
- 1-10V
- F001E23B001.A
- F001E23B006.A
- F001E23B012.A
- F001E23B018.A
- F001E23B030.A
- F001E23B033.A
- Dali
- F001E23D001.A
- F001E23D006.A
- F001E23D012.A
- F001E23D018.A
- F001E23D030.A
- F001E23D033.A

3000K

Non Dimmable

- F001E31A001
- F001E31A006
- F001E31A012
- F001E31A018
- F001E31A030
- F001E31A033
- 1-10V
- F001E31B001
- F001E31B006
- F001E31B012
- F001E31B018
- F001E31B030
- F001E31B033
- Dali
- F001E31D001
- F001E31D006
- F001E31D012
- F001E31D018
- F001E31D030
- F001E31D033

3000K

Non Dimmable

- F001E32A001
- F001E32A006
- F001E32A012
- F001E32A018
- F001E32A030
- F001E32A033
- 1-10V
- F001E32B001
- F001E32B006
- F001E32B012
- F001E32B018
- F001E32B030
- F001E32B033
- Dali
- F001E32D001
- F001E32D006
- F001E32D012
- F001E32D018
- F001E32D030
- F001E32D033

3000K

Non Dimmable

- F001E33A001
- F001E33A006
- F001E33A012
- F001E33A018
- F001E33A030
- F001E33A033
- 1-10V
- F001E33B001
- F001E33B006
- F001E33B012
- F001E33B018
- F001E33B030
- F001E33B033
- Dali
- F001E33D001
- F001E33D006
- F001E33D012
- F001E33D018
- F001E33D030
- F001E33D033

4000K

Non Dimmable

- F001E41A001
- F001E41A006
- F001E41A012
- F001E41A018
- F001E41A030
- F001E41A033
- 1-10V
- F001E41B001
- F001E41B006
- F001E41B012
- F001E41B018
- F001E41B030
- F001E41B033
- Dali
- F001E41D001
- F001E41D006
- F001E41D012
- F001E41D018
- F001E41D030
- F001E41D033

4000K

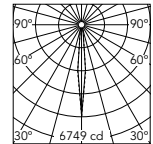
Non Dimmable

- F001E42A001
- F001E42A006
- F001E42A012
- F001E42A018
- F001E42A030
- F001E42A033
- 1-10V
- F001E42B001
- F001E42B006
- F001E42B012
- F001E42B018
- F001E42B030
- F001E42B033
- Dali
- F001E42D001
- F001E42D006
- F001E42D012
- F001E42D018
- F001E42D030
- F001E42D033

4000K

Non Dimmable

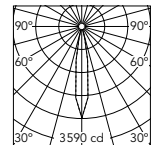
- F001E43A001
- F001E43A006
- F001E43A012
- F001E43A018
- F001E43A030
- F001E43A033
- 1-10V
- F001E43B001
- F001E43B006
- F001E43B012
- F001E43B018
- F001E43B030
- F001E43B033
- Dali
- F001E43D001
- F001E43D006
- F001E43D012
- F001E43D018
- F001E43D030
- F001E43D033



@4000K

Beam Angle: 10°

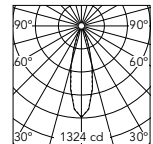
h(m)	E(ft)	D(m)
1	6749	0.17
2	1687	0.34
3	750	0.51
4	422	0.68
5	270	0.84



@4000K

Beam Angle: 17°

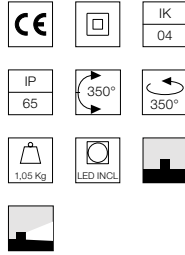
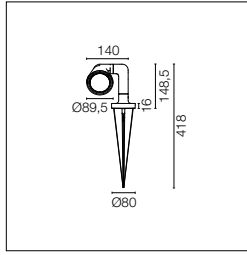
h(m)	E(ft)	D(m)
1	3590	0.29
2	897	0.59
3	399	0.88
4	224	1.18
5	144	1.47



@4000K

Beam Angle: 28°

h(m)	E(ft)	D(m)
1	1324	0.50
2	331	1.01
3	147	1.51
4	83	2.01
5	53	2.51



Alimentazione elettrica 220-240V inclusa. Include un sistema di giunzione IP68 H2O Stop anti-condensa a 2 vie 4 poli. Versione dimmerabile 24V disponibile su richiesta. Versione 110V a richiesta.

220-240V power supply included. Included 2 way terminal block 4 poles IP68 H2O Stop. 24V Dimmable version available on request. Version 110V upon request.

Power Led: 6W - 513 lm ≠ *FIXT 425 lm - 2700K/CRI 80 - 220-240V / 6W - 530 lm ≠ *FIXT 440 lm - 3000K/CRI 80 - 220-240V /

6W - 570 lm ≠ *FIXT 473 lm - 4000K/CRI 80 - 220-240V

*FIXT lm = Spot Optic

2700K

Non Dimmable

- F001F21A001.A
- F001F21A006.A
- F001F21A012.A
- F001F21A018.A
- F001F21A030.A
- F001F21A033.A

2700K

Non Dimmable

- F001F22A001.A
- F001F22A006.A
- F001F22A012.A
- F001F22A018.A
- F001F22A030.A
- F001F22A033.A

2700K

Non Dimmable

- F001F23A001.A
- F001F23A006.A
- F001F23A012.A
- F001F23A018.A
- F001F23A030.A
- F001F23A033.A

3000K

Non Dimmable

- F001F31A001
- F001F31A006
- F001F31A012
- F001F31A018
- F001F31A030
- F001F31A033

3000K

Non Dimmable

- F001F32A001
- F001F32A006
- F001F32A012
- F001F32A018
- F001F32A030
- F001F32A033

3000K

Non Dimmable

- F001F33A001
- F001F33A006
- F001F33A012
- F001F33A018
- F001F33A030
- F001F33A033

4000K

Non Dimmable

- F001F41A001
- F001F41A006
- F001F41A012
- F001F41A018
- F001F41A030
- F001F41A033

4000K

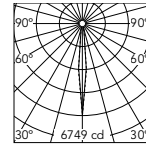
Non Dimmable

- F001F42A001
- F001F42A006
- F001F42A012
- F001F42A018
- F001F42A030
- F001F42A033

4000K

Non Dimmable

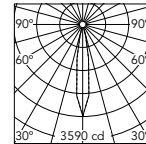
- F001F43A001
- F001F43A006
- F001F43A012
- F001F43A018
- F001F43A030
- F001F43A033



@4000K

Beam Angle: 10°

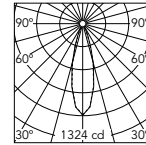
h(m)	E(lx)	D(m)
1	6749	0.17
2	1687	0.34
3	750	0.51
4	422	0.68
5	270	0.84



@4000K

Beam Angle: 17°

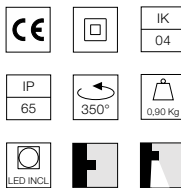
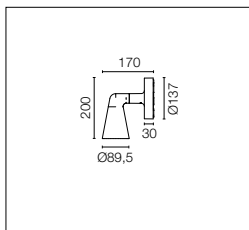
h(m)	E(lx)	D(m)
1	3590	0.29
2	897	0.59
3	399	0.88
4	224	1.18
5	144	1.47



@4000K

Beam Angle: 28°

h(m)	E(lx)	D(m)
1	1324	0.50
2	331	1.01
3	147	1.51
4	83	2.01
5	53	2.51



Attacco a parete. Alimentazione elettrica 220-240V inclusa. Include un sistema di giunzione IP68 H2O Stop anti-condensa a 2 vie 4 poli. Versione dimmerabile 24V disponibile su richiesta.

Direct wall installation. 220-240V power supply included. Included 2 way terminal block 4 poles IP68 H2O Stop. 24V Dimmable version available on request.

Power Led: 6W - 513 lm ≠ *FIXT 425 lm - 2700K/CRI 80 - 220-240V / 6W - 530 lm ≠ *FIXT 440 lm - 3000K/CRI 80 - 220-240V / 6W - 570 lm ≠ *FIXT 473 lm - 4000K/CRI 80 - 220-240V
 *FIXT lm = Spot Optic

2700K

Non Dimmable

- F001G21A001.A
- F001G21A006.A
- F001G21A012.A
- F001G21A018.A
- F001G21A030.A
- F001G21A033.A

2700K

Non Dimmable

- F001G22A001.A
- F001G22A006.A
- F001G22A012.A
- F001G22A018.A
- F001G22A030.A
- F001G22A033.A

2700K

Non Dimmable

- F001G23A001.A
- F001G23A006.A
- F001G23A012.A
- F001G23A018.A
- F001G23A030.A
- F001G23A033.A

3000K

Non Dimmable

- F001G31A001
- F001G31A006
- F001G31A012
- F001G31A018
- F001G31A030
- F001G31A033

3000K

Non Dimmable

- F001G32A001
- F001G32A006
- F001G32A012
- F001G32A018
- F001G32A030
- F001G32A033

3000K

Non Dimmable

- F001G33A001
- F001G33A006
- F001G33A012
- F001G33A018
- F001G33A030
- F001G33A033

4000K

Non Dimmable

- F001G41A001
- F001G41A006
- F001G41A012
- F001G41A018
- F001G41A030
- F001G41A033

4000K

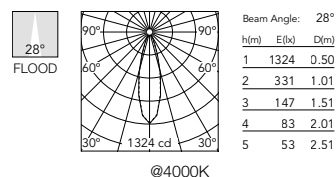
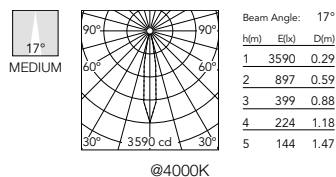
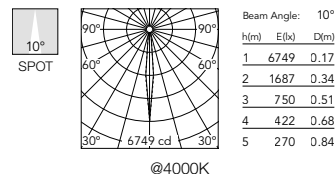
Non Dimmable

- F001G42A001
- F001G42A006
- F001G42A012
- F001G42A018
- F001G42A030
- F001G42A033

4000K

Non Dimmable

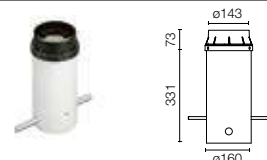
- F001G43A001
- F001G43A006
- F001G43A012
- F001G43A018
- F001G43A030
- F001G43A033



Belvedere Spot: Accessori / Accessories

Cassaforma per l'installazione a terra. Box for ground installation.

Belvedere Spot / Clove
 F001Z020000



Visiera spot.

Spot visor.

Belvedere Spot
 F001Z010000



Visiera spot con "honeycomb".

Spot visor with honeycomb.

Belvedere Spot
 F001Z030000



Visiera spot con "flood".

Spot visor with flood lens.


Belvedere Spot
 F001Z040000



Dispositivo di protezione per il sovraccarico. 275 Vac. Corrente massima di scarica 10KA (8/29us). Massima corrente operativa 5A. Adatto per la connessione in serie. IP66.

Surge protection device. 275Vac. Maximum discharge current 10KA (8/20us). Maximum operating current 5A. Suitable for series connection. IP66.

Belvedere Spot / Clove / Wall
 F990E00A000



Klein Pro

Designed by Flos Outdoor







Klein Pro

Famiglia / Family

Klein Pro



Power Led

11W

294 lm - 2700K/CRI 80

304 lm - 3000K/CRI 80

325 lm - 4000K/CRI 80

Colori / Colours



01 White



06 Grey



12 Forest Green



18 Deep Brown



30 Black



33 Anthracite



70 Anodized Natural



71 Anodized Black



73 Anodized Gold*

* Solo per schermo. / Only for pole screen.

Descrizione / Description

Il corpo del paletto Klein Pro è stato realizzato in alluminio estruso mentre la base e il diffusore sono in alluminio pressofuso EN AB-47100 con un basso tenore di rame.

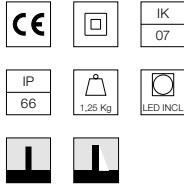
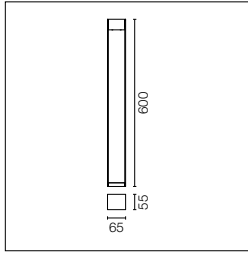
Rivestimento ad alta resistenza: il trattamento esterno viene applicato con un doppio strato di polveri epossidiche conformemente alla norma QUALICOAT. Il primo strato di polvere fornisce una resistenza chimica e meccanica; un secondo strato di finitura di polvere di poliestere garantisce la resistenza.

È disponibile anche con finitura anodizzata.

The body of Klein Pro bollard is made of extruded aluminium, base and diffuser in die-cast aluminium EN AB-47100 with a low copper content.

High-resistance coating: the external coating is applied with a double layer with epoxy powders according to the QUALICOAT standard. The first layer of epoxy powder gives chemical and mechanical resistance, the second finishing layer of polyester powder ensures resistance.

Also available in anodized finishes.



Alimentazione elettrica 220-240V integrata. Gli accessori per installazione su superficie solida o per fissaggio al terreno sono da ordinare a parte. Ogni apparecchio di illuminazione è dotato di un segmento di 1000 mm di cavo in uscita e un kit di cablaggio.

220-240V power supply integrated. Solid surface or ground installation accessories to be ordered separately. Each luminaire is equipped with 1000 mm length outgoing cable and a wiring kit.

Power Led: 11W - 1089 lm ≠ FIXT 294 lm - 2700K/CRI 80 - 220-240V / 11W - 1126 lm ≠ FIXT 304 lm - 3000K/CRI 80 - 220-240V / 11W - 1211 lm ≠ FIXT 325 lm - 4000K/CRI 80 - 220-240V

2700K

Non Dimmable

- F002A20A001.B
- F002A20A006.B
- F002A20A012.B
- F002A20A018.B
- F002A20A030.B
- F002A20A033.B
- F002A21A070.B
- F002A21A071.B

1-10V

- F002A20B001.B
- F002A20B006.B
- F002A20B012.B
- F002A20B018.B
- F002A20B030.B
- F002A20B033.B
- F002A21B070.B
- F002A21B071.B

Dali

- F002A20D001.B
- F002A20D006.B
- F002A20D012.B
- F002A20D018.B
- F002A20D030.B
- F002A20D033.B
- F002A21D070.B
- F002A21D071.B

3000K

Non Dimmable

- F002A30A001.B
- F002A30A006.B
- F002A30A012.B
- F002A30A018.B
- F002A30A030.B
- F002A30A033.B
- F002A31A070.B
- F002A31A071.B

1-10V

- F002A30B001.B
- F002A30B006.B
- F002A30B012.B
- F002A30B018.B
- F002A30B030.B
- F002A30B033.B
- F002A31B070.B
- F002A31B071.B

Dali

- F002A30D001.B
- F002A30D006.B
- F002A30D012.B
- F002A30D018.B
- F002A30D030.B
- F002A30D033.B
- F002A31D070.B
- F002A31D071.B

4000K

Non Dimmable

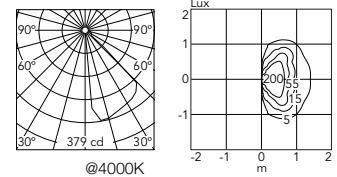
- F002A40A001.A
- F002A40A006.A
- F002A40A012.A
- F002A40A018.A
- F002A40A030.A
- F002A40A033.A
- F002A41A070.A
- F002A41A071.A

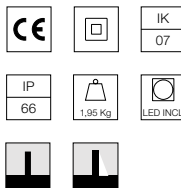
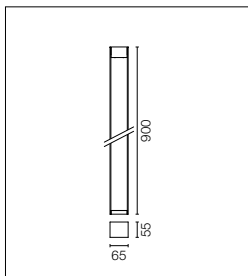
1-10V

- F002A40B001.A
- F002A40B006.A
- F002A40B012.A
- F002A40B018.A
- F002A40B030.A
- F002A40B033.A
- F002A41B070.A
- F002A41B071.A

Dali

- F002A40D001.A
- F002A40D006.A
- F002A40D012.A
- F002A40D018.A
- F002A40D030.A
- F002A40D033.A
- F002A41D070.A
- F002A41D071.A





Alimentazione elettrica 220-240V integrata. Gli accessori per installazione su superficie solida o per fissaggio al terreno sono da ordinare a parte. Ogni apparecchio di illuminazione è dotato di un segmento di 1000 mm di cavo in uscita e un kit di cablaggio.

220-240V power supply integrated. Solid surface or ground installation accessories to be ordered separately. Each luminaire is equipped with 1000 mm length outgoing cable and a wiring kit.

Power Led: 11W - 1089 lm ≠ FIXT 294 lm - 2700K/CRI 80 - 220-240V / 11W - 1126 lm ≠ FIXT 304 lm - 3000K/CRI 80 - 220-240V / 11W - 1211 lm ≠ FIXT 325 lm - 4000K/CRI 80 - 220-240V

2700K

Non Dimmable

- F002B20A001.B
- F002B20A006.B
- F002B20A012.B
- F002B20A018.B
- F002B20A030.B
- F002B20A033.B
- F002B21A070.B
- F002B21A071.B

1-10V

- F002B20B001.B
- F002B20B006.B
- F002B20B012.B
- F002B20B018.B
- F002B20B030.B
- F002B20B033.B
- F002B21B070.B
- F002B21B071.B

Dali

- F002B20D001.B
- F002B20D006.B
- F002B20D012.B
- F002B20D018.B
- F002B20D030.B
- F002B20D033.B
- F002B21D070.B
- F002B21D071.B

3000K

Non Dimmable

- F002B30A001.B
- F002B30A006.B
- F002B30A012.B
- F002B30A018.B
- F002B30A030.B
- F002B30A033.B
- F002B31A070.B
- F002B31A071.B

1-10V

- F002B30B001.B
- F002B30B006.B
- F002B30B012.B
- F002B30B018.B
- F002B30B030.B
- F002B30B033.B
- F002B31B070.B
- F002B31B071.B

Dali

- F002B30D001.B
- F002B30D006.B
- F002B30D012.B
- F002B30D018.B
- F002B30D030.B
- F002B30D033.B
- F002B31D070.B
- F002B31D071.B

4000K

Non Dimmable

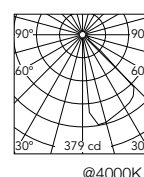
- F002B40A001.A
- F002B40A006.A
- F002B40A012.A
- F002B40A018.A
- F002B40A030.A
- F002B40A033.A
- F002B41A070.A
- F002B41A071.A

1-10V

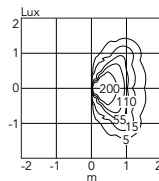
- F002B40B001.A
- F002B40B006.A
- F002B40B012.A
- F002B40B018.A
- F002B40B030.A
- F002B40B033.A
- F002B41B070.A
- F002B41B071.A

Dali

- F002B40D001.A
- F002B40D006.A
- F002B40D012.A
- F002B40D018.A
- F002B40D030.A
- F002B40D033.A
- F002B41D070.A
- F002B41D071.A



@4000K



Klein Pro: Accessori / Accessories

Base di fissaggio per superfici solide.

Fixing base for solid surfaces.

- F002Z010001.A
- F002Z010006.A
- F002Z010012.A
- F002Z010018.A
- F002Z010030.A
- F002Z010033.A



Piastra di fissaggio a terra Minimal Klein Pro, 47x57xH160 mm.

Minimal Klein Pro ground fixation plate, 47x57xH160 mm.

F002Z030000.A



Piastra di fissaggio a terra e tirafondi Klein Pro 85x85xH160mm.

Klein Pro base plate and fixing bolts 85x85xH160 mm.

F002Z020000



Schermo estetico anodizzato.

Anodized aestetical pole screen.


- H 600 mm
- F002Z040070
- F002Z040071
- F002Z040073
- H 900 mm
- F002Z050070
- F002Z050071
- F002Z050073



Dispositivo di protezione per il sovraccarico. 240 Vac. Corrente massima di scarica 10KA (8/29us). Massima corrente operativa 5A. Adatto per la connessione in serie. IP66.

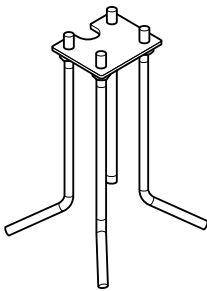
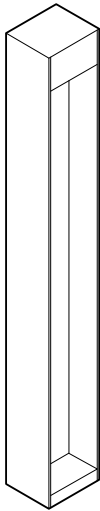
Surge protection device. 275Vac. Maximum discharge current 10KA (8/20us). Maximum operating current 5A. Suitable for series connection. IP66.

F990E00A000

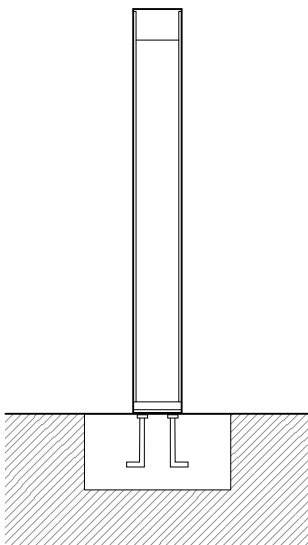


Opzioni Montaggio / Installation Options

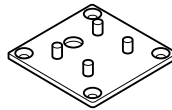
Option 1
 Con tirafondi /
 Fixing anchor bolts



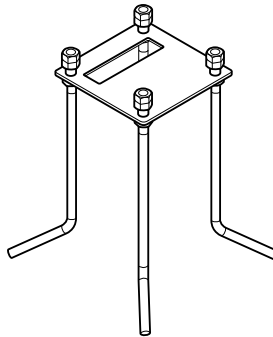
cod. F002Z030000.A



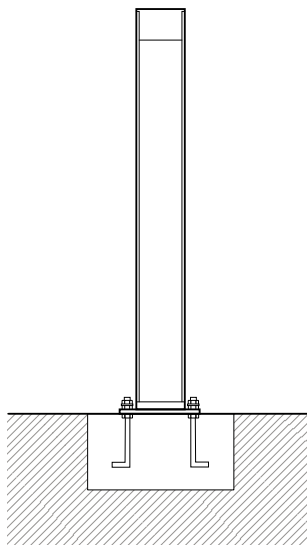
Option 2
 Con base e tirafondi /
 With base and fixing anchor bolts



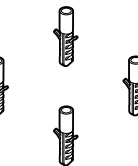
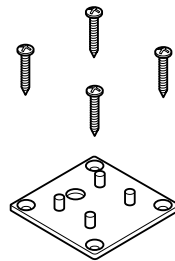
cod. F002Z0100.A



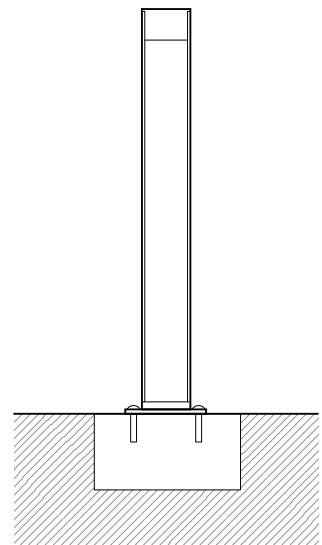
cod. F002Z020000



Option 3
 Base per fissaggio con tasselli (non inclusi) /
 With base for bolts (not included)



cod. F002Z0100.A



Zefiro







Famiglia / Family

Zefiro



Mid - Power Led

up to 14,5W

up to 1357 lm - 2700K/CRI 80

up to 1423 lm - 3000K/CRI 80

up to 1494 lm - 4000K/CRI 80

* Net lumen output

Colori / Colours



01 White



06 Grey



12 Forest Green



18 Deep Brown



30 Black



33 Anthracite

Descrizione / Description

Bollard per esterno con sorgente luminosa a LED, disponibili in tre altezze. Struttura cilindrica del palo in alluminio estruso, testa dell'apparecchio in fusione di alluminio, diffusore in policarbonato trasparente e stabilizzato ai raggi UV.


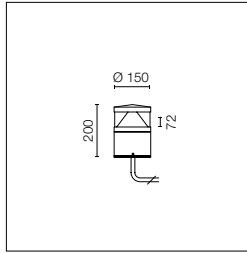
La sorgente luminosa integrata nella testa permette una emissione luminosa asimmetrica radiale direzionata verso il basso che combinata con il riflettore conico in alluminio verniciato permette il contenimento delle riflessioni dirette verso l'alto.

L'apparecchio è disponibile in differenti finiture con rivestimento a doppio strato di polveri e sottoposte a trattamento di conversione chimica superficiale per una elevata resistenza alla corrosione.

L'apparecchio può essere installato facilmente a terra su qualsiasi pavimento con tasselli, oppure utilizzando l'accessorio dedicato piastra di ancoraggio e tirafondi per rendere la base del prodotto totalmente solidale con la pavimentazione. Le viterie di fissaggio sono in acciaio inox AISI 316L.

Outdoor bollard with LED light source. Available in three heights. Cylindrical, extruded aluminium body, die-cast aluminium cap, polycarbonate, transparent and UV-stabilized diffuser. The light source integrated in the cap allows a radial and asymmetrical light emission oriented towards the base, which can be combined to the painted aluminium, conical reflector to contain the direct reflection upwards. Available in different finishes with a double layer coating and a chemical conversion surface treatment to guarantee high resistance to corrosion. The bollard can be easily installed on any kind of ground surface, directly with studs or through the dedicated fixing plate and bolts which solidly attach the luminaire to the ground. The fixing screws are made of AISI 316L stainless steel.

Zefiro 200



Sorgente a LED inclusa.
Alimentazione elettrica 220-240V ON/ OFF e dimmerabile 1-10V o DALI integrata. Dotato di spezzone di cavo uscente in neoprene di 1m e di sistema di giunzione IP68 H2O Stop a 2 vie. Installabile su qualsiasi pavimento per mezzo di tasselli. Piastra di ancoraggio per l'installazione in gettata da ordinare separatamente.

LED source included. Integrated electric power supply 220-240V ON/ OFF and adjustable light intensity from 1 to 10V or DALI. Equipped with a protruding, neoprene, one meter cable and a 2-way IP68 H2O connection system. It can be installed on any ground using studs or a recessed fixing plate with mortar, to be ordered separately.

Mid - Power Led: 14,5W - 1716 lm ≠ OUTPUT 1357 lm - 2700K/CRI 80 - 220±240V / 14,5W - 1845 lm ≠ OUTPUT 1423 lm - 3000K/CRI 80 - 220±240V / 14,5W - 1937 lm ≠ OUTPUT 1494 lm - 4000K/CRI 80 - 220±240V

2700K

Non Dimmable

- FA53201401
- FA53201406
- FA53201412
- FA53201418
- FA53201430
- FA53201433

1-10V

- FA53201401-310
- FA53201406-310
- FA53201412-310
- FA53201418-310
- FA53201430-310
- FA53201433-310

Dali

- FA53201401-300.A
- FA53201406-300.A
- FA53201412-300.A
- FA53201418-300.A
- FA53201430-300.A
- FA53201433-300.A

3000K

Non Dimmable

- FA53200301
- FA53200306
- FA53200312
- FA53200318
- FA53200330
- FA53200333

1-10V

- FA53200301-310
- FA53200306-310
- FA53200312-310
- FA53200318-310
- FA53200330-310
- FA53200333-310

Dali

- FA53200301-300.A
- FA53200306-300.A
- FA53200312-300.A
- FA53200318-300.A
- FA53200330-300.A
- FA53200333-300.A

4000K

Non Dimmable

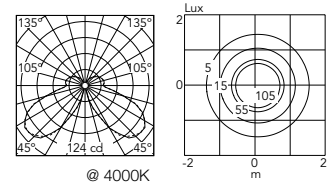
- FA53200201
- FA53200206
- FA53200212
- FA53200218
- FA53200230
- FA53200233

1-10V

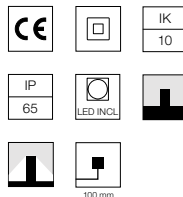
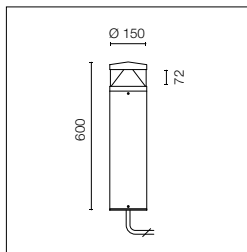
- FA53200201-310
- FA53200206-310
- FA53200212-310
- FA53200218-310
- FA53200230-310
- FA53200233-310

Dali

- FA53200201-300.A
- FA53200206-300.A
- FA53200212-300.A
- FA53200218-300.A
- FA53200230-300.A
- FA53200233-300.A



Zefiro 600



Sorgente a LED inclusa.
Alimentazione elettrica 220-240V ON/ OFF e dimmerabile 1-10V o DALI integrata. Dotato di spezzone di cavo uscente in neoprene di 1m e di sistema di giunzione IP68 H2O Stop a 2 vie. Installabile su qualsiasi pavimento per mezzo di tasselli. Piastra di ancoraggio per l'installazione in gettata da ordinare separatamente.
Versione Mid-night a richiesta.

LED source included. Integrated electric power supply 220-240V ON/OFF and adjustable light intensity from 1 to 10V or DALI. Equipped with a protruding, neoprene, one meter cable and a 2-way IP68 H2O connection system. It can be installed on any ground using studs or a recessed fixing plate with mortar, to be ordered separately.
Mid-Night version available upon request.

Mid - Power Led: 14,5W - 1716 lm ≠ OUTPUT 1357 lm - 2700K/CRI 80 - 220±240V / 14,5W - 1845 lm ≠ OUTPUT 1423 lm - 2700K/CRI 80 - 220±240V / 14,5W - 1937 lm ≠ OUTPUT 1494 lm - 4000K/CRI 80 - 220±240V

2700K

Non Dimmable

- FA53201701
- FA53201706
- FA53201712
- FA53201718
- FA53201730
- FA53201733

1-10V

- FA53201701-310
- FA53201706-310
- FA53201712-310
- FA53201718-310
- FA53201730-310
- FA53201733-310

Dali

- FA53201701-300.A
- FA53201706-300.A
- FA53201712-300.A
- FA53201718-300.A
- FA53201730-300.A
- FA53201733-300.A

3000K

Non Dimmable

- FA53200601
- FA53200606
- FA53200612
- FA53200618
- FA53200630
- FA53200633

1-10V

- FA53200601-310
- FA53200606-310
- FA53200612-310
- FA53200618-310
- FA53200630-310
- FA53200633-310

Dali

- FA53200601-300.A
- FA53200606-300.A
- FA53200612-300.A
- FA53200618-300.A
- FA53200630-300.A
- FA53200633-300.A

4000K

Non Dimmable

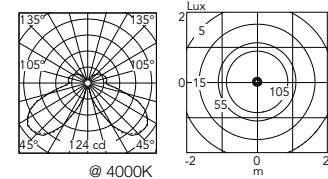
- FA53200501
- FA53200506
- FA53200512
- FA53200518
- FA53200530
- FA53200533

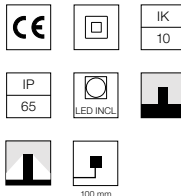
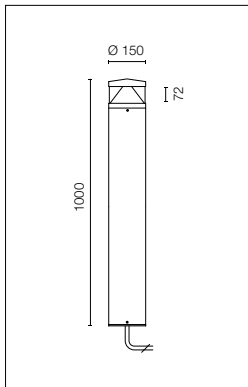
1-10V

- FA53200501-310
- FA53200506-310
- FA53200512-310
- FA53200518-310
- FA53200530-310
- FA53200533-310

Dali

- FA53200501-300.A
- FA53200506-300.A
- FA53200512-300.A
- FA53200518-300.A
- FA53200530-300.A
- FA53200533-300.A





Sorgente a LED inclusa.
 Alimentazione elettrica 220-240V ON/ OFF e dimmerabile 1-10V o DALI integrata. Dotato di spezzone di cavo uscente in neoprene di 1m e di sistema di giunzione IP68 H2O Stop a 2 vie. Installabile su qualsiasi pavimento per mezzo di tasselli. Piastra di ancoraggio per l'installazione in gettata da ordinare separatamente.
 Versione Mid-night a richiesta.

LED source included. Integrated electric power supply 220-240V ON/ OFF and adjustable light intensity from 1 to 10V or DALI. Equipped with a protruding, neoprene, one meter cable and a 2-way IP68 H2O connection system. It can be installed on any ground using studs or a recessed fixing plate with mortar, to be ordered separately.
 Mid-Night version available upon request.

Mid - Power Led: 14,5W - 1716 lm ≠ OUTPUT 1357 lm - 2700K/CRI 80 - 220÷240V / 14,5W - 1845 lm ≠ OUTPUT 1423 lm - 2700K/CRI 80 - 220÷240V / 14,5W - 1937 lm ≠ OUTPUT 1494 lm - 4000K/CRI 80 - 220÷240V

2700K

Non Dimmable

- FA53202001
 - FA53202006
 - FA53202012
 - FA53202018
 - FA53202030
 - FA53202033
- 1-10V
- FA53202001-310
 - FA53202006-310
 - FA53202012-310
 - FA53202018-310
 - FA53202030-310
 - FA53202033-310
- Dali
- FA53202001-300.A
 - FA53202006-300.A
 - FA53202012-300.A
 - FA53202018-300.A
 - FA53202030-300.A
 - FA53202033-300.A

3000K

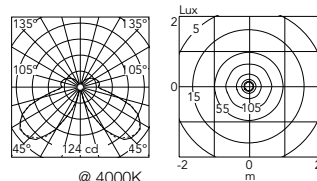
Non Dimmable

- FA53200901
 - FA53200906
 - FA53200912
 - FA53200918
 - FA53200930
 - FA53200933
- 1-10V
- FA53200901-310
 - FA53200906-310
 - FA53200912-310
 - FA53200918-310
 - FA53200930-310
 - FA53200933-310
- Dali
- FA53200901-300.A
 - FA53200906-300.A
 - FA53200912-300.A
 - FA53200918-300.A
 - FA53200930-300.A
 - FA53200933-300.A

4000K

Non Dimmable

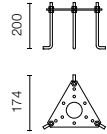
- FA53200801
 - FA53200806
 - FA53200812
 - FA53200818
 - FA53200830
 - FA53200833
- 1-10V
- FA53200801-310
 - FA53200806-310
 - FA53200812-310
 - FA53200818-310
 - FA53200830-310
 - FA53200833-310
- Dali
- FA53200801-300.A
 - FA53200806-300.A
 - FA53200812-300.A
 - FA53200818-300.A
 - FA53200830-300.A
 - FA53200833-300.A



Piastra tirafondi.

Base plate with bolt.

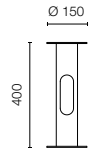
FA21



Base di fissaggio a terra ad alta resistenza.

High resistance in-ground box for installation

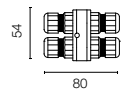
FA185.A



Sistema di giunzione IP68 H₂O Stop anti-condensa a 3/4 vie 4 poli. (ø5,5÷12mm cavo).

3/4 way terminal block 4 poles IP68 H₂O Stop. (ø5,5÷12mm cable).

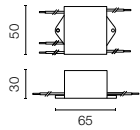
F990C010000



Dispositivo di protezione per il sovraccarico. 275Vac. Corrente massima di scarica 10KA (8/29µs). Massima corrente operativa 5A. Adatto per la connessione in serie. IP66.

Surge protection device. 275Vac. Maximum discharge current 10KA (8/20µs). Maximum operating current 5A. Suitable for series connection. IP66.

F990E00A000

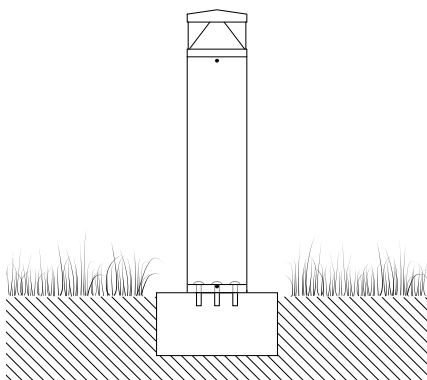


Metodo di fissaggio corretto

Paletto fissato su un plinto in cemento + viti di fissaggio idonee.

Correct Fixing Method

Bollard fixed on plinth + plug.

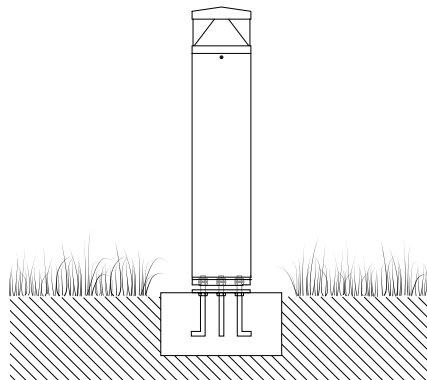


Metodo di fissaggio corretto

Paletto fissato su un piccolo in cemento + piastra di ancoraggio e tirafondi.

Correct Fixing Method

Bollard fixed on plinth + fixing bolts.

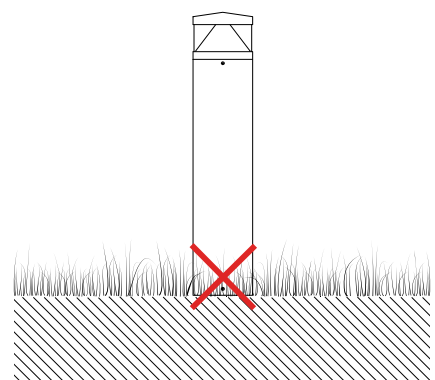


Metodo di fissaggio non corretto

Non fissare il paletto direttamente sul terreno.

Incorrect Fixing Method

Do not fix the bollard directly on the ground.



I-Ron







Famiglia / Family

I-Ron



Power Led

up to 9W

up to 391 lm - 2700K/CRI 80

up to 420 lm - 3000K/CRI 80

up to 448 lm - 4000K/CRI 80

2200K available on request.

Colori / Colours



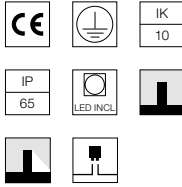
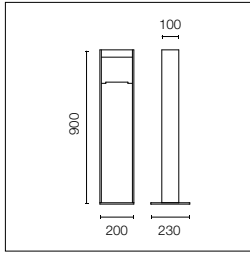
90 Zinc

I-Ron

Descrizione / Description

Bollard per esterno con struttura composta da una trave IPE con profilo ad H in acciaio zincato ad immersione a caldo ad alta resistenza alla corrosione. Grazie al particolare design, l'apparecchio è utilizzabile anche come dissuasore architettonico fisso. La sorgente luminosa a LED in posizione arretrata è protetta da un diffusore posizionato nella parte superiore della barra, composto da un contenitore di materiale plastico con copertura zincata. Le componenti elettriche sono alloggiato nel retro dell'apparecchio. L'apparecchio può essere installato facilmente a terra su qualsiasi pavimento con tasselli, oppure utilizzando l'accessorio dedicato piastra di ancoraggio e tirafondi per rendere la base del prodotto totalmente solidale con la pavimentazione. Le viterie di fissaggio sono in acciaio inox AISI 316L.

Outdoor bollard with hot-dip zinc-coated IPE steel bar H-frame structure for high resistance to corrosion. Thanks to its unique design, the fixture can also be used as a fixed architectural bollard. The LED light source is located at the back of the fixture and is protected by a plastic diffuser covered by zinc, which is located on the upper part of the bar. The electric components are located at the back of the luminaire. The bollard can be easily installed on any kind of ground surface, directly with studs or through the dedicated fixing plate and bolts which solidly attach the luminaire to the ground. The fixing screws are made of AISI 316L stainless steel.



Sorgente luminosa a LED inclusa. Alimentazione elettrica 220-240V ON/ OFF integrata. Dotato di due pressacavi per cavi 8mmϕ<math><13\text{mm}</math> per connessione entra-esce. Installabile su qualsiasi pavimento per mezzo di tasselli. Piastra di ancoraggio per l'installazione in gettata da ordinare separatamente.

LED source included. Integrated electric power supply 220-240V ON/OFF. Equipped with two rubber cable guides (8ϕ<math><13\text{mm}</math> cables) for inlet-outlet connections. It can be installed on any ground using studs or a recessed fixing plate with mortar, to be ordered separately.

2200K disponibile su richiesta.

2200K available on request.

Power Led: 9W - 1011 lm \neq OUTPUT 391 lm - 2700K/CRI 80 - 220-240V / 9W - 1087 lm \neq OUTPUT 420 lm - 3000K/CRI 80 - 220-240V / 9W - 1162 lm \neq OUTPUT 448 lm - 4000K/CRI 80 - 220-240V

2700K

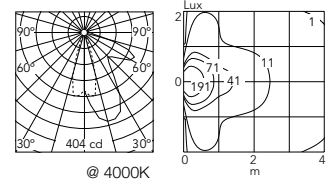
- FA1041060090

3000K

- FA1041040090

4000K

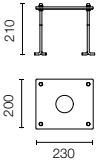
- FA1041970090



Piastra tirafondi.

Base plate with bolt.

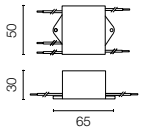
FA109



Dispositivo di protezione per il sovraccarico. 275 Vac. Corrente massima di scarica 10KA (8/29us). Massima corrente operativa 5A. Adatto per la connessione in serie. IP66.

Surge protection device. 275Vac. Maximum discharge current 10KA (8/20us). Maximum operating current 5A. Suitable for series connection. IP66.

F990E00A000

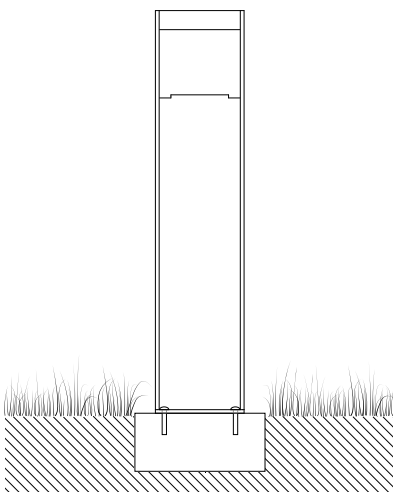


Metodo di fissaggio corretto

Paletto fissato su un plinto in cemento + viti di fissaggio idonee.

Correct Fixing Method

Bollard fixed on plinth + plug.

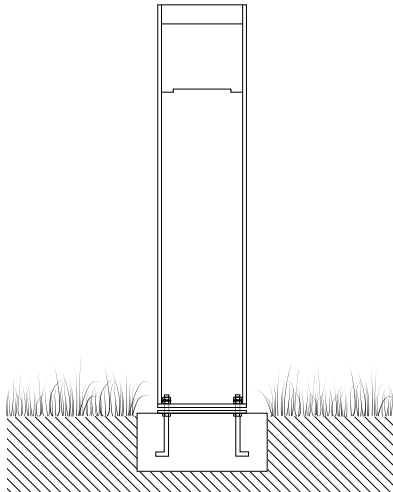


Metodo di fissaggio corretto

Paletto fissato su un piccolo in cemento + piastra di ancoraggio e tirafondi.

Correct Fixing Method

Bollard fixed on plinth + fixing bolts.

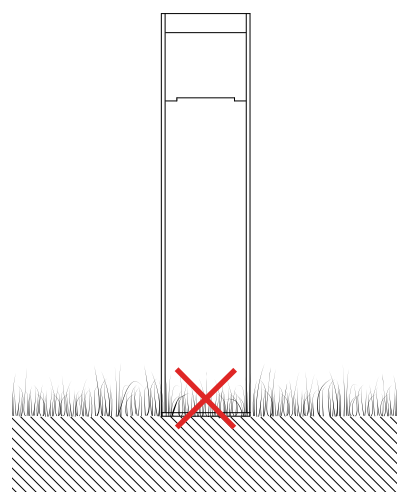


Metodo di fissaggio non corretto

Non fissare il paletto direttamente sul terreno.


Incorrect Fixing Method

Do not fix the bollard directly on the ground.



Talia

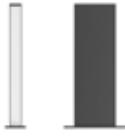






Famiglia / Family

Talia 360



Low - Power Led

up to 4W
up to 73 lm - 2700K/CRI 80
up to 73 lm - 3000K/CRI 80
up to 73 lm - 4000K/CRI 80
* Net lumen output

Low - Power Led

up to 7W
up to 2x73 lm - 2700K/CRI 80
up to 2x73 lm - 3000K/CRI 80
up to 2x73 lm - 4000K/CRI 80
* Net lumen output

Talia 560



Low - Power Led

up to 6W
up to 123 lm - 2700K/CRI 80
up to 123 lm - 3000K/CRI 80
up to 123 lm - 4000K/CRI 80
* Net lumen output

Low - Power Led

up to 11W
up to 2x123 lm - 2700K/CRI 80
up to 2x123 lm - 3000K/CRI 80
up to 2x123 lm - 4000K/CRI 80
* Net lumen output

Colori / Colours



01 White



06 Grey



12 Forest Green



18 Deep Brown



30 Black

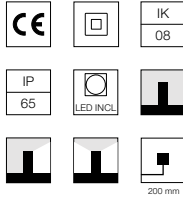
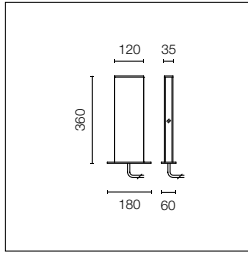


33 Anthracite

Descrizione / Description

Bollard per esterno equipaggiato con sorgente luminosa a LED. Disponibile in due altezze, declinate con emissione luminosa monodirezionale o bidirezionale. Struttura in alluminio estruso, testa dell'apparecchio in fusione di alluminio, diffusore in policarbonato opale e stabilizzato ai raggi UV. Il modulo led lineare è alloggiato in un cilindro di protezione sigillato in policarbonato trasparente con valvola di compensazione. Disponibile in differenti finiture con rivestimento a doppio strato di polveri e sottoposte a trattamento di conversione chimica superficiale per una elevata resistenza alla corrosione. L'apparecchio può essere installato facilmente a terra su qualsiasi pavimento con tasselli, oppure utilizzando l'accessorio dedicato piastra di ancoraggio e tirafondi per rendere la base del prodotto totalmente solidale con la pavimentazione. Le viterie di fissaggio del paletto sono in acciaio inox AISI 316L.

Outdoor bollard with LED light source. Available in two heights and monodirectional or bidirectional light emission. Extruded aluminium body. Die-cast aluminium cap. UV-stabilized, opal polycarbonate diffuser. The linear LED module is housed in a sealed transparent polycarbonate cylinder with compensation valve. Available in different finishes with a double layer coating and a chemical conversion surface treatment to guarantee high resistance to corrosion. The bollard can be easily installed on any kind of ground surface, directly with studs or through the dedicated fixing plate and bolts which solidly attach the luminaire to the ground. The fixing screws are made of AISI 316L stainless steel.



Sorgente luminosa a LED inclusa. Alimentazione elettrica 220-240V ON/ OFF integrata. Dotato di spezzone di cavo uscente in neoprene di circa 200 mm e kit con connettori crimp e guaina termorestringente adesiva per connessione a tenuta stagna. Installabile su qualsiasi pavimento per mezzo di tasselli. Piastra di ancoraggio per l'installazione in gettata da ordinare separatamente.

LED source included. Integrated electric power supply 220-240V ON/OFF. The luminaire is equipped with a protruding, neoprene, two meter cable and a wiring kit with crimp connectors and adhesive heat-shrink tubing guaranteeing the water tightness of the connection. It can be installed on any ground using studs or a recessed fixing plate with mortar, to be ordered separately.

Single Emission

Power Led: 4W - 216 lm ≠ OUTPUT 73 lm - 2700K/CRI 80 - 220÷240V / 4W - 216 lm ≠ OUTPUT 73 lm - 3000K / CRI 80 - 220÷240V / 4W - 216 lm ≠ OUTPUT 73 lm - 4000K/CRI 80 - 220÷240V

2700K

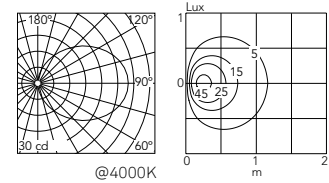
- FA50320601
- FA50320606
- FA50320612
- FA50320618
- FA50320630
- FA50320633

3000K

- FA50300601
- FA50300606
- FA50300612
- FA50300618
- FA50300630
- FA50300633

4000K

- FA50301101
- FA50301106
- FA50301112
- FA50301118
- FA50301130
- FA50301133



Double Emission

Power Led: 7W - 2x216 lm ≠ OUTPUT 2x73 lm - 2700K/CRI 80 - 220÷240V / 7W - 2x216 lm ≠ OUTPUT 2x73 lm - 4000K/CRI 80 - 220÷240V / 7W - 2x216 lm ≠ OUTPUT 2x73 lm - 4000K/CRI 80 - 220÷240V

2700K

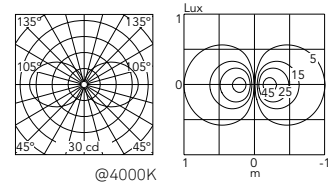
- FA50320801
- FA50320806
- FA50320812
- FA50320818
- FA50320830
- FA50320833

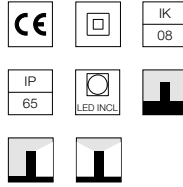
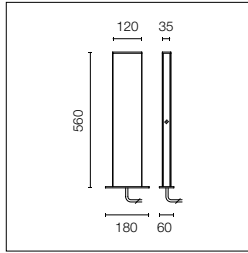
3000K

- FA50300801
- FA50300806
- FA50300812
- FA50300818
- FA50300830
- FA50300833

4000K

- FA50301201
- FA50301206
- FA50301212
- FA50301218
- FA50301230
- FA50301233





Sorgente luminosa a LED inclusa. Alimentazione elettrica 220-240V ON/ OFF integrata. Dotato di spezzone di cavo uscente in neoprene di circa 200 mm e kit con connettori crimp e guaina termorestringente adesiva per connessione a tenuta stagna. Installabile su qualsiasi pavimento per mezzo di tasselli. Piastra di ancoraggio per l'installazione in gettata da ordinare separatamente.

LED source included. Integrated electric power supply 220-240V ON/OFF. The luminaire is equipped with a protruding, neoprene, two meter cable and a wiring kit with crimp connectors and adhesive heat-shrink tubing guaranteeing the water tightness of the connection. It can be installed on any ground using studs or a recessed fixing plate with mortar, to be ordered separately.

Single Emission

Power Led: 6W - 360 lm ≠ OUTPUT 123 lm - 2700K/CRI 80 - 220÷240V / 6W - 360 lm ≠ OUTPUT 123 lm - 3000K/CRI 80 - 220÷240V / 6W - 360 lm ≠ OUTPUT 123 lm - 4000K/CRI 80 - 220÷240V

2700K

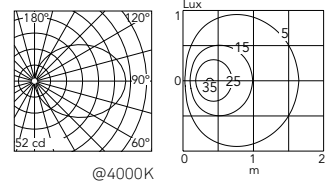
- FA50320201
- FA50320206
- FA50320212
- FA50320218
- FA50320230
- FA50320233

3000K

- FA50300201
- FA50300206
- FA50300212
- FA50300218
- FA50300230
- FA50300233

4000K

- FA50300901
- FA50300906
- FA50300912
- FA50300918
- FA50300930
- FA50300933



Double Emission

Power Led: 11W - 2x360 lm ≠ OUTPUT 2x123 lm - 2700K/CRI 80 - 220÷240V / 11W - 2x360 lm ≠ OUTPUT 2x123 lm - 3000K/CRI 80 - 220÷240V / 11W - 2x360 lm ≠ OUTPUT 2x123 lm - 4000K/CRI 80 - 220÷240V

2700K

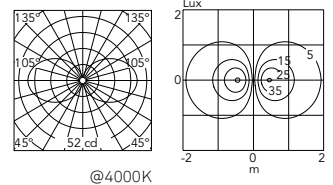
- FA50320401
- FA50320406
- FA50320412
- FA50320418
- FA50320430
- FA50320433

3000K

- FA50300401
- FA50300406
- FA50300412
- FA50300418
- FA50300430
- FA50300433

4000K

- FA50301001
- FA50301006
- FA50301012
- FA50301018
- FA50301030
- FA50301033

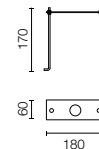


Talia: Accessori / Accessories

Piastra tirafondi.

Base plate with bolt.

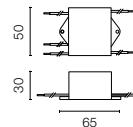
FA139



Dispositivo di protezione per il sovraccarico. 275Vac. Corrente massima di scarica 10KA (8/29µs). Massima corrente operativa 5A. Adatto per la connessione in serie. IP66.

Surge protection device. 275Vac. Maximum discharge current 10KA (8/20µs). Maximum operating current 5A. Suitable for series connection. IP66.

F990E00A000



Sistema di giunzione IP68 a 2 vie 4 poli. (ø7÷12mm cavo).

2 way terminal block 4 poles IP68. (ø7÷12mm cable).

F990C040000

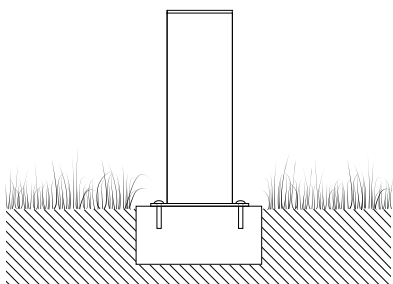


Metodo di fissaggio corretto

Paletto fissato su un plinto in cemento + viti di fissaggio idonee.

Correct Fixing Method

Bollard fixed on plinth + plug.

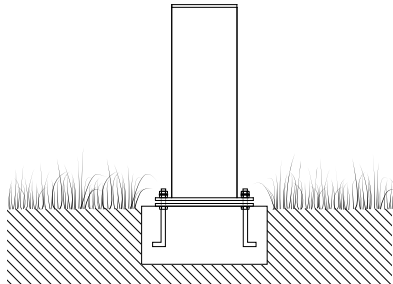


Metodo di fissaggio corretto

Paletto fissato su un piccolo in cemento + piastra di ancoraggio e tirafondi.

Correct Fixing Method

Bollard fixed on plinth + fixing bolts.

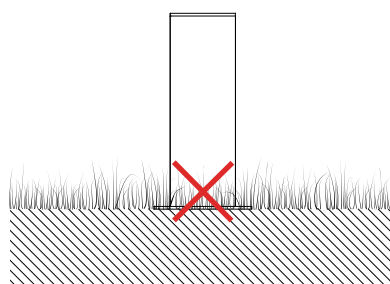


Metodo di fissaggio non corretto

Non fissare il paletto direttamente sul terreno.

Incorrect Fixing Method

Do not fix the bollard directly on the ground.



Real Matter

Designed by Piero Lissoni





Real Matter



Famiglia / Family

Real Matter



Low - Power Led

3W

71 lm - 2700K/CRI 80

82 lm - 3000K/CRI 80

2200K available on request.

Colori / Colours



44 Brushed Gold



47 Brushed Bronze



55 Brushed Stainless
Steel



66 Polished Copper

Descrizione / Description

Apparecchio da esterni per installazione a incasso a parete con fonte di luce a LED.

Corpo in acciaio inox AISI 316L trattato con processo PVD (Physical Vapour Deposition). Grazie a questo innovativo trattamento, dopo il processo di lucidatura o spazzolatura secondo la finitura scelta, le superfici del Real Matter sono ricoperte da un sottile film di metalli come zirconio e titanio che, combinandosi con l'acciaio a livello molecolare, ne aumentano le caratteristiche di resistenza sia meccanica che agli agenti atmosferici, permettendo la realizzazione di finiture pregiate e durevoli.

Diffusore in policarbonato stabilizzato ai raggi UV.

L'apparecchio è fornito con due cavi di alimentazione uscenti L 200mm e con un kit per la connessione a tenuta IP. È necessario utilizzare una cassaforma, da ordinare separatamente.

L'alimentatore elettrico a 24V può essere installato in remoto o alloggiato posteriormente all'apparecchio nella cassaforma.

Prodotto in 3 differenti versioni in base alla modalità di installazione:

- in muratura o in cemento con apposita cassaforma da incasso.
- in parete di cartongesso con apposite molle.
- in muratura o in cemento senza cassaforma da incasso: l'apparecchio viene incollato direttamente sulla superficie.

Luminaire for outdoor use for built-in installation on the wall with LED light source.

Body made of stainless steel AISI 316L treated with the PVD process (Physical Vapour Deposition). Thanks to this innovative treatment, after the polishing or brushing process, according to the finishing choice, the surfaces of Real Matter are coated with a thin film of metals such as zirconium and titanium which, combining with the steel at the molecular level, increase the characteristics of resistance to both mechanical and to atmospheric agents, allowing the realization of elegant and durable finishings.

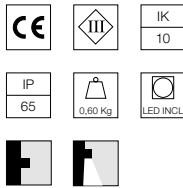
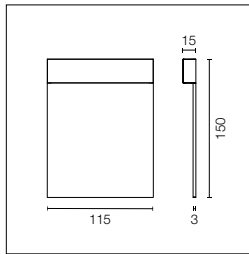
UV-stabilized polycarbonate diffuser.

The luminaire is provided with two L 200 mm length outgoing power cables and with a kit for the hermetic IP connection. It is necessary to use an installation box, to be ordered separately.

24V power supply may be installed remotely or housed at the back of the luminaire in the box for installation.

3 version available select the model suitable for your type of installation:

- in concrete surface with recessed box to.
- in plasterboard surface supplied with springs.
- on solid surface no recessed box needed, the fixtures is directly glued on the surface.



Alimentazione elettrica remota 24V da ordinare separatamente. Apparecchio fornito con due cavi di alimentazione da 200 mm e kit per la connessione IP. Prodotto in 3 differenti versioni; ordinare il codice corretto in base alla modalità di installazione:

- in muratura o in cemento con apposita cassaforma da incasso da ordinare separatamente.
- in parete di cartongesso con apposite molle incluse (per contropareti spessore min 5 mm- max 20 mm).
- in muratura o in cemento senza cassaforma da incasso: l'apparecchio viene incollato direttamente sulla superficie (collante da scegliere a cura dell'installatore in base al materiale su cui andrà installato l'apparecchio).

Remote power supply 24V to be ordered separately. The fixture is prewired with 200mm cable and an IP connection kit. 3 version available (select the model suitable for your type of installation):

- in concrete surface with recessed box to be ordered separately.
- in plasterboard surface (surface thickness min 5mm- max20mm) model supplied with springs.
- on solid surface no recessed box needed, the fixtures is directly glued on the surface (type of gluing to be select by the operator based on the type of surface).

2200K disponibile su richiesta.

2200K available on request.

Low-Power Led: 3W - 180 lm ≠ FIXT 71 lm - 2700K/CRI 80 - 24V / 3W - 200 lm ≠ FIXT 82 lm - 3000K/CRI 80 - 24V

2700K

Installazione in muratura con cassaforma/
Installation in masonry with box for installation

- F5960044
- F5960047
- F5960055
- F5960066

3000K

- F5961044
- F5961047
- F5961055
- F5961066

Installazione in parete di cartongesso (min 5mm - max 20mm)/
Installation in plasterboard wall

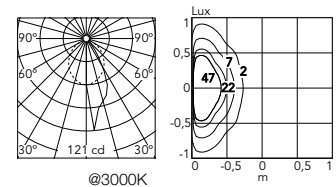
- F5980044
- F5980047
- F5980055
- F5980066

- F5981044
- F5981047
- F5981055
- F5981066

Installazione in muratura senza cassaforma/
Installation in masonry without box for installation

- F5970044
- F5970047
- F5970055
- F5970066

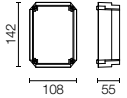
- F5971044
- F5971047
- F5971055
- F5971066



Cassaforma per muratura o parete in cemento.

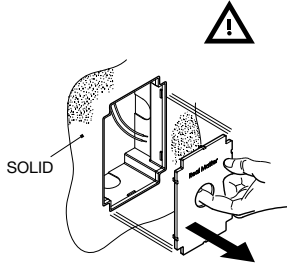
Box for installation for masonry or concrete wall.

F5962000



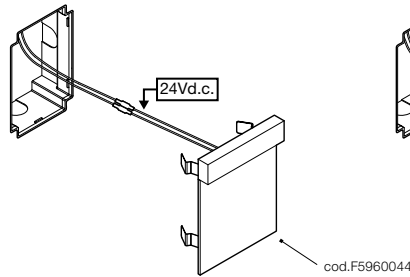
Installazione in Muratura con Cassaforma / Installation in Masonry with Box for Installation

cassaforma a filo parete
flush with the installation surface

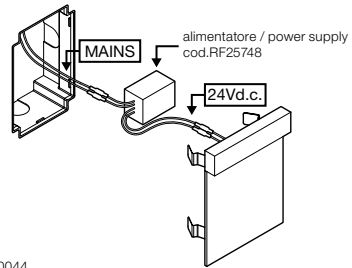


cassaforma / box for installation
cod.F5962000

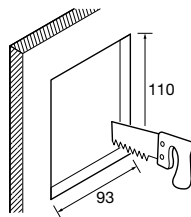
cablaggio con alimentatore remoto
wiring with remote power supply



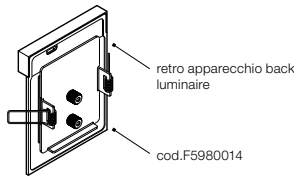
opzionale / optional
cablaggio con alimentatore / wiring with power supply
cod.RF25748



Installazione in Parete di Cartongesso / Installation in Plasterboard Wall

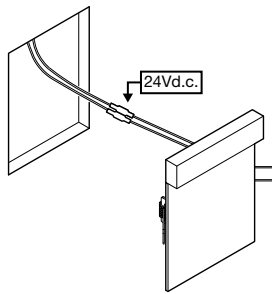


min 5 - max 20

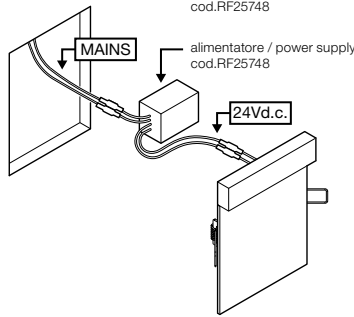


cod.F5980014

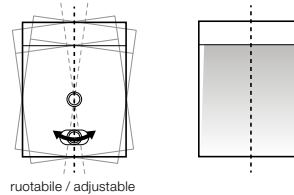
cablaggio con alimentatore remoto wiring
with remote power supply



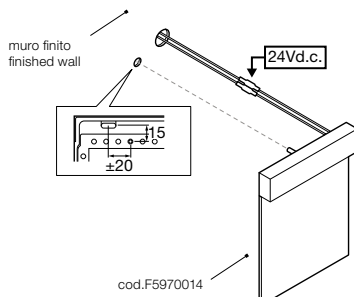
opzionale / optional
cablaggio con alimentatore / wiring with power supply
cod.RF25748



posizione corretta schermo
cover correct positioning

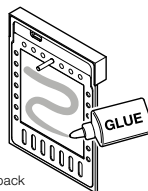


Installazione in Muratura senza Cassaforma / Installation in Masonry without Box for Installation

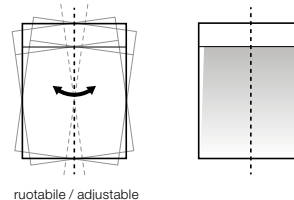


cod.F5970014

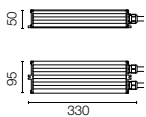

retro apparecchio back
luminaire



posizione corretta schermo
cover correct positioning



Real Matter: Driver / Drivers

Alimentatore 24Vdc 8W / 110-240V IP65 Classe II selv.	Power supply 24Vdc 8W / 110-240V IP65 Class II selv.	*RF25748		
Può essere alloggiato nella cassaforma F5962000.	It can be housed in installation box F5962000.			
Alimentatore per installazione remota 24Vdc 10W / 110-240V IP20 Classe II selv.	Power supply for remote installation 24Vdc 10W / 110-240V IP20 Class II selv.	*RF25747		
Alimentatore per installazione remota 24Vdc 20W / 220-240V IP67 Classe II selv.	Power supply for remote installation 24Vdc 20W / 220-240V IP67 Class II selv.	*RF25752		
Alimentatore per installazione remota 24Vdc 50W / 120-240V IP67 Classe II selv.	Power supply for remote installation 24Vdc 50W / 120-240V IP67 Class II selv.	*RF25755		
Alimentatore 24Vdc 35W / 120-270V IP67 Classe II selv.	Power supply 24Vdc 35W / 120-270V IP67 Class II selv.	*F990B23AZ00		
Alimentatore per installazione remota 24Vdc 70W / 220-240V IP67 Classe II selv.	Power supply for remote installation 24Vdc 70W / 220-240V IP67 Class II selv.	*RF25749		
Alimentatore per installazione remota 24Vdc 96W / 120-240V IP67 Classe II selv.	Power supply for remote installation 24Vdc 96W / 120-240V IP67 Class II selv.	*RF25756		

* Numero massimo di apparecchi per alimentatore / Maximum number of luminaires per power supply.

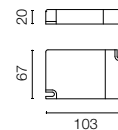
Numero massimo di apparecchi per alimentatore (Vin220÷240). Dati indicativi da verificare con le specifiche condizioni di installazione.	Maximum number of luminaires per power supply. (220÷240 V). These data must be checked taking into account the specific installation conditions.	Acc.	
		Acc. RF25748	2
		Acc. RF25747	3
		Acc. RF25757	3
		Acc. RF25752	5
		Acc. F990B23AZ00	9
		Acc. RF25755	13
		Acc. RF25749	19
		Acc. RF25756	27

Real Matter: Driver / Drivers

Alimentatore per installazione remota 24Vdc 17W / 110-240V (15W@110V) IP20 Classe II selv.

Power supply for remote installation 24Vdc 17W / 110-240V (15W@110V) IP20 Class II selv.

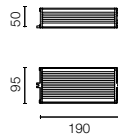
*RF25750
 Dimmable 1-10V



Alimentatore per installazione remota 24Vdc 20W / 110-240Vdc (15W@110V) IP67 Classe II selv.

Power supply for remote installation 24Vdc 20W / 110-240Vdc (15W@110V) IP67 Class II selv.

*RF26387.A
 Dimmable DALI



* Numero massimo di apparecchi per alimentatore / Maximum number of luminaires per power supply.

Numero massimo di apparecchi per alimentatore (Vin220÷240). Dati indicativi da verificare con le specifiche condizioni di installazione.

Maximum number of luminaires per power supply. (220÷240 V). These data must be checked taking into account the specific installation conditions.

Acc. RF25750	4
Acc. RF26387.A	5

My Way

Designed by Piero Lissoni







Famiglia / Family

My Way 110 x 100



Mid - Power Led

5W

188 lm - 2700K/CRI 80

211 lm - 3000K/CRI 80

221 lm - 4000K/CRI 80

My Way 110 x 200



Mid - Power Led

13W

657 lm - 2700K/CRI 80

763 lm - 3000K/CRI 80

801 lm - 4000K/CRI 80

My Way 210 x 200



Mid - Power Led

13W

669 lm - 2700K/CRI 80

777 lm - 3000K/CRI 80

817 lm - 4000K/CRI 80

Colori / Colours



01 White



06 Grey



12 Forest Green



18 Deep Brown



30 Black



33 Anthracite

Descrizione / Description

Apparecchio da esterni per installazione a incasso a parete con fonte di luce a LED.

Corpo in alluminio pressofuso EN AB-47100 (a basso contenuto di rame).

Rivestimento ad alta resistenza: dopo un trattamento di sabbiatura di tutti i componenti per rendere la superficie porosa e garantire una maggiore adesione della vernice, è applicato il rivestimento esterno con un doppio strato con polveri secondo lo standard QUALICOAT. Il primo strato di polvere epossidica dà resistenza chimica e meccanica, il secondo strato di finitura di polvere poliestere assicura resistenza ai raggi UV ed agli agenti atmosferici.

Le superfici verniciate sono trattate con lavaggi alcalini e acidi, risciacquate con acqua demineralizzata e sottoposte a un trattamento di conversione chimica per proteggere contro l'ossidazione.

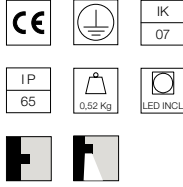
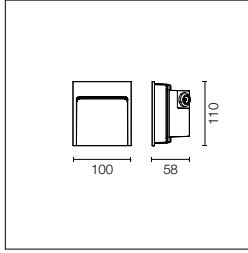
Diffusore in policarbonato satinato, stabilizzato ai raggi UV, incollato alla testa del prodotto per garantire la tenuta all'acqua.

Luminaire for outdoor use for built-in installation on the wall with LED light source.

Aluminum die-cast body EN AB-47100 (low copper content). High-resistance coating: after a sandblasting treatment of all components to make the surface porous and ensure a greater adhesion of the paint, the external coating is applied with a double layer with epoxy powders according to the QUALICOAT standard. The first layer of epoxy powder gives chemical and mechanical resistance, the second finishing layer of polyester powder ensures resistance to UV rays and atmospheric agents.

The painted surfaces are treated with alkaline and acidic washes, then rinsed with demineralized water, subjected to a chemical conversion treatment to protect against oxidation. Frosted polycarbonate diffuser, UV-stabilised, glued to the head of the product to ensure a watertight seal.

My Way 110x100



Alimentazione elettrica
110/240V integrata. Dotata di
uno spezzone di cavo uscente
in neoprene di 120 mm e
sistema di connessione su cavo
IP67.
Versione dimmerabile a
richiesta.

Integrated 110/240V power
supply. Supplied with a 120 mm
length outgoing neoprene cable
and IP67 cable connection
system.
Dimmable version on request.

Mid-Power Led: 5W - 421 lm ≠ FIXT 188 lm - 2700K/CRI 80 - 100-240V / 5W - 490 lm ≠ FIXT 211 lm - 3000K/CRI 80 - 100-240V /
5W - 514 lm ≠ FIXT 221 lm - 4000K/CRI 80 - 100-240V

2700K

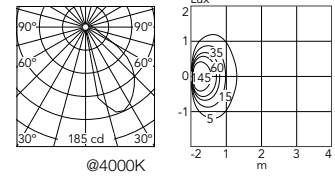
- F4350001
- F4350006
- F4350012
- F4350018
- F4350030
- F4350033

3000K

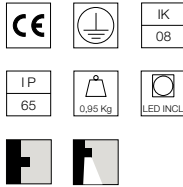
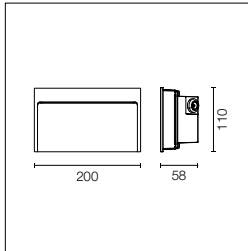
- F4351001
- F4351006
- F4351012
- F4351018
- F4351030
- F4351033

4000K

- F4352001
- F4352006
- F4352012
- F4352018
- F4352030
- F4352033



My Way 110x200



Alimentazione elettrica
220/240V integrata. Dotata di
uno spezzone di cavo uscente in
neoprene di 120 mm e sistema
di connessione su cavo IP67.

Integrated 220/240V power
supply. Supplied with a 120 mm
length outgoing neoprene cable
and IP67 cable connection
system.

Mid-Power Led: 13W - 1357 lm ≠ FIXT 657 lm - 2700K/CRI 80 - 220-240V / 13W - 1577 lm ≠ FIXT 763 lm - 3000K/CRI 80 - 220-240V /
13W - 1656 lm ≠ FIXT 801 lm - 4000K/CRI 80 - 220-240V

2700K

Non Dimmable

- F4353001
- F4353006
- F4353012
- F4353018
- F4353030
- F4353033

1-10V

- F4353001-310
- F4353006-310
- F4353012-310
- F4353018-310
- F4353030-310
- F4353033-310

Dali

- F4353001-300
- F4353006-300
- F4353012-300
- F4353018-300
- F4353030-300
- F4353033-300

3000K

Non Dimmable

- F4354001
- F4354006
- F4354012
- F4354018
- F4354030
- F4354033

1-10V

- F4354001-310
- F4354006-310
- F4354012-310
- F4354018-310
- F4354030-310
- F4354033-310

Dali

- F4354001-300
- F4354006-300
- F4354012-300
- F4354018-300
- F4354030-300
- F4354033-300

4000K

Non Dimmable

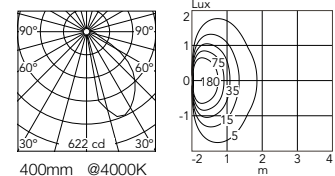
- F4355001
- F4355006
- F4355012
- F4355018
- F4355030
- F4355033

1-10V

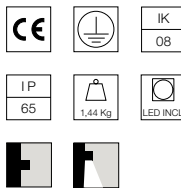
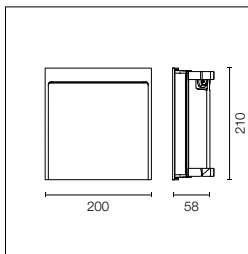
- F4355001-310
- F4355006-310
- F4355012-310
- F4355018-310
- F4355030-310
- F4355033-310

Dali

- F4355001-300
- F4355006-300
- F4355012-300
- F4355018-300
- F4355030-300
- F4355033-300



My Way 210x200



Alimentazione elettrica
220/240V integrata. Dotata di un
doppio pressacavo in materiale
plastico per sezione cavi
7,5< ϕ <9,5 mm.

Integrated 220/240V power supply.
Supplied with a double length in
plastic material for 7.5< ϕ <9.5 mm
section cables.

Mid-Power Led: 13W - 1357 lm \neq FIXT 669 lm - 2700K/CRI 80 - 220-240V / 13W - 1577 lm \neq FIXT 777 lm - 3000K/CRI 80 - 220-240V /
13W - 1656 lm \neq FIXT 817 lm - 4000K/CRI 80 - 220-240V

2700K

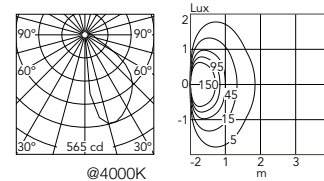
- Non Dimmable
- F4356001
 - F4356006
 - F4356012
 - F4356018
 - F4356030
 - F4356033
- 1-10V
- F4356001-310
 - F4356006-310
 - F4356012-310
 - F4356018-310
 - F4356030-310
 - F4356033-310
- Dali
- F4356001-300
 - F4356006-300
 - F4356012-300
 - F4356018-300
 - F4356030-300
 - F4356033-300

3000K

- Non Dimmable
- F4357001
 - F4357006
 - F4357012
 - F4357018
 - F4357030
 - F4357033
- 1-10V
- F4357001-310
 - F4357006-310
 - F4357012-310
 - F4357018-310
 - F4357030-310
 - F4357033-310
- Dali
- F4357001-300
 - F4357006-300
 - F4357012-300
 - F4357018-300
 - F4357030-300
 - F4357033-300

4000K

- Non Dimmable
- F4358001
 - F4358006
 - F4358012
 - F4358018
 - F4358030
 - F4358033
- 1-10V
- F4358001-310
 - F4358006-310
 - F4358012-310
 - F4358018-310
 - F4358030-310
 - F4358033-310
- Dali
- F4358001-300
 - F4358006-300
 - F4358012-300
 - F4358018-300
 - F4358030-300
 - F4358033-300



My Way: Accessori / Accessories


Cassaforma.	Box for installation.	My Way 100x110 F4301000		
Cassaforma.	Box for installation.	My Way 200x110 F4302000		
Cassaforma.	Box for installation.	My Way 200x210 F4303000		
Sistema di giunzione IP68 H2O Stop anti-condensa a 2 vie 4 poli. (ϕ 5,5 \div 12mm cavo).	2 way terminal block 4 poles IP68 H2O Stop. (ϕ 5,5 \div 12mm cable).	F990C00A000		
Dispositivo di protezione per il sovraccarico. 275Vac. Corrente massima di scarica 10KA (8/29us). Massima corrente operativa 5A. Adatto per la connessione in serie. IP66.	Surge protection device. 275Vac. Maximum discharge current 10KA (8/20us). Maximum operating current 5A. Suitable for series connection. IP66.	F990E00A000		

Camouflage

Designed by Piero Lissoni







Camouflage

Famiglia / Family

Camouflage 140



Mid - Power Led

8W

474 lm - 2700K/CRI 80

551 lm - 3000K/CRI 80

579 lm - 4000K/CRI 80

Camouflage 240



Mid - Power Led


12W

773 lm - 2700K/CRI 80

898 lm - 3000K/CRI 80

944 lm - 4000K/CRI 80

Colori / Colours



00 Primer



01 White



06 Grey



12 Forest Green



18 Deep Brown



30 Black



33 Anthracite

Camouflage Stone



87 Basaltina Stone



89 Concrete



90 Crema d'Orcia Stone

Descrizione / Description

Collezione di prodotti da esterno, per installazione a parete con fonte di luce a LED.

Corpo dissipante in alluminio con diffusore in policarbonato trasparente.

Le finiture pietra Crema D'Orcia e Basaltina sono realizzate fissando mediante collante ad altissima resistenza una placca di pietra creata attraverso processo di lavorazione meccanica dal pieno.

La finitura calcestruzzo è realizzata fissando mediante collante monocomponente ad altissima resistenza una placca realizzata in cemento colato rinforzato con fibra di vetro. La versione Primer va verniciata dopo l'installazione con normali colorazioni a base acquosa (tempere, stucchi, vernici ad acqua) per garantire la massima omogeneità con l'architettura. Le versioni in alluminio sono finite con un rivestimento ad alta resistenza: dopo un trattamento di sabbiatura di tutti i componenti per rendere la superficie porosa e garantire una maggiore adesione della vernice, è applicato il rivestimento esterno con un doppio strato con polveri secondo lo standard QUALICOAT. Il primo strato di polvere epossidica dà resistenza chimica e meccanica, il secondo strato di finitura di polvere poliestere assicura resistenza ai raggi UV ed agli agenti atmosferici.

Le superfici verniciate sono trattate con lavaggi alcalini e acidi, risciacquate con acqua demineralizzata, e sottoposte a un trattamento di conversione chimica per proteggere contro l'ossidazione.

Prima valutazione commerciale e tecnica, è possibile realizzare versioni personalizzate con altri materiali a richiesta.

Collection of products for outdoor use, for wall installation with LED light source

Dissipating aluminum body with diffuser in transparent polycarbonate.

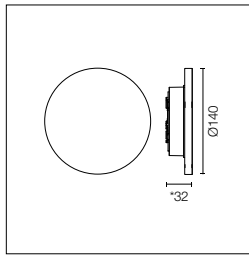
The Crema d'Orcia and Basaltina stone finishes are made by fastening high-strength, high-resistance adhesive to a stone plate created by means of mechanical machining from a solid block.

The concrete finishing is made by fastening a poured cement plate reinforced with fiberglass using a single component high strength, high-resistance adhesive. The Primer version is painted after installation with normal water-based colors (tempera, stucco, water-based paints) to ensure maximum uniformity with the architecture.

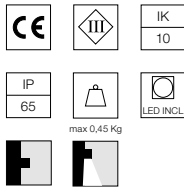
The aluminum versions are finished with a high-resistance coating: after a sandblasting treatment of all components to make the surface porous and ensure a greater adhesion of the paint, the external coating is applied with a double layer with epoxy powders according to the QUALICOAT standard. The first layer of epoxy powder gives chemical and mechanical resistance, the second finishing layer of polyester powder ensures resistance to UV rays and atmospheric agents.

The painted surfaces are treated with alkaline and acidic washes, then rinsed with demineralized water, subjected to a chemical conversion treatment to protect against oxidation. Upon commercial and technical evaluation, it is possible to create customized versions with other materials on request.

Camouflage 140



*Concrete, crema d'orcio, basaltina H = 35 mm.



Alimentazione elettrica remota da 24V da ordinare separatamente. Include cavo di alimentazione di 100 mm. L'alimentatore può essere installato remoto (cassaforma non necessaria) o alloggiato posteriormente all'apparecchio mediante apposita cassaforma opzionale.

24V remote power supply to be ordered separately. Includes power cable of 100 mm. The power supply can be installed remotely (installation box not required) or housed at the back of the luminaire in the optional installation box.

Mid-Power Led: 8W - 786 lm ≠ FIXT 474 lm - 2700K/CRI 80 - 24V / 8W - 913 lm ≠ FIXT 551 lm - 3000K/CRI 80 - 24V / 8W - 960 lm ≠ FIXT 579 lm - 4000K/CRI 80 - 24V

2700K

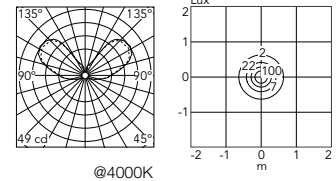
- F1310000
- F1310001
- F1310006
- F1310012
- F1310018
- F1310030
- F1310033
- F1310087
- F1310089
- F1310090

3000K

- F1311000
- F1311001
- F1311006
- F1311012
- F1311018
- F1311030
- F1311033
- F1311087
- F1311089
- F1311090

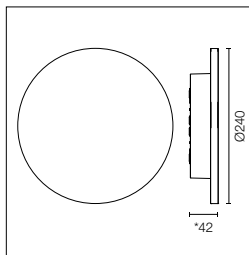
4000K

- F1312000
- F1312001
- F1312006
- F1312012
- F1312018
- F1312030
- F1312033
- F1312087
- F1312089
- F1312090

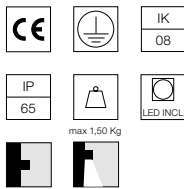


Dimmable 1-10V with code RF25750
Dimmable Dali with code RF26387.A

Camouflage 240



*Concrete, crema d'orcio, basaltina H = 48 mm.



Alimentazione elettrica 220/240V integrata. Dotata di uno spezzone di cavo uscente in neoprene di 1000 mm. Versione 110V disponibile a richiesta.

Integrated 220/240V power supply. Supplied with a 1000 mm length outgoing neoprene cable. Version 110V upon request.

Mid-Power Led: 12W - 1281 lm ≠ FIXT 773 lm - 2700K/CRI 80 - 220-240V / 12W - 1488 lm ≠ FIXT 898 lm - 3000K/CRI 80 - 220-240V / 12W - 1563 lm ≠ FIXT 944 lm - 4000K/CRI 80 - 220-240V

2700K

Non Dimmable

- F1315000
- F1315001
- F1315006
- F1315012
- F1315018
- F1315030
- F1315033
- F1315087
- F1315089
- F1315090
- 1-10V
- F1315000-310
- F1315001-310
- F1315006-310
- F1315012-310
- F1315018-310
- F1315030-310
- F1315033-310
- F1315087-310
- F1315089-310
- F1315090-310
- Dali
- F1315000-300
- F1315001-300
- F1315006-300
- F1315012-300
- F1315018-300
- F1315030-300
- F1315033-300
- F1315087-300
- F1315089-300
- F1315090-300

3000K

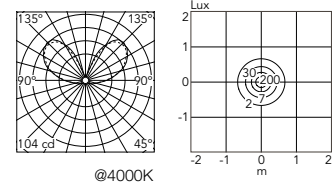
Non Dimmable

- F1316000
- F1316001
- F1316006
- F1316012
- F1316018
- F1316030
- F1316033
- F1316087
- F1316089
- F1316090
- 1-10V
- F1316000-310
- F1316001-310
- F1316006-310
- F1316012-310
- F1316018-310
- F1316030-310
- F1316033-310
- F1316087-310
- F1316089-310
- F1316090-310
- Dali
- F1316000-300
- F1316001-300
- F1316006-300
- F1316012-300
- F1316018-300
- F1316030-300
- F1316033-300
- F1316087-300
- F1316089-300
- F1316090-300

4000K

Non Dimmable

- F1317000
- F1317001
- F1317006
- F1317012
- F1317018
- F1317030
- F1317033
- F1317087
- F1317089
- F1317090
- 1-10V
- F1317000-310
- F1317001-310
- F1317006-310
- F1317012-310
- F1317018-310
- F1317030-310
- F1317033-310
- F1317087-310
- F1317089-310
- F1317090-310
- Dali
- F1317000-300
- F1317001-300
- F1317006-300
- F1317012-300
- F1317018-300
- F1317030-300
- F1317033-300
- F1317087-300
- F1317089-300
- F1317090-300

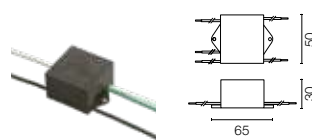


Camouflage 140: Accessori / Accessories

Dispositivo di protezione per il sovraccarico. 275 Vac. Corrente massima di scarica 10KA (8/29us). Massima corrente operativa 5A. Adatto per la connessione in serie. IP66.

Surge protection device. 275Vac. Maximum discharge current 10KA (8/20us). Maximum operating current 5A. Suitable for series connection. IP66.

F990E00A000



Cassaforma.

Box for installation.


F1318000



Fissaggio a Parete / Installation on Wall

Option 1

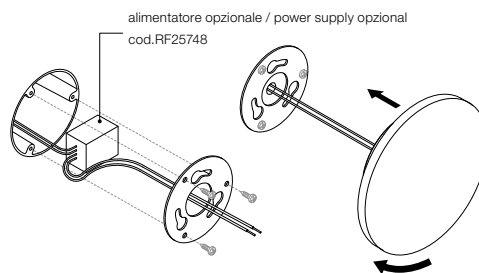
Senza cassaforma / Surface installation



alimentatore remoto 24Vdc
remote power supply 24Vdc

Option 2


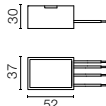

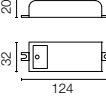

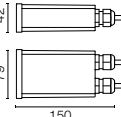

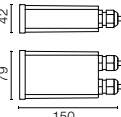

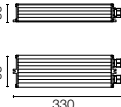

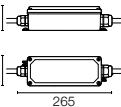

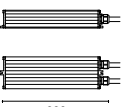


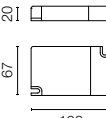


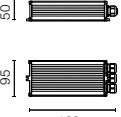
Con cassaforma / Recessed box installation



cassaforma a filo parete
flush with the installation surface

cassaforma / instillation box
cod.F1318000

Camouflage: Driver / Drivers

Alimentatore per installazione remota 24Vdc 8W / 110-240V IP65 Classe II selv.	Power supply for remote installation 24Vdc 8W / 110-240V IP65 Class II selv.	*RF25748		
Può essere alloggiato nella cassaforma F1318000.	It can be housed in installation box F1318000.			
Alimentatore per installazione remota 24Vdc 10W / 110-240V IP20 Classe II selv.	Power supply for remote installation 24Vdc 10W / 110-240V IP20 Class II selv.	*RF25747		
Alimentatore per installazione remota 24Vdc 20W / 220-240V IP67 Classe II selv.	Power supply for remote installation 24Vdc 20W / 220-240V IP67 Class II selv.	*RF25752		
Alimentatore 24Vdc 35W / 120-270V IP67 Classe II selv.	Power supply 24Vdc 35W / 120-270V IP67 Class II selv.	*F990B23AZ00		
Alimentatore per installazione remota 24Vdc 50W / 120-240V IP67 Classe II selv.	Power supply for remote installation 24Vdc 50W / 120-240V IP67 Class II selv.	*RF25755		
Alimentatore per installazione remota 24Vdc 70W / 220-240V IP67 Classe II selv.	Power supply for remote installation 24Vdc 70W / 220-240V IP67 Class II selv.	*RF25749		
Alimentatore per installazione remota 24Vdc 96W / 120-240V IP67 Classe II selv.	Power supply for remote installation 24Vdc 96W / 120-240V IP67 Class II selv.	*RF25756		
Alimentatore per installazione remota 24Vdc 17W / 110-240V (15W@110V) IP20 Classe II selv.	Power supply for remote installation 24Vdc 17W / 110-240V (15W@110V) IP20 Class II selv.	*RF25750 		
Alimentatore per installazione remota 24Vdc 20W / 110-240Vdc (15W@110V) IP67 Classe II selv.	Power supply for remote installation 24Vdc 20W / 110-240Vdc (15W@110V) IP67 Class II selv.	*RF26387.A 		

* Numero massimo di apparecchi per alimentatore / Maximum number of luminaires per power supply.

Numero massimo di apparecchi per alimentatore (Vin220÷240). Dati indicativi da verificare con le specifiche condizioni di installazione.	Maximum number of luminaires per power supply. (220÷240 V). These data must be checked taking into account the specific installation conditions.	Acc. RF25748	1	Acc. RF25755	5
		Acc. RF25747	1	Acc. RF25749	7
		Acc. RF25757	1	Acc. RF25756	9
		Acc. RF25752	2	Acc. RF25750	2
		Acc. F990B23AZ00	3	Acc. RF26387.A	2

Climber

Designed by Piero Lissoni







Climber

Famiglia / Family

Climber 87



**Down
Power Led**

7W
387 lm - 2700K/CRI 80
419 lm - 3000K/CRI 80
451 lm - 4000K/CRI 80
[2200K available on request.](#)

**Up&Down
Power Led**

12W
2x387 lm - 2700K/CRI 80
2x419 lm - 3000K/CRI 80
2x451 lm - 4000K/CRI 80
[2200K available on request.](#)

Climber 175



**Down
Power Led**

12W
721 lm - 2700K/CRI 80
781 lm - 3000K/CRI 80
841 lm - 4000K/CRI 80
[2200K available on request.](#)

**Up&Down
Power Led**

21W
2x721 lm - 2700K/CRI 80
2x781 lm - 3000K/CRI 80
2x841 lm - 4000K/CRI 80
[2200K available on request.](#)

Climber 275



**Down
Power Led**

21W
1240 lm - 2700K/CRI 80
1344 lm - 3000K/CRI 80
1447 lm - 4000K/CRI 80
[2200K available on request.](#)

**Up&Down
Power Led**

40W
2x1240 lm - 2700K/CRI 80
2x1344 lm - 3000K/CRI 80
2x1447 lm - 4000K/CRI 80
[2200K available on request.](#)

Colori / Colours



01 White



06 Grey



12 Forest Green



18 Deep Brown



30 Black



33 Anthracite

Descrizione / Description

Apparecchio da esterni per installazione a parete con fonte di luce a LED.

Versioni bi-emissione e mono emissione verso il basso.

Corpo in alluminio pressofuso EN AB-47100, a basso contenuto di rame, con alloggiamento ottiche asimmetrico: l'ottica nella parte inferiore è arretrata e protetta da uno scurello per limitare l'abbagliamento molesto e massimizzare il confort visivo. Nella versione bi-emissione, il vetro di chiusura dell'ottica superiore è a filo con il bordo lampada per evitare depositi d'acqua.

I diffusori in vetro microtesturizzato sono incollati per garantire l'impermeabilità, e testurizzati per assicurare l'uniformità del fascio luminoso generato da ogni singolo LED, mantenendo un'ottima efficienza luminosa.

Rivestimento ad alta resistenza: dopo un trattamento di sabbiatura di tutti i componenti per rendere la superficie porosa e garantire una maggiore adesione della vernice, è applicato il rivestimento esterno con un doppio strato con polveri secondo lo standard QUALICOAT. Il primo strato di polvere epossidica dà resistenza chimica e meccanica, il secondo strato di finitura di polvere poliestere assicura resistenza ai raggi UV ed agli agenti atmosferici.

Le superfici verniciate sono trattate con lavaggi alcalini e acidi, risciacquate con acqua demineralizzata e sottoposte a un trattamento di conversione chimica per proteggere contro l'ossidazione.

Luminaire for outdoor use for installation on the wall with LED light supply.

Bi-emission and mono-emission versions pointing downwards.

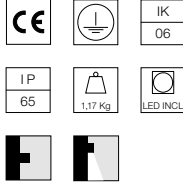
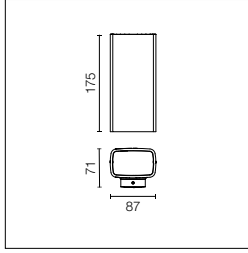
Aluminum die-cast body EN AB-47100, low copper content with asymmetrical optics housing: the optics in the lower part is retracted and protected by a shutter to restrict annoying glare and maximize visual comfort. In the bi-emission version, the glass of the closure of the upper optics is flush with the edge of the light in order to prevent water deposits.

The micro-texturized glass diffusers are glued to ensure water resistance and textured to ensure a uniform light beam generated by each single LED, maintaining excellent luminous efficiency.

High-resistance coating: after a sandblasting treatment of all components to make the surface porous and ensure a greater adhesion of the paint, the external coating is applied with a double layer with epoxy powders according to the QUALICOAT standard. The first layer of epoxy powder gives chemical and mechanical resistance, the second finishing layer of polyester powder ensures resistance to UV rays and atmospheric agents.

The painted surfaces are treated with alkaline and acidic washes, then rinsed with demineralized water, subjected to a chemical conversion treatment to protect against oxidation.

Climber 87 Down



Alimentazione elettrica 110/240V integrata. Dotata di uno spezzone di cavo uscente in neoprene di 80 mm. A richiesta versione mono emissione verso l'alto/ UP.

Integrated 110/240V power supply. Supplied with an 80 mm length outgoing neoprene cable. Upwards, single emission version, available upon request.

2200K disponibile su richiesta.

2200K available on request.

Power Led: 7W - 432 lm ≠ *FIXT 387 lm - 2700K/CRI 80 - 110-240V / 7W - 468 lm ≠ *FIXT 419 lm - 3000K/CRI 80 - 110-240V / 7W - 504 lm ≠ *FIXT 451 lm - 4000K/CRI 80 - 110-240V / *FIXT lm = Spot Optic

Optic Spot

2700K

Non Dimmable

- F1110001
- F1110006
- F1110012
- F1110018
- F1110030
- F1110033
- 1-10V
- F1110001-310
- F1110006-310
- F1110012-310
- F1110018-310
- F1110030-310
- F1110033-310
- Dali
- F1110001-300
- F1110006-300
- F1110012-300
- F1110018-300
- F1110030-300
- F1110033-300

3000K

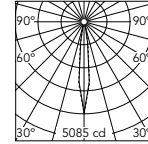
Non Dimmable

- F1112001
- F1112006
- F1112012
- F1112018
- F1112030
- F1112033
- 1-10V
- F1112001-310
- F1112006-310
- F1112012-310
- F1112018-310
- F1112030-310
- F1112033-310
- Dali
- F1112001-300
- F1112006-300
- F1112012-300
- F1112018-300
- F1112030-300
- F1112033-300

4000K

Non Dimmable

- F1114001
- F1114006
- F1114012
- F1114018
- F1114030
- F1114033
- 1-10V
- F1114001-310
- F1114006-310
- F1114012-310
- F1114018-310
- F1114030-310
- F1114033-310
- Dali
- F1114001-300
- F1114006-300
- F1114012-300
- F1114018-300
- F1114030-300
- F1114033-300



Beam Angle: 14°

h(m)	E(lx)	D(m)
1	5085	0.23
2	1271	0.47
3	565	0.70
4	318	0.93
5	203	1.17

Optic Flood

2700K

Non Dimmable

- F1111001
- F1111006
- F1111012
- F1111018
- F1111030
- F1111033
- 1-10V
- F1111001-310
- F1111006-310
- F1111012-310
- F1111018-310
- F1111030-310
- F1111033-310
- Dali
- F1111001-300
- F1111006-300
- F1111012-300
- F1111018-300
- F1111030-300
- F1111033-300

3000K

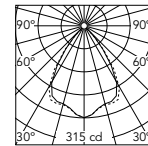
Non Dimmable

- F1113001
- F1113006
- F1113012
- F1113018
- F1113030
- F1113033
- 1-10V
- F1113001-310
- F1113006-310
- F1113012-310
- F1113018-310
- F1113030-310
- F1113033-310
- Dali
- F1113001-300
- F1113006-300
- F1113012-300
- F1113018-300
- F1113030-300
- F1113033-300

4000K

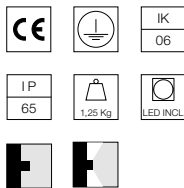
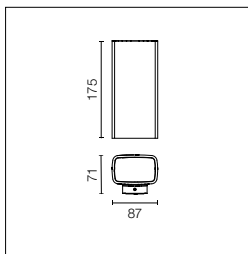
Non Dimmable

- F1115001
- F1115006
- F1115012
- F1115018
- F1115030
- F1115033
- 1-10V
- F1115001-310
- F1115006-310
- F1115012-310
- F1115018-310
- F1115030-310
- F1115033-310
- Dali
- F1115001-300
- F1115006-300
- F1115012-300
- F1115018-300
- F1115030-300
- F1115033-300



Beam Angle: 70°

h(m)	E(lx)	D(m)
1	315	1.42
2	79	2.85
3	35	4.27
4	20	5.70
5	13	7.12



Alimentazione elettrica 110/240V integrata. Dotata di uno spezzone di cavo uscente in neoprene di 80 mm.

Integrated 110/240V power supply. Supplied with an 80 mm length outgoing neoprene cable.

2200K disponibile su richiesta.

2200K available on request.

Power Led: 12W - 2x432 lm ≠ *FIXT 2x392 lm - 2700K/CRI 80 - 110-240V / 12W - 2x468 lm ≠ *FIXT 2x425 lm - 3000K/CRI 80 - 110-240V / 12W - 2x504 lm ≠ *FIXT 2x458 lm - 4000K/CRI 80 - 110-240V / *FIXT lm = Spot Optic

Optic Spot

2700K

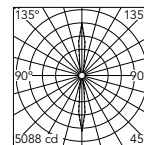
- Non Dimmable
- F1116001
- F1116006
- F1116012
- F1116018
- F1116030
- F1116033
- 1-10V
- F1116001-310
- F1116006-310
- F1116012-310
- F1116018-310
- F1116030-310
- F1116033-310
- Dali
- F1116001-300
- F1116006-300
- F1116012-300
- F1116018-300
- F1116030-300
- F1116033-300

3000K

- Non Dimmable
- F1118001
- F1118006
- F1118012
- F1118018
- F1118030
- F1118033
- 1-10V
- F1118001-310
- F1118006-310
- F1118012-310
- F1118018-310
- F1118030-310
- F1118033-310
- Dali
- F1118001-300
- F1118006-300
- F1118012-300
- F1118018-300
- F1118030-300
- F1118033-300

4000K

- Non Dimmable
- F1120001
- F1120006
- F1120012
- F1120018
- F1120030
- F1120033
- 1-10V
- F1120001-310
- F1120006-310
- F1120012-310
- F1120018-310
- F1120030-310
- F1120033-310
- Dali
- F1120001-300
- F1120006-300
- F1120012-300
- F1120018-300
- F1120030-300
- F1120033-300



Beam Angle DIR: 14°

@4000K

Optic Flood

2700K

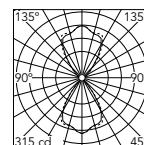
- Non Dimmable
- F1117001
- F1117006
- F1117012
- F1117018
- F1117030
- F1117033
- 1-10V
- F1117001-310
- F1117006-310
- F1117012-310
- F1117018-310
- F1117030-310
- F1117033-310
- Dali
- F1117001-300
- F1117006-300
- F1117012-300
- F1117018-300
- F1117030-300
- F1117033-300

3000K

- Non Dimmable
- F1119001
- F1119006
- F1119012
- F1119018
- F1119030
- F1119033
- 1-10V
- F1119001-310
- F1119006-310
- F1119012-310
- F1119018-310
- F1119030-310
- F1119033-310
- Dali
- F1119001-300
- F1119006-300
- F1119012-300
- F1119018-300
- F1119030-300
- F1119033-300

4000K

- Non Dimmable
- F1121001
- F1121006
- F1121012
- F1121018
- F1121030
- F1121033
- 1-10V
- F1121001-310
- F1121006-310
- F1121012-310
- F1121018-310
- F1121030-310
- F1121033-310
- Dali
- F1121001-300
- F1121006-300
- F1121012-300
- F1121018-300
- F1121030-300
- F1121033-300



Beam Angle DIR: 70°


@4000K

Climber 87: Accessori / Accessories

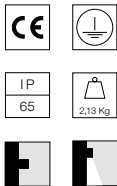
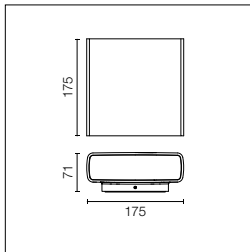
Dispositivo di protezione per il sovraccarico. 275Vac. Corrente massima di scarica 10KA (8/29µs). Massima corrente operativa 5A. Adatto per la connessione in serie. IP66.

Surge protection device. 275Vac. Maximum discharge current 10KA (8/20µs). Maximum operating current 5A. Suitable for series connection. IP66.

F990E00A000



Climber 175 Down



Alimentazione elettrica 110/240V integrata. Dotata di uno spezzone di cavo uscente in neoprene di 80 mm. A richiesta versione mono emissione verso l'alto/ UP.

Integrated 110/240V power supply. Supplied with an 80 mm length outgoing neoprene cable. Upwards, single emission version, available upon request.

2200K disponibile su richiesta.

2200K available on request.

Power Led: 12W - 864 lm ≠ *FIXT 721 lm - 2700K/CRI 80 - 110-240V / 12W - 936 lm ≠ *FIXT 781 lm - 3000K/CRI 80 - 110-240V / 12W - 1008 lm ≠ *FIXT 841 lm - 4000K/CRI 80 - 110-240V / *FIXT lm = Spot Optic

Optic Spot

2700K

Non Dimmable

- F1140001
- F1140006
- F1140012
- F1140018
- F1140030
- F1140033

1-10V

- F1140001-310
- F1140006-310
- F1140012-310
- F1140018-310
- F1140030-310
- F1140033-310

Dali

- F1140001-300.A
- F1140006-300.A
- F1140012-300.A
- F1140018-300.A
- F1140030-300.A
- F1140033-300.A

3000K

Non Dimmable

- F1142001
- F1142006
- F1142012
- F1142018
- F1142030
- F1142033

1-10V

- F1142001-310
- F1142006-310
- F1142012-310
- F1142018-310
- F1142030-310
- F1142033-310

Dali

- F1142001-300.A
- F1142006-300.A
- F1142012-300.A
- F1142018-300.A
- F1142030-300.A
- F1142033-300.A

4000K

Non Dimmable

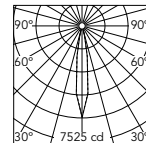
- F1144001
- F1144006
- F1144012
- F1144018
- F1144030
- F1144033

1-10V

- F1144001-310
- F1144006-310
- F1144012-310
- F1144018-310
- F1144030-310
- F1144033-310

Dali

- F1144001-300.A
- F1144006-300.A
- F1144012-300.A
- F1144018-300.A
- F1144030-300.A
- F1144033-300.A



Beam Angle: 14°

h(m)	Et(x)	D(m)
1	7525	0.28
2	1881	0.55
3	836	0.83
4	470	1.10
5	301	1.38

@4000K

Optic Flood

2700K

Non Dimmable

- F1141001
- F1141006
- F1141012
- F1141018
- F1141030
- F1141033

1-10V

- F1141001-310
- F1141006-310
- F1141012-310
- F1141018-310
- F1141030-310
- F1141033-310

Dali

- F1141001-300.A
- F1141006-300.A
- F1141012-300.A
- F1141018-300.A
- F1141030-300.A
- F1141033-300.A

3000K

Non Dimmable

- F1143001
- F1143006
- F1143012
- F1143018
- F1143030
- F1143033

1-10V

- F1143001-310
- F1143006-310
- F1143012-310
- F1143018-310
- F1143030-310
- F1143033-310

Dali

- F1143001-300.A
- F1143006-300.A
- F1143012-300.A
- F1143018-300.A
- F1143030-300.A
- F1143033-300.A

4000K

Non Dimmable

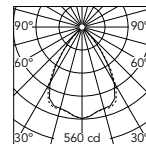
- F1145001
- F1145006
- F1145012
- F1145018
- F1145030
- F1145033

1-10V

- F1145001-310
- F1145006-310
- F1145012-310
- F1145018-310
- F1145030-310
- F1145033-310

Dali

- F1145001-300.A
- F1145006-300.A
- F1145012-300.A
- F1145018-300.A
- F1145030-300.A
- F1145033-300.A

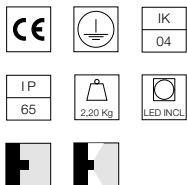
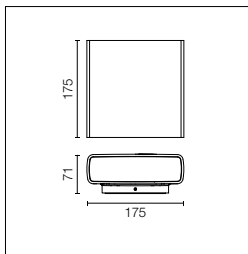


Beam Angle: 70°

h(m)	Et(x)	D(m)
1	560	1.41
2	140	2.83
3	62	4.24
4	35	5.65
5	22	7.06

@4000K

Climber 175 Up&Down



Alimentazione elettrica
220/240V integrata. Dotata di
uno spezzone di cavo uscente in
neoprene di 80 mm.

Integrated 220/240V power
supply. Supplied with an 80 mm
length outgoing neoprene cable.

2200K disponibile su richiesta.

2200K available on request.

Power Led: 21W - 2x864 lm ≠ *FIXT 2x739 lm - 2700K/CRI 80 - 220-240V / 21W - 2x936 lm ≠ *FIXT 2x800 lm - 3000K/CRI 80 - 220-240V /
21W - 2x1008 lm ≠ *FIXT 2x862 lm - 4000K/CRI 80 - 220-240V
*FIXT lm = Spot Optic

Optic Spot

2700K

Non Dimmable

- F1146001
- F1146006
- F1146012
- F1146018
- F1146030
- F1146033
- 1-10V
- F1146001-310
- F1146006-310
- F1146012-310
- F1146018-310
- F1146030-310
- F1146033-310
- Dali
- F1146001-300.A
- F1146006-300.A
- F1146012-300.A
- F1146018-300.A
- F1146030-300.A
- F1146033-300.A

3000K

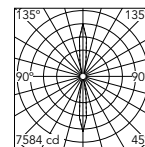
Non Dimmable

- F1148001
- F1148006
- F1148012
- F1148018
- F1148030
- F1148033
- 1-10V
- F1148001-310
- F1148006-310
- F1148012-310
- F1148018-310
- F1148030-310
- F1148033-310
- Dali
- F1148001-300.A
- F1148006-300.A
- F1148012-300.A
- F1148018-300.A
- F1148030-300.A
- F1148033-300.A

4000K

Non Dimmable

- F1150001
- F1150006
- F1150012
- F1150018
- F1150030
- F1150033
- 1-10V
- F1150001-310
- F1150006-310
- F1150012-310
- F1150018-310
- F1150030-310
- F1150033-310
- Dali
- F1150001-300.A
- F1150006-300.A
- F1150012-300.A
- F1150018-300.A
- F1150030-300.A
- F1150033-300.A



Beam Angle DIR: 14°

h(m)	E(lx)	D(m)
1	7584	0.28
2	1896	0.55
3	843	0.83
4	474	1.10
5	303	1.38

@4000K

Optic Flood

2700K

Non Dimmable

- F1147001
- F1147006
- F1147012
- F1147018
- F1147030
- F1147033
- 1-10V
- F1147001-310
- F1147006-310
- F1147012-310
- F1147018-310
- F1147030-310
- F1147033-310
- Dali
- F1147001-300.A
- F1147006-300.A
- F1147012-300.A
- F1147018-300.A
- F1147030-300.A
- F1147033-300.A

3000K

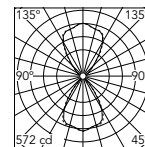
Non Dimmable

- F1149001
- F1149006
- F1149012
- F1149018
- F1149030
- F1149033
- 1-10V
- F1149001-310
- F1149006-310
- F1149012-310
- F1149018-310
- F1149030-310
- F1149033-310
- Dali
- F1149001-300.A
- F1149006-300.A
- F1149012-300.A
- F1149018-300.A
- F1149030-300.A
- F1149033-300.A

4000K

Non Dimmable

- F1151001
- F1151006
- F1151012
- F1151018
- F1151030
- F1151033
- 1-10V
- F1151001-310
- F1151006-310
- F1151012-310
- F1151018-310
- F1151030-310
- F1151033-310
- Dali
- F1151001-300.A
- F1151006-300.A
- F1151012-300.A
- F1151018-300.A
- F1151030-300.A
- F1151033-300.A



Beam Angle DIR: 70°

h(m)	E(lx)	D(m)
1	572	1.41
2	143	2.82
3	64	4.23
4	36	5.64
5	23	7.06


@4000K

Climber 175: Accessori / Accessories

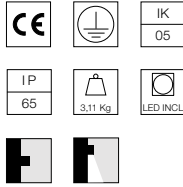
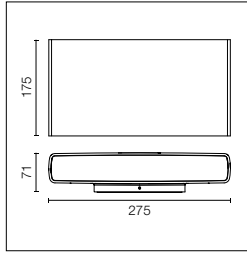
Dispositivo di protezione
per il sovraccarico. 275Vac.
Corrente massima di scarica
10KA (8/29µs). Massima
corrente operativa 5A. Adatto
per la connessione in serie.
IP66.

Surge protection device.
275Vac. Maximum discharge
current 10KA (8/20µs).
Maximum operating current
5A. Suitable for series
connection. IP66.

F990E00A000



Climber 275 Down



Alimentazione elettrica 110/240V integrata. Dotata di uno spezzone di cavo uscente in neoprene di 80 mm. A richiesta versione mono emissione verso l'alto/ UP.

Integrated 110/240V power supply. Supplied with an 80 mm length outgoing neoprene cable. Upwards, single emission version, available upon request.

2200K disponibile su richiesta.

2200K available on request.

Power Led: 21W - 1728 lm ≠ *FIXT 1240 lm - 2700K/CRI 80 - 220-240V / 21W - 1872 lm ≠ *FIXT 1344 lm - 3000K/CRI 80 - 220-240V / 21W - 2016 lm ≠ *FIXT 1447 lm - 4000K/CRI 80 - 220-240V / *FIXT lm = Spot Optic

Optic Spot

2700K

Non Dimmable

- F1170001
- F1170006
- F1170012
- F1170018
- F1170030
- F1170033
- 1-10V
- F1170001-310
- F1170006-310
- F1170012-310
- F1170018-310
- F1170030-310
- F1170033-310

Dali

- F1170001-300
- F1170006-300
- F1170012-300
- F1170018-300
- F1170030-300
- F1170033-300

3000K

Non Dimmable

- F1172001
- F1172006
- F1172012
- F1172018
- F1172030
- F1172033
- 1-10V
- F1172001-310
- F1172006-310
- F1172012-310
- F1172018-310
- F1172030-310
- F1172033-310

Dali

- F1172001-300
- F1172006-300
- F1172012-300
- F1172018-300
- F1172030-300
- F1172033-300

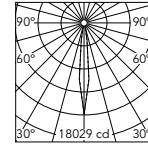
4000K

Non Dimmable

- F1174001
- F1174006
- F1174012
- F1174018
- F1174030
- F1174033
- 1-10V
- F1174001-310
- F1174006-310
- F1174012-310
- F1174018-310
- F1174030-310
- F1174033-310

Dali

- F1174001-300
- F1174006-300
- F1174012-300
- F1174018-300
- F1174030-300
- F1174033-300



Beam Angle: 14°

h(m)	Et(x)	D(m)
1	18029	0.22
2	4507	0.44
3	2003	0.66
4	1127	0.87
5	721	1.09

@4000K

Optic Flood

2700K

Non Dimmable

- F1171001
- F1171006
- F1171012
- F1171018
- F1171030
- F1171033
- 1-10V
- F1171001-310
- F1171006-310
- F1171012-310
- F1171018-310
- F1171030-310
- F1171033-310

Dali

- F1171001-300
- F1171006-300
- F1171012-300
- F1171018-300
- F1171030-300
- F1171033-300

3000K

Non Dimmable

- F1173001
- F1173006
- F1173012
- F1173018
- F1173030
- F1173033
- 1-10V
- F1173001-310
- F1173006-310
- F1173012-310
- F1173018-310
- F1173030-310
- F1173033-310

Dali

- F1173001-300
- F1173006-300
- F1173012-300
- F1173018-300
- F1173030-300
- F1173033-300

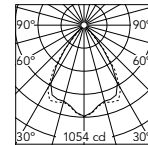
4000K

Non Dimmable

- F1175001
- F1175006
- F1175012
- F1175018
- F1175030
- F1175033
- 1-10V
- F1175001-310
- F1175006-310
- F1175012-310
- F1175018-310
- F1175030-310
- F1175033-310

Dali

- F1175001-300
- F1175006-300
- F1175012-300
- F1175018-300
- F1175030-300
- F1175033-300

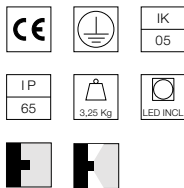
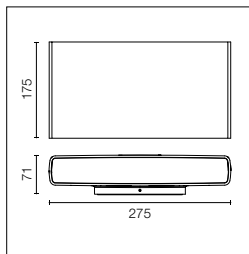


Beam Angle: 70°

h(m)	Et(x)	D(m)
1	1054	1.45
2	263	2.89
3	117	4.34
4	66	5.78
5	42	7.23

@4000K

Climber 275 Up&Down



Alimentazione elettrica 220/240V integrata. Dotata di uno spezzone di cavo uscente in neoprene di 80 mm.

Integrated 220/240V power supply. Supplied with an 80 mm length outgoing neoprene cable.

2200K disponibile su richiesta.

2200K available on request.

Power Led: 40W - 2x1728 lm ≠ *FIXT 2x1264 lm - 2700K/CRI 80 - 220-240V / 40W - 2x1872 lm ≠ *FIXT 2x1370 lm - 3000K/CRI 80 - 220-240V / 40W - 2x2016 lm ≠ *FIXT 2x1475 lm - 4000K/CRI 80 - 220-240V / *FIXT lm = Spot Optic

Optic Spot

2700K

Non Dimmable

- F1176001
- F1176006
- F1176012
- F1176018
- F1176030
- F1176033

1-10V

- F1176001-310
- F1176006-310
- F1176012-310
- F1176018-310
- F1176030-310
- F1176033-310

Dali

- F1176001-300
- F1176006-300
- F1176012-300
- F1176018-300
- F1176030-300
- F1176033-300

3000K

Non Dimmable

- F1178001
- F1178006
- F1178012
- F1178018
- F1178030
- F1178033

1-10V

- F1178001-310
- F1178006-310
- F1178012-310
- F1178018-310
- F1178030-310
- F1178033-310

Dali

- F1178001-300
- F1178006-300
- F1178012-300
- F1178018-300
- F1178030-300
- F1178033-300

4000K

Non Dimmable

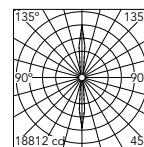
- F1180001
- F1180006
- F1180012
- F1180018
- F1180030
- F1180033

1-10V

- F1180001-310
- F1180006-310
- F1180012-310
- F1180018-310
- F1180030-310
- F1180033-310

Dali

- F1180001-300
- F1180006-300
- F1180012-300
- F1180018-300
- F1180030-300
- F1180033-300



Beam Angle DIR: 14°

18812 cd

@4000K

Optic Flood

2700K

Non Dimmable

- F1177001
- F1177006
- F1177012
- F1177018
- F1177030
- F1177033

1-10V

- F1177001-310
- F1177006-310
- F1177012-310
- F1177018-310
- F1177030-310
- F1177033-310

Dali

- F1177001-300
- F1177006-300
- F1177012-300
- F1177018-300
- F1177030-300
- F1177033-300

3000K

Non Dimmable

- F1179001
- F1179006
- F1179012
- F1179018
- F1179030
- F1179033

1-10V

- F1179001-310
- F1179006-310
- F1179012-310
- F1179018-310
- F1179030-310
- F1179033-310

Dali

- F1179001-300
- F1179006-300
- F1179012-300
- F1179018-300
- F1179030-300
- F1179033-300

4000K

Non Dimmable

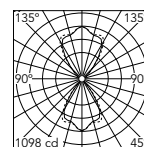
- F1181001
- F1181006
- F1181012
- F1181018
- F1181030
- F1181033

1-10V

- F1181001-310
- F1181006-310
- F1181012-310
- F1181018-310
- F1181030-310
- F1181033-310

Dali

- F1181001-300
- F1181006-300
- F1181012-300
- F1181018-300
- F1181030-300
- F1181033-300



Beam Angle DIR: 70°

1098 cd


@4000K

Climber 275: Accessori / Accessories

Dispositivo di protezione per il sovraccarico. 275Vac. Corrente massima di scarica 10KA (8/29µs). Massima corrente operativa 5A. Adatto per la connessione in serie. IP66.

Surge protection device. 275Vac. Maximum discharge current 10KA (8/20µs). Maximum operating current 5A. Suitable for series connection. IP66.

F990E00A000



Heavy Metal





Heavy Metal Spot





Heavy Metal Wall 1

Famiglia / Family

Heavy Metal Spot 1




Power Led

up to 3,4W
up to 138 lm - 2700K/CRI 80
up to 149 lm - 3000K/CRI 80
up to 155 lm - 4000K/CRI 80
* Net lumen output
2200K available on request.

Power Led

up to 4,5W
up to 246 lm - 2700K/CRI 80
up to 267 lm - 3000K/CRI 80
up to 277 lm - 4000K/CRI 80
* Net lumen output
2200K available on request.

Heavy Metal Spot 2



Power Led

up to 5,9W
up to 364 lm - 2700K/CRI 80
up to 395 lm - 3000K/CRI 80
up to 410 lm - 4000K/CRI 80
* Net lumen output
2200K available on request.

Heavy Metal Wall 1



Power Led

up to 3,4W
up to 138 lm - 2700K/CRI 80
up to 149 lm - 3000K/CRI 80
up to 155 lm - 4000K/CRI 80
* Net lumen output
2200K available on request.

Power Led

up to 4,5W
up to 246 lm - 2700K/CRI 80
up to 267 lm - 3000K/CRI 80
up to 277 lm - 4000K/CRI 80
* Net lumen output
2200K available on request.

Heavy Metal Wall 2 Mono / Double



Power Led

up to 3,4W
up to 138 lm - 2700K/CRI 80
up to 149 lm - 3000K/CRI 80
up to 155 lm - 4000K/CRI 80
* Net lumen output
2200K available on request.

Power Led

up to 4,5W
up to 246 lm - 2700K/CRI 80
up to 267 lm - 3000K/CRI 80
up to 277 lm - 4000K/CRI 80
* Net lumen output
2200K available on request.

Power Led

up to 6,8W
up to 2x138 lm - 2700K/CRI 80
up to 2x149 lm - 3000K/CRI 80
up to 2x155 lm - 4000K/CRI 80
* Net lumen output
2200K available on request.

Power Led

up to 9W
up to 2x246 lm - 2700K/CRI 80
up to 2x267 lm - 3000K/CRI 80
up to 2x277 lm - 4000K/CRI 80
* Net lumen output
2200K available on request.

Heavy Metal Wall 3 Mono / Double



Mid-Power Led

up to 2,5W
up to 125 lm - 2700K/CRI 80
up to 134 lm - 3000K/CRI 80
up to 142 lm - 4000K/CRI 80
* Net lumen output
2200K available on request.

Mid-Power Led

up to 5W
up to 2x125 lm - 2700K/CRI 80
up to 2x134 lm - 3000K/CRI 80
up to 2x142 lm - 4000K/CRI 80
* Net lumen output
2200K available on request.

Colori / Colours



01 White



06 Grey



12 Forest Green



18 Deep Brown



30 Black



33 Anthracite

Famiglia completa di apparecchi di illuminazione con sorgente luminosa a LED, in differenti finiture con rivestimento a doppio strato di polveri e sottoposte a trattamento di conversione chimica superficiale per una elevata resistenza alla corrosione. Le viterie di fissaggio sono in acciaio inox AISI 316L.

Heavy Metal Spot

Proiettore ultracompatto orientabile predisposto per installazione a soffitto, a parete e a terra con picchetto da ordinare separatamente. Disponibile in due tagli dimensionali (50x50 mm e 70x70 mm) e differenti fasci di apertura per coprire molteplici richieste illuminotecniche. Corpo in alluminio tornito lega EN AW 6060 e staffa di fissaggio in acciaio inox AISI 316L, verniciata coerentemente alla finitura apparecchio per un perfetto abbinamento. La staffa permette una orientabilità di 180° sull'asse verticale e una minima orientabilità di 20° sull'asse orizzontale per direzionare il fascio in base alle esigenze. Diffusore in vetro extrachiaro con bordo serigrafato, fissato attraverso un sistema di incollaggio robotizzato. Apparecchio in 24V dc, necessita di alimentatore remoto da ordinare separatamente.

Heavy Metal Wall 1

Apparecchio installabile a parete. Disponibile con emissione luminosa monodirezionale e con differenti fasci di apertura per coprire molteplici richieste illuminotecniche. Corpo in alluminio tornito lega EN AW 6060, piastra di fissaggio a parete in acciaio inox AISI 316L. Diffusore in vetro extra chiaro con bordo serigrafato, fissato attraverso un sistema di incollaggio robotizzato. Apparecchio in 24V dc, necessita di alimentatore remoto da ordinare separatamente.

Heavy Metal Wall 2

Apparecchio installabile a parete. Disponibile con emissione luminosa monodirezionale o bidirezionale, con differenti fasci di apertura per coprire molteplici esigenze illuminotecniche. Corpo in alluminio tornito lega EN AW 6060, piastra di fissaggio a parete in acciaio inox AISI 316L. Diffusore in vetro extra chiaro con bordo serigrafato, fissato attraverso un sistema di incollaggio robotizzato. Apparecchio in 24V dc, necessita di alimentatore remoto da ordinare separatamente.

Heavy Metal Wall 3

Apparecchio installabile a parete. Disponibile con emissione luminosa monodirezionale o bidirezionale, con fascio di apertura luminoso morbido e diffuso. Corpo in alluminio tornito lega EN AW 6060, piastra di fissaggio a parete in acciaio inox AISI 316L. Diffusore in vetro sabbiato con bordo serigrafato, fissato attraverso un sistema di incollaggio robotizzato. Apparecchio in 24V dc, necessita di alimentatore remoto da ordinare separatamente. Per una installazione più agevole è disponibile la cassaforma opzionale (scatola di derivazione 3 moduli modello 503) dove poter anche alloggiare un singolo alimentatore IP 65.

Complete family of luminaries with LED light source, available in different finishes with a double layer coating and a chemical conversion surface treatment to guarantee high resistance to corrosion. The fixing screws are made of AISI 316L stainless steel.

Heavy Metal Spot

Ultra-compact, adjustable projector, designed for ground, wall or ceiling installation, and a post to be ordered separately. Available in two sizes (50x50 mm and 70x70 mm) and with different beam angles to meet different lighting requirements. Turned aluminium structure, EN AW 6060 alloy and AISI 316L stainless steel fixing bracket matching the luminaire finishes for a perfect overall look. The fixing bracket allows an orientation of 180° on the vertical axis and an orientation of less than 20° on the horizontal axis in order to direct the light beam according to requirements. Extra clear glass diffuser with silkscreen border, fixed through a robotic gluing system 24V dc luminaire powered by a remote power supply to be ordered separately.

Heavy Metal Wall 1

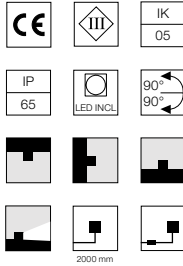
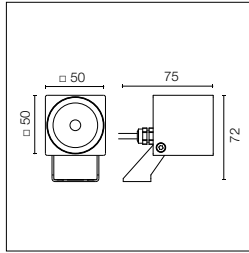
Wall luminaire. Available with monodirectional or bidirectional light emission and with different beam angles to meet different lighting requirements. Turned aluminium body, EN AW 6060 alloy. Stainless steel AISI 316L wall fixing plate. Extra clear glass diffuser with silkscreen border, fixed through a robotic gluing system. 24V dc luminaire powered by a remote power supply to be ordered separately.

Heavy Metal Wall 2

Wall luminaire. Available with monodirectional or bidirectional light emission and with different beam angles to meet different lighting requirements. Turned aluminium body, EN AW 6060 alloy. Stainless steel AISI 316L wall fixing plate. Extra clear glass diffuser with silkscreen border, fixed through a robotic gluing system. 24V dc luminaire powered by a remote power supply to be ordered separately.

Heavy Metal Wall 3

Wall luminaire. Available with monodirectional or bidirectional light emission and a smooth and diffuse beam angle. Turned aluminium body, EN AW 6060 alloy. Stainless steel AISI 316L wall fixing plate. Frosted glass diffuser with silkscreen border, fixed through a robotic gluing system. 24V dc luminaire powered by a remote power supply to be ordered separately. For easy installation, a 3 modules junction box (model 503), where a single IP 65 power supply can also be placed, is available as an option.



Sorgente luminosa a LED inclusa. Alimentazione elettrica remota 24V dc ON/OFF da ordinare separatamente. Staffa di fissaggio a parete inclusa. Dotato di spezzone di cavo uscente in neoprene di 250 mm e kit con connettori crimp e guaina termorestringente adesiva per connessione a tenuta stagna. Vetro trasparente extrachiaro.

LED source included. Electric remote 24V dc ON/OFF power supply to be ordered separately. Wall fixing bracket included. The luminaire is equipped with a protruding, neoprene, 250 mm cable and a wiring kit with crimp connectors and adhesive heat-shrink tubing guaranteeing the water tightness of the connection. Extra clear transparent glass.

2200K disponibile su richiesta.

2200K available on request.

Optic Spot 10°

Power Led: 3,4W - 199 lm ≠ OUTPUT 138 lm - 2700K/CRI 80 - 24Vdc / 3,4W - 215 lm ≠ OUTPUT 149 lm - 3000K/CRI 80 - 24Vdc / 3,4W - 224 lm ≠ OUTPUT 155 lm - 4000K/CRI 80 - 24Vdc

2700K

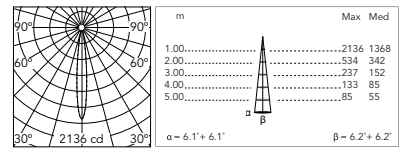
- FA50900501
- FA50900506
- FA50900512
- FA50900518
- FA50900530
- FA50900533

3000K

- FA50900301
- FA50900306
- FA50900312
- FA50900318
- FA50900330
- FA50900333

4000K

- FA50900201
- FA50900206
- FA50900212
- FA50900218
- FA50900230
- FA50900233



@ 3000K

Optic Medium 30°

Power Led: 3,4W - 199 lm ≠ OUTPUT 121 lm - 2700K/CRI 80 - 24Vdc / 3,4W - 215 lm ≠ OUTPUT 131 lm - 3000K/CRI 80 - 24Vdc / 3,4W - 224 lm ≠ OUTPUT 136 lm - 4000K/CRI 80 - 24Vdc

2700K

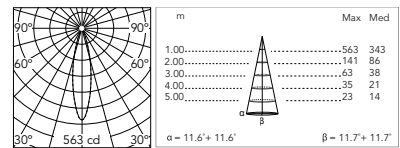
- FA50901501
- FA50901506
- FA50901512
- FA50901518
- FA50901530
- FA50901533

3000K

- FA50901301
- FA50901306
- FA50901312
- FA50901318
- FA50901330
- FA50901333

4000K

- FA50901201
- FA50901206
- FA50901212
- FA50901218
- FA50901230
- FA50901233



@ 3000K

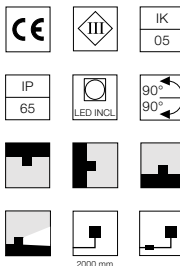
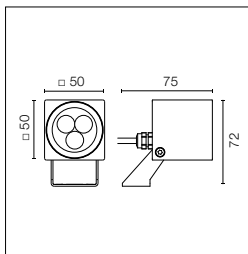
* Numero massimo di apparecchi per alimentatore / Maximum number of luminaires per power supply.

Numero massimo di apparecchi per alimentatore (Vin220÷240). Dati indicativi da verificare con le specifiche condizioni di installazione.

Maximum number of luminaires per power supply. (220÷240 V). These data must be checked taking into account the specific installation conditions.

Acc. RF25754	1
Acc. RF25748	1
Acc. RF25747	2
Acc. RF25757	2

Acc. RF25752	3
Acc. RF25755	9
Acc. RF25749	17



Sorgente luminosa a LED inclusa. Alimentazione elettrica remota 24V dc ON/OFF da ordinare separatamente. Staffa di fissaggio a parete inclusa. Dotato di spezzone di cavo uscente in neoprene di 250 mm e kit con connettori crimp e guaina termorestringente adesiva per connessione a tenuta stagna. Vetro trasparente extrachiario.

LED source included. Electric remote 24V dc ON/OFF power supply to be ordered separately. Wall fixing bracket included. The luminaire is equipped with a protruding, neoprene, 250 mm cable and a wiring kit with crimp connectors and adhesive heat-shrink tubing guaranteeing the water tightness of the connection. Extra clear transparent glass.

2200K disponibile su richiesta.

2200K available on request.

Optic Spot 10°

Power Led: 4,5W - 331 lm ≠ OUTPUT 246 lm - 2700K/CRI 80 - 24Vdc / 4,5W - 359 lm ≠ OUTPUT 267 lm - 3000K/CRI 80 - 24Vdc / 4,5W - 373 lm ≠ OUTPUT 277 lm - 4000K/CRI 80 - 24Vdc

2700K

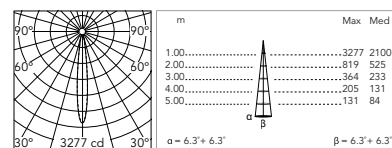
- FA50902501
- FA50902506
- FA50902512
- FA50902518
- FA50902530
- FA50902533

3000K

- FA50902301
- FA50902306
- FA50902312
- FA50902318
- FA50902330
- FA50902333

4000K

- FA50902201
- FA50902206
- FA50902212
- FA50902218
- FA50902230
- FA50902233



@ 3000K

Optic Medium 30°

Power Led: 4,5W - 331 lm ≠ OUTPUT 218 lm - 2700K/CRI 80 - 24Vdc / 4,5W - 359 lm ≠ OUTPUT 236 lm - 3000K/CRI 80 - 24Vdc / 4,5W - 373 lm ≠ OUTPUT 245 lm - 4000K/CRI 80 - 24Vdc

2700K

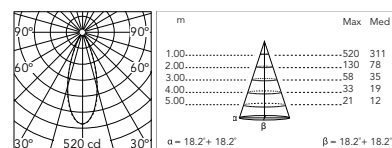
- FA50903501
- FA50903506
- FA50903512
- FA50903518
- FA50903530
- FA50903533

3000K

- FA50903301
- FA50903306
- FA50903312
- FA50903318
- FA50903330
- FA50903333

4000K

- FA50903201
- FA50903206
- FA50903212
- FA50903218
- FA50903230
- FA50903233

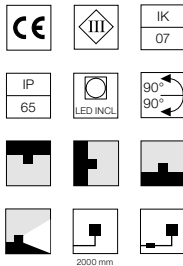
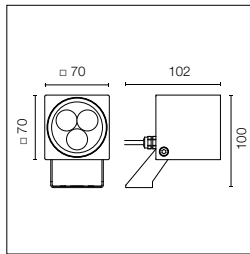


@ 3000K

* Numero massimo di apparecchi per alimentatore / Maximum number of luminaires per power supply.

Numero massimo di apparecchi per alimentatore (Vin 220±240). Dati indicativi da verificare con le specifiche condizioni di installazione.	Maximum number of luminaires per power supply. (220±240 V). These data must be checked taking into account the specific installation conditions.	Acc. RF25754	1	Acc. RF25757	2
		Acc. RF25748	1	Acc. RF25755	7
		Acc. RF25747	2	Acc. RF25749	14

Heavy Metal Spot 2



Sorgente luminosa a LED inclusa. Alimentazione elettrica remota 24V dc ON/OFF da ordinare separatamente. Staffa di fissaggio a parete inclusa. Dotato di spezzone di cavo uscente in neoprene di 250 mm e kit con connettori crimp e guaina termorestringente adesiva per connessione a tenuta stagna. Vetro trasparente extrachiaro.

LED source included. Electric remote 24V dc ON/OFF power supply to be ordered separately. Wall fixing bracket included. The luminaire is equipped with a protruding, neoprene, 250 mm cable and a wiring kit with crimp connectors and adhesive heat-shrink tubing guaranteeing the water tightness of the connection. Extra clear transparent glass.

2200K disponibile su richiesta.

2200K available on request.

Optic Spot 10°

Power Led: 5,9W - 431 lm ≠ OUTPUT 359 lm - 2700K/CRI 80 - 24Vdc / 5,9W - 466 lm ≠ OUTPUT 389 lm - 3000K/CRI 80 - 24Vdc / 5,9W - 484 lm ≠ OUTPUT 404 lm - 4000K/CRI 80 - 24Vdc

2700K

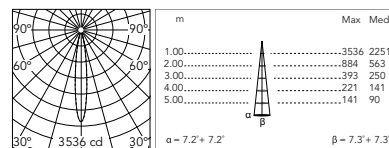
- FA50904501
- FA50904506
- FA50904512
- FA50904518
- FA50904530
- FA50904533

3000K

- FA50904301
- FA50904306
- FA50904312
- FA50904318
- FA50904330
- FA50904333

4000K

- FA50904201
- FA50904206
- FA50904212
- FA50904218
- FA50904230
- FA50904233



@ 3000K

Optic Medium 30°

Power Led: 5,9W - 431 lm ≠ OUTPUT 364 lm - 2700K/CRI 80 - 24Vdc / 5,9W - 466 lm ≠ OUTPUT 395 lm - 3000K/CRI 80 - 24Vdc / 5,9W - 484 lm ≠ OUTPUT 410 lm - 4000K/CRI 80 - 24Vdc

2700K

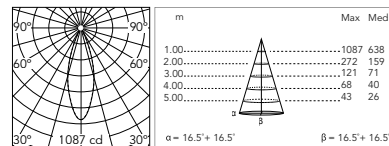
- FA50906501
- FA50906506
- FA50906512
- FA50906518
- FA50906530
- FA50906533

3000K

- FA50906301
- FA50906306
- FA50906312
- FA50906318
- FA50906330
- FA50906333

4000K

- FA50906201
- FA50906206
- FA50906212
- FA50906218
- FA50906230
- FA50906233



@ 3000K

Optic Flood 50°

Power Led: 5,9W - 431 lm ≠ OUTPUT 329 lm - 2700K/CRI 80 - 24Vdc / 5,9W - 466 lm ≠ OUTPUT 357 lm - 3000K/CRI 80 - 24Vdc / 5,9W - 484 lm ≠ OUTPUT 371 lm - 4000K/CRI 80 - 24Vdc

2700K

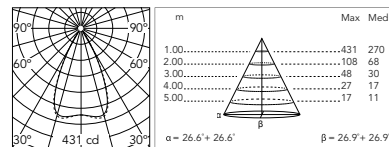
- FA50905501
- FA50905506
- FA50905512
- FA50905518
- FA50905530
- FA50905533

3000K

- FA50905301
- FA50905306
- FA50905312
- FA50905318
- FA50905330
- FA50905333

4000K

- FA50905201
- FA50905206
- FA50905212
- FA50905218
- FA50905230
- FA50905233



@ 3000K

* Numero massimo di apparecchi per alimentatore / Maximum number of luminaires per power supply.

Numero massimo di apparecchi per alimentatore (Vin220÷240). Dati indicativi da verificare con le specifiche condizioni di installazione.

Maximum number of luminaires per power supply. (220÷240 V). These data must be checked taking into account the specific installation conditions.

Acc. RF25747	1	Acc. RF25755	6
Acc. RF25757	1	Acc. RF25749	12
Acc. RF25752	2		

Heavy Metal Spot: Accessori / Accessories

Picchetto per installazione a terra.

Ground spike.

FA136

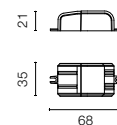


Heavy Metal Spot: Driver / Drivers

Alimentatore doppia funzione Vout 24Vdc: 8W/100÷240V Iout 350ma: 6x1W/100÷240V IP20 Classe II Selv Eq.

Power supply dual function Vout 24Vdc: 8W/100÷240V Iout 350ma: 6x1W/100÷240V IP20 Class II Selv Eq.

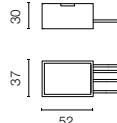
*RF25754



Alimentatore 24V 8W / 110-240V IP65 Classe II selv.

Power supply 24V 8W / 110-240V IP65 Class II selv.

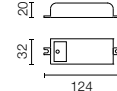
*RF25748



Alimentatore 24V 10W / 110-240V IP20 Classe II selv.

Power supply 24V 10W / 110-240V IP20 Class II selv.

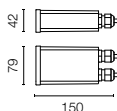
*RF25747



Alimentatore 24V 10W / 110-240V IP67 Classe II selv.

Power supply 24V 10W / 110-240V IP67 Class II selv.

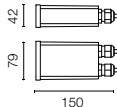
*RF25757



Alimentatore per installazione remota 24Vdc 20W / 220-240V IP67 Classe II selv.

Power supply for remote installation 24Vdc 20W / 220-240V IP67 Class II selv.

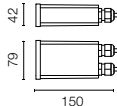
*RF25752



Alimentatore 24Vdc 35W / 120-270V IP67 Classe II selv.

Power supply 24Vdc 35W / 120-270V IP67 Class II selv.

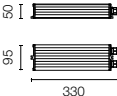
F990B23AZ00



Alimentatore 24Vdc 50W / 120-240V IP67 Classe II selv.

Power supply 24Vdc 50W / 120-240V IP67 Class II selv.

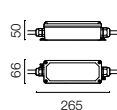
*RF25755

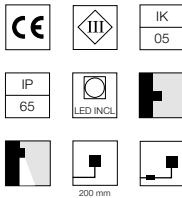
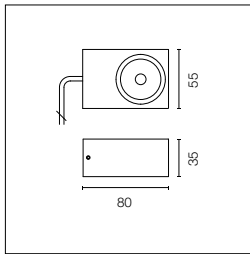


Alimentatore 24Vdc 70W / 220-240V IP67 Classe II selv.

Power supply 24Vdc 70W / 220-240V IP67 Class II selv.

*RF25749





Sorgente luminosa a LED inclusa. Alimentazione elettrica remota 24V dc ON/OFF da ordinare separatamente. Staffa di fissaggio a parete inclusa. Dotato di spezzone di cavo uscente in neoprene di 250 mm e kit con connettori crimp e guaina termorestringente adesiva per connessione a tenuta stagna. Vetro trasparente extrachiaro.

LED source included. Electric remote 24V dc ON/OFF power supply to be ordered separately. Wall fixing bracket included. The luminaire is equipped with a protruding, neoprene, 250 mm cable and a wiring kit with crimp connectors and adhesive heat-shrink tubing guaranteeing the water tightness of the connection. Extra clear transparent glass.

2200K disponibile su richiesta.

2200K available on request.

Optic Spot 10°

Power Led: 3,4W - 199 lm ≠ OUTPUT 138 lm - 2700K/CRI 80 - 24Vdc / 3,4W - 215 lm ≠ OUTPUT 149 lm - 3000K/CRI 80 - 24Vdc / 3,4W - 224 lm ≠ OUTPUT 155 lm - 4000K/CRI 80 - 24Vdc

2700K

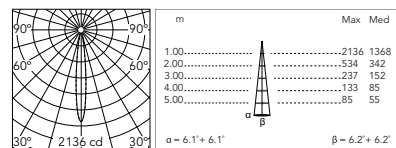
- FA50800501
- FA50800506
- FA50800512
- FA50800518
- FA50800530
- FA50800533

3000K

- FA50800301
- FA50800306
- FA50800312
- FA50800318
- FA50800330
- FA50800333

4000K

- FA50800201
- FA50800206
- FA50800212
- FA50800218
- FA50800230
- FA50800233



@ 3000K

Optic Medium 30°

Power Led: 3,4W - 199 lm ≠ OUTPUT 121 lm - 2700K/CRI 80 - 24Vdc / 3,4W - 215 lm ≠ OUTPUT 131 lm - 3000K/CRI 80 - 24Vdc / 3,4W - 224 lm ≠ OUTPUT 136 lm - 4000K/CRI 80 - 24Vdc

2700K

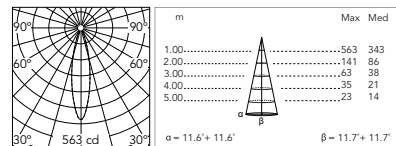
- FA50801501
- FA50801506
- FA50801512
- FA50801518
- FA50801530
- FA50801533

3000K

- FA50801301
- FA50801306
- FA50801312
- FA50801318
- FA50801330
- FA50801333

4000K

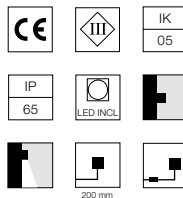
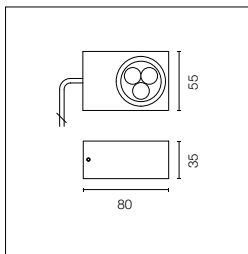
- FA50801201
- FA50801206
- FA50801212
- FA50801218
- FA50801230
- FA50801233



@ 3000K

* Numero massimo di apparecchi per alimentatore / Maximum number of luminaires per power supply.

Numero massimo di apparecchi per alimentatore (Vin220÷240). Dati indicativi da verificare con le specifiche condizioni di installazione.	Maximum number of luminaires per power supply. (220÷240 V). These data must be checked taking into account the specific installation conditions.	Acc. RF25754	1	Acc. RF25752	3
		Acc. RF25748	1	Acc. RF25755	9
		Acc. RF25747	2	Acc. RF25749	17
		Acc. RF25757	2		



Sorgente luminosa a LED inclusa. Alimentazione elettrica remota 24V dc ON/OFF da ordinare separatamente. Staffa di fissaggio a parete inclusa. Dotato di spezzone di cavo uscente in neoprene di 250 mm e kit con connettori crimp e guaina termorestringente adesiva per connessione a tenuta stagna. Vetro trasparente extrachiario.

LED source included. Electric remote 24V dc ON/OFF power supply to be ordered separately. Wall fixing bracket included. The luminaire is equipped with a protruding, neoprene, 250 mm cable and a wiring kit with crimp connectors and adhesive heat-shrink tubing guaranteeing the water tightness of the connection. Extra clear transparent glass.

2200K disponibile su richiesta.

2200K available on request.

Optic Spot 10°

Power Led: 4,5W - 331 lm ≠ OUTPUT 246 lm - 2700K/CRI 80 - 24Vdc / 4,5W - 359 lm ≠ OUTPUT 267 lm - 3000K/CRI 80 - 24Vdc / 4,5W - 373 lm ≠ OUTPUT 277 lm - 4000K/CRI 80 - 24Vdc

2700K

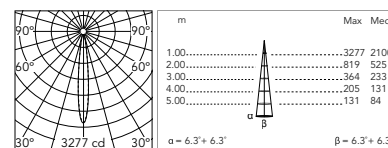
- FA50802501
- FA50802506
- FA50802512
- FA50802518
- FA50802530
- FA50802533

3000K

- FA50802301
- FA50802306
- FA50802312
- FA50802318
- FA50802330
- FA50802333

4000K

- FA50802201
- FA50802206
- FA50802212
- FA50802218
- FA50802230
- FA50802233



@ 3000K

Optic Medium 30°

Power Led: 4,5W - 331 lm ≠ OUTPUT 218 lm - 2700K/CRI 80 - 24Vdc / 4,5W - 359 lm ≠ OUTPUT 236 lm - 3000K/CRI 80 - 24Vdc / 4,5W - 373 lm ≠ OUTPUT 245 lm - 4000K/CRI 80 - 24Vdc

2700K

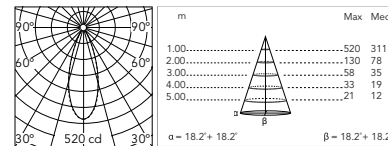
- FA50803501
- FA50803506
- FA50803512
- FA50803518
- FA50803530
- FA50803533

3000K

- FA50803301
- FA50803306
- FA50803312
- FA50803318
- FA50803330
- FA50803333

4000K

- FA50803201
- FA50803206
- FA50803212
- FA50803218
- FA50803230
- FA50803233


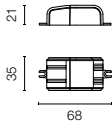

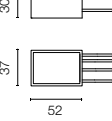

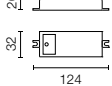

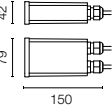

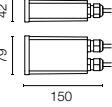

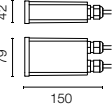

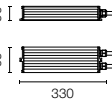

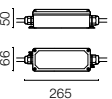


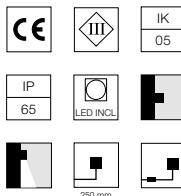
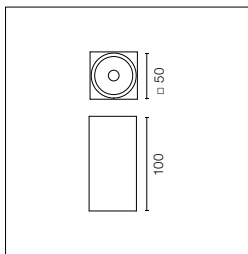
@ 3000K

* Numero massimo di apparecchi per alimentatore / Maximum number of luminaires per power supply.

Numero massimo di apparecchi per alimentatore (Vin220÷240). Dati indicativi da verificare con le specifiche condizioni di installazione.	Maximum number of luminaires per power supply. (220÷240 V). These data must be checked taking into account the specific installation conditions.	Acc. RF25754	1	Acc. RF25757	2
		Acc. RF25748	1	Acc. RF25755	7
		Acc. RF25747	2	Acc. RF25749	14

Heavy Metal Wall 1: Driver / Drivers

Alimentatore doppia funzione Vout 24Vdc: 8W/100÷240V Iout 350ma: 6x1W/100÷240V IP20 Classe II Selv Eq.	Power supply dual function Vout 24Vdc: 8W/100÷240V Iout 350ma: 6x1W/100÷240V IP20 Class II Selv Eq.	*RF25754		
Alimentatore 24V 8W / 110-240V IP65 Classe II selv.	Power supply 24V 8W / 110-240V IP65 Class II selv.	*RF25748		
Alimentatore 24V 10W / 110-240V IP20 Classe II selv.	Power supply 24V 10W / 110-240V IP20 Class II selv.	*RF25747		
Alimentatore 24V 10W / 110-240V IP67 Classe II selv.	Power supply 24V 10W / 110-240V IP67 Class II selv.	*RF25757		
Alimentatore per installazione remota 24Vdc 20W / 220-240V IP67 Classe II selv.	Power supply for remote installation 24Vdc 20W / 220-240V IP67 Class II selv.	Heavy Metal Wall 1 2,2W *RF25752		
Alimentatore 24Vdc 35W / 120-270V IP67 Classe II selv.	Power supply 24Vdc 35W / 120-270V IP67 Class II selv.	F990B23AZ00		
Alimentatore 24Vdc 50W / 120-240V IP67 Classe II selv.	Power supply 24Vdc 50W / 120-240V IP67 Class II selv.	*RF25755		
Alimentatore 24Vdc 70W / 220-240V IP67 Classe II selv.	Power supply 24Vdc 70W / 220-240V IP67 Class II selv.	*RF25749		



Sorgente luminosa a LED inclusa. Alimentazione elettrica remota 24V dc ON/OFF da ordinare separatamente. Staffa di fissaggio a parete inclusa. Dotato di spezzone di cavo uscente in neoprene di 250 mm e kit con connettori crimp e guaina termorestringente adesiva per connessione a tenuta stagna. Vetro trasparente extrachiario.

LED source included. Electric remote 24V dc ON/OFF power supply to be ordered separately. Wall fixing bracket included. The luminaire is equipped with a protruding, neoprene, 250 mm cable and a wiring kit with crimp connectors and adhesive heat-shrink tubing guaranteeing the water tightness of the connection. Extra clear transparent glass.

2200K disponibile su richiesta.

2200K available on request.

Optic Spot 10°

Power Led: 3,4W - 199 lm ≠ OUTPUT 138 lm - 2700K/CRI 80 - 24Vdc / 3,4W - 215 lm ≠ OUTPUT 149 lm - 3000K/CRI 80 - 24Vdc / 3,4W - 224 lm ≠ OUTPUT 155 lm - 4000K/CRI 80 - 24Vdc

2700K

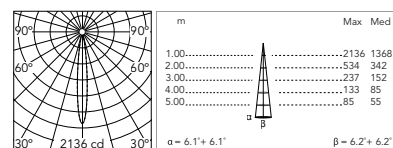
- FA50700501
- FA50700506
- FA50700512
- FA50700518
- FA50700530
- FA50700533

3000K

- FA50700301
- FA50700306
- FA50700312
- FA50700318
- FA50700330
- FA50700333

4000K

- FA50700201
- FA50700206
- FA50700212
- FA50700218
- FA50700230
- FA50700233



@ 3000K

Optic Medium 30°

Power Led: 3,4W - 199 lm ≠ OUTPUT 121 lm - 2700K/CRI 80 - 24Vdc / 3,4W - 215 lm ≠ OUTPUT 131 lm - 3000K/CRI 80 - 24Vdc / 3,4W - 224 lm ≠ OUTPUT 136 lm - 4000K/CRI 80 - 24Vdc

2700K

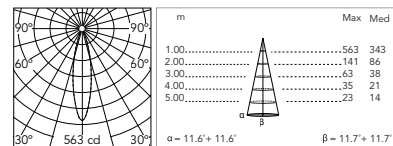
- FA50701501
- FA50701506
- FA50701512
- FA50701518
- FA50701530
- FA50701533

3000K

- FA50701301
- FA50701306
- FA50701312
- FA50701318
- FA50701330
- FA50701333

4000K

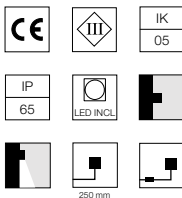
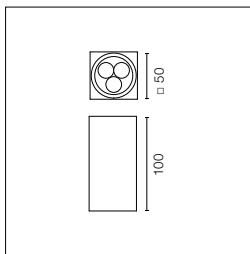
- FA50701201
- FA50701206
- FA50701212
- FA50701218
- FA50701230
- FA50701233



@ 3000K

* Numero massimo di apparecchi per alimentatore / Maximum number of luminaires per power supply.

Numero massimo di apparecchi per alimentatore (Vin220÷240). Dati indicativi da verificare con le specifiche condizioni di installazione.	Maximum number of luminaires per power supply. (220÷240 V). These data must be checked taking into account the specific installation conditions.	Acc. RF25754	1	Acc. RF25752	3
		Acc. RF25748	1	Acc. RF25755	9
		Acc. RF25747	2	Acc. RF25749	17
		Acc. RF25757	2		



Sorgente luminosa a LED inclusa. Alimentazione elettrica remota 24V dc ON/OFF da ordinare separatamente. Staffa di fissaggio a parete inclusa. Dotato di spezzone di cavo uscente in neoprene di 250 mm e kit con connettori crimp e guaina termorestringente adesiva per connessione a tenuta stagna. Vetro trasparente extrachiaro.

LED source included. Electric remote 24V dc ON/OFF power supply to be ordered separately. Wall fixing bracket included. The luminaire is equipped with a protruding, neoprene, 250 mm cable and a wiring kit with crimp connectors and adhesive heat-shrink tubing guaranteeing the water tightness of the connection. Extra clear transparent glass.

2200K disponibile su richiesta.

2200K available on request.

Optic Spot 10°

Power Led: 4,5W - 331 lm ≠ OUTPUT 246 lm - 2700K/CRI 80 - 24Vdc / 4,5W - 359 lm ≠ OUTPUT 267 lm - 3000K/CRI 80 - 24Vdc / 4,5W - 373 lm ≠ OUTPUT 277 lm - 4000K/CRI 80 - 24Vdc

2700K

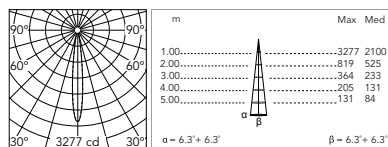
- FA50702501
- FA50702506
- FA50702512
- FA50702518
- FA50702530
- FA50702533

3000K

- FA50702301
- FA50702306
- FA50702312
- FA50702318
- FA50702330
- FA50702333

4000K

- FA50702201
- FA50702206
- FA50702212
- FA50702218
- FA50702230
- FA50702233



@ 3000K

Optic Medium 30°

Power Led: 4,5W - 331 lm ≠ OUTPUT 218 lm - 2700K/CRI 80 - 24Vdc / 4,5W - 359 lm ≠ OUTPUT 236 lm - 3000K/CRI 80 - 24Vdc / 4,5W - 373 lm ≠ OUTPUT 245 lm - 4000K/CRI 80 - 24Vdc

2700K

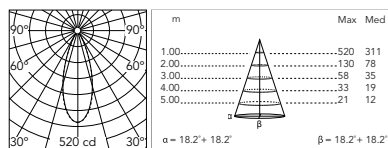
- FA50703501
- FA50703506
- FA50703512
- FA50703518
- FA50703530
- FA50703533

3000K

- FA50703301
- FA50703306
- FA50703312
- FA50703318
- FA50703330
- FA50703333

4000K

- FA50703201
- FA50703206
- FA50703212
- FA50703218
- FA50703230
- FA50703233



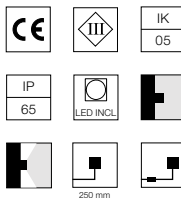
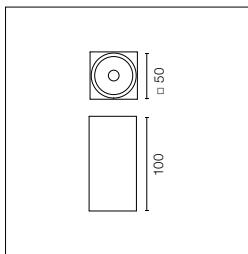
@ 3000K

* Numero massimo di apparecchi per alimentatore / Maximum number of luminaires per power supply.

Numero massimo di apparecchi per alimentatore (Vin220÷240). Dati indicativi da verificare con le specifiche condizioni di installazione.

Maximum number of luminaires per power supply. (220÷240 V). These data must be checked taking into account the specific installation conditions.

Acc. RF25754	1	Acc. RF25757	2
Acc. RF25748	1	Acc. RF25755	7
Acc. RF25747	2	Acc. RF25749	14



Sorgente luminosa a LED inclusa. Alimentazione elettrica remota 24V dc ON/OFF da ordinare separatamente. Staffa di fissaggio a parete inclusa. Dotato di spezzone di cavo uscente in neoprene di 250 mm e kit con connettori crimp e guaina termorestringente adesiva per connessione a tenuta stagna. Vetro trasparente extrachiario.

LED source included. Electric remote 24V dc ON/OFF power supply to be ordered separately. Wall fixing bracket included. The luminaire is equipped with a protruding, neoprene, 250 mm cable and a wiring kit with crimp connectors and adhesive heat-shrink tubing guaranteeing the water tightness of the connection. Extra clear transparent glass.

2200K disponibile su richiesta.

2200K available on request.

Optic Spot 10°

Power Led: 6,8W - 2x199 lm ≠ OUTPUT 2x138 lm - 2700K/CRI 80 - 24Vdc / 6,8W - 2x215 lm ≠ OUTPUT 2x149 lm - 3000K/CRI 80 - 24Vdc / 6,8W - 2x224 lm ≠ OUTPUT 2x155 lm - 4000K/CRI 80 - 24Vdc

2700K

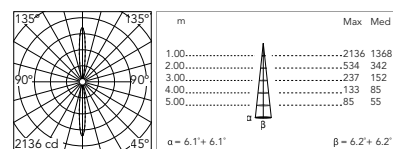
- FA50710501
- FA50710506
- FA50710512
- FA50710518
- FA50710530
- FA50710533

3000K

- FA50710301
- FA50710306
- FA50710312
- FA50710318
- FA50710330
- FA50710333

4000K

- FA50710201
- FA50710206
- FA50710212
- FA50710218
- FA50710230
- FA50710233



@ 3000K

Optic Medium 30°

Power Led: 6,8W - 2x199 lm ≠ OUTPUT 2x121 lm - 2700K/CRI 80 - 24Vdc / 6,8W - 2x215 lm ≠ OUTPUT 2x131 lm - 3000K/CRI 80 - 24Vdc / 6,8W - 2x224 lm ≠ OUTPUT 2x136 lm - 4000K/CRI 80 - 24Vdc

2700K

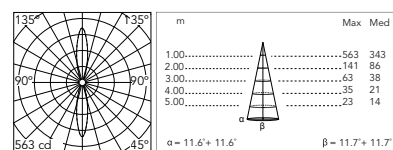
- FA50711501
- FA50711506
- FA50711512
- FA50711518
- FA50711530
- FA50711533

3000K

- FA50711301
- FA50711306
- FA50711312
- FA50711318
- FA50711330
- FA50711333

4000K

- FA50711201
- FA50711206
- FA50711212
- FA50711218
- FA50711230
- FA50711233



@ 3000K

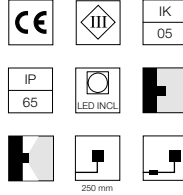
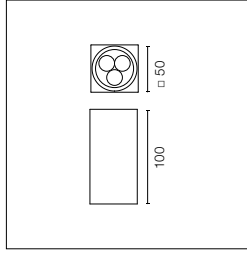
* Numero massimo di apparecchi per alimentatore / Maximum number of luminaires per power supply.

Numero massimo di apparecchi per alimentatore (Vin220÷240). Dati indicativi da verificare con le specifiche condizioni di installazione.

Maximum number of luminaires per power supply. (220÷240 V). These data must be checked taking into account the specific installation conditions.

Acc. RF25747	1	Acc. RF25755	5
Acc. RF25757	1	Acc. RF25749	8
Acc. RF25752	2		

Heavy Metal HP Wall 2 Double



Sorgente luminosa a LED inclusa. Alimentazione elettrica remota 24V dc ON/OFF da ordinare separatamente. Staffa di fissaggio a parete inclusa. Dotato di spezzone di cavo uscente in neoprene di 250 mm e kit con connettori crimp e guaina termorestringente adesiva per connessione a tenuta stagna. Vetro trasparente extrachiaro.

LED source included. Electric remote 24V dc ON/OFF power supply to be ordered separately. Wall fixing bracket included. The luminaire is equipped with a protruding, neoprene, 250 mm cable and a wiring kit with crimp connectors and adhesive heat-shrink tubing guaranteeing the water tightness of the connection. Extra clear transparent glass.

2200K disponibile su richiesta.

2200K available on request.

Optic Spot 10°

Power Led: 9W - 2x331 lm ≠ OUTPUT 2x246 lm - 2700K/CRI 80 - 24Vdc / 9W - 2x359 lm ≠ OUTPUT 2x267 lm - 3000K/CRI 80 - 24Vdc / 9W - 2x373 lm ≠ OUTPUT 2x277 lm - 4000K/CRI 80 - 24Vdc

2700K

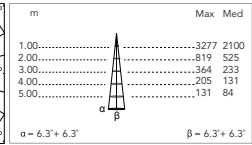
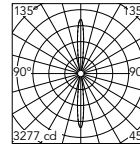
- FA50712501
- FA50712506
- FA50712512
- FA50712518
- FA50712530
- FA50712533

3000K

- FA50712301
- FA50712306
- FA50712312
- FA50712318
- FA50712330
- FA50712333

4000K

- FA50712201
- FA50712206
- FA50712212
- FA50712218
- FA50712230
- FA50712233



@ 3000K

Optic Medium 30°

Power Led: 9W - 2x331 lm ≠ OUTPUT 2x218 lm - 2700K/CRI 80 - 24Vdc / 9W - 2x359 lm ≠ OUTPUT 2x236 lm - 3000K/CRI 80 - 24Vdc / 9W - 2x373 lm ≠ OUTPUT 2x245 lm - 4000K/CRI 80 - 24Vdc

2700K

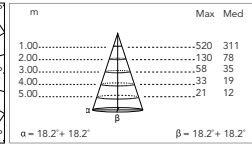
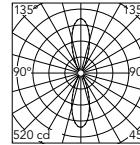
- FA50713501
- FA50713506
- FA50713512
- FA50713518
- FA50713530
- FA50713533

3000K

- FA50713301
- FA50713306
- FA50713312
- FA50713318
- FA50713330
- FA50713333

4000K

- FA50713201
- FA50713206
- FA50713212
- FA50713218
- FA50713230
- FA50713233



@ 3000K


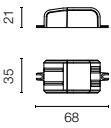

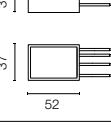

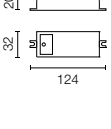

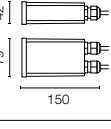

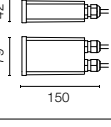

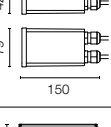

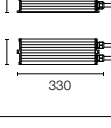

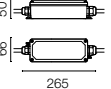
* Numero massimo di apparecchi per alimentatore / Maximum number of luminaires per power supply.

Numero massimo di apparecchi per alimentatore (Vin220÷240). Dati indicativi da verificare con le specifiche condizioni di installazione.

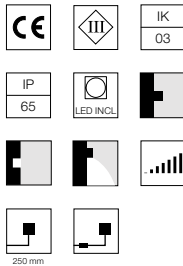
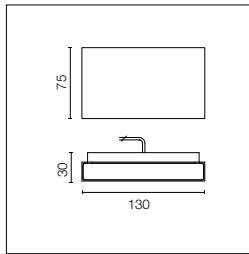
Maximum number of luminaires per power supply. (220÷240 V). These data must be checked taking into account the specific installation conditions.

Acc. RF25747	1
Acc. RF25757	1
Acc. RF25755	3
Acc. RF25749	7

Heavy Metal Wall 2: Driver / Drivers

Alimentatore doppia funzione Vout 24Vdc: 8W/100÷240V Iout 350ma: 6x1W/100÷240V IP20 Classe II Selv Eq.	Power supply dual function Vout 24Vdc: 8W/100÷240V Iout 350ma: 6x1W/100÷240V IP20 Class II Selv Eq.	Heavy Metal Wall 2 Mono *RF25754		
Alimentatore 24V 8W / 110-240V IP65 Classe II selv.	Power supply 24V 8W / 110-240V IP65 Class II selv.	Heavy Metal Wall 2 Double *RF25748		
Alimentatore 24V 10W / 110-240V IP20 Classe II selv.	Power supply 24V 10W / 110-240V IP20 Class II selv.	*RF25747		
Alimentatore 24V 10W / 110-240V IP67 Classe II selv.	Power supply 24V 10W / 110-240V IP67 Class II selv.	*RF25757		
Alimentatore per installazione remota 24Vdc 20W / 220-240V IP67 Classe II selv.	Power supply for remote installation 24Vdc 20W / 220-240V IP67 Class II selv.	*RF25752		
Alimentatore 24Vdc 35W / 120-270V IP67 Classe II selv.	Power supply 24Vdc 35W / 120-270V IP67 Class II selv.	F990B23AZ00		
Alimentatore 24Vdc 50W / 120-240V IP67 Classe II selv.	Power supply 24Vdc 50W / 120-240V IP67 Class II selv.	*RF25755		
Alimentatore 24Vdc 70W / 220-240V IP67 Classe II selv.	Power supply 24Vdc 70W / 220-240V IP67 Class II selv.	*RF25749		

Heavy Metal Wall 3 Mono



Sorgente luminosa a LED inclusa. Alimentazione elettrica remota 24V dc ON/OFF da ordinare separatamente. Staffa di fissaggio a parete inclusa. Dotato di spezzone di cavo uscente in neoprene di 250 mm e kit con connettori crimp e guaina termorestringente adesiva per connessione a tenuta stagna. Vetro trasparente extrachiaro.

LED source included. Electric remote 24V dc ON/OFF power supply to be ordered separately. Wall fixing bracket included. The luminaire is equipped with a protruding, neoprene, 250 mm cable and a wiring kit with crimp connectors and adhesive heat-shrink tubing guaranteeing the water tightness of the connection. Extra clear transparent glass.

2200K disponibile su richiesta.

2200K available on request.

Mid-Power Led: 2,5W - 246 lm ≠ OUTPUT 162 lm - 2700K/CRI 80 - 24Vdc / 2,5W - 265 lm ≠ OUTPUT 168 lm - 3000K/CRI 80 - 24Vdc / 2,5W - 278 lm ≠ OUTPUT 174 lm - 4000K/CRI 80 - 24Vdc

2700K

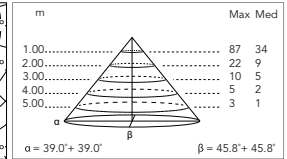
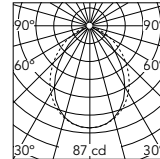
- FA51200501
- FA51200506
- FA51200512
- FA51200518
- FA51200530
- FA51200533

3000K

- FA51200301
- FA51200306
- FA51200312
- FA51200318
- FA51200330
- FA51200333

4000K

- FA51200201
- FA51200206
- FA51200212
- FA51200218
- FA51200230
- FA51200233



@ 3000K

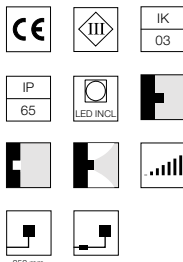
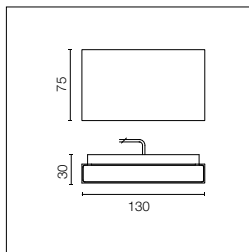
* Numero massimo di apparecchi per alimentatore / Maximum number of luminaires per power supply.

Numero massimo di apparecchi per alimentatore (Vin220÷240). Dati indicativi da verificare con le specifiche condizioni di installazione.

Maximum number of luminaires per power supply. (220÷240 V). These data must be checked taking into account the specific installation conditions.

Acc. RF25754	3	Acc. RF26387.A	6
Acc. RF25748	3	Acc. RF25752	8
Acc. RF25747	4	Acc. RF25755	20
Acc. RF25757	4	Acc. RF25749	25
Acc. RF25750	6	Acc. RF25756	35
Acc. F990B21A000	6		

Heavy Metal Wall 3 Double



Sorgente luminosa a LED inclusa. Alimentazione elettrica remota 24V dc ON/OFF da ordinare separatamente. Staffa di fissaggio a parete inclusa. Dotato di spezzone di cavo uscente in neoprene di 250 mm e kit con connettori crimp e guaina termorestringente adesiva per connessione a tenuta stagna. Vetro trasparente extrachiaro.

LED source included. Electric remote 24V dc ON/OFF power supply to be ordered separately. Wall fixing bracket included. The luminaire is equipped with a protruding, neoprene, 250 mm cable and a wiring kit with crimp connectors and adhesive heat-shrink tubing guaranteeing the water tightness of the connection. Extra clear transparent glass.

2200K disponibile su richiesta.

2200K available on request.

Mid-Power Led: 5W - 2x246 lm ≠ OUTPUT 2x162 lm - 2700K/CRI 80 - 24Vdc / 5W - 2x265 lm ≠ OUTPUT 2x168 lm - 3000K/CRI 80 - 24Vdc / 5W - 2x278 lm ≠ OUTPUT 2x174 lm - 4000K/CRI 80 - 24Vdc

2700K

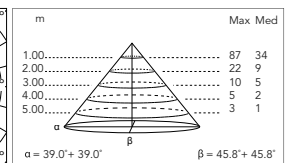
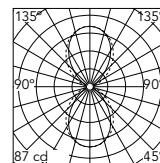
- FA51201501
- FA51201506
- FA51201512
- FA51201518
- FA51201530
- FA51201533

3000K

- FA51201301
- FA51201306
- FA51201312
- FA51201318
- FA51201330
- FA51201333

4000K

- FA51201201
- FA51201206
- FA51201212
- FA51201218
- FA51201230
- FA51201233



@ 3000K

* Numero massimo di apparecchi per alimentatore / Maximum number of luminaires per power supply.

Numero massimo di apparecchi per alimentatore (Vin220÷240). Dati indicativi da verificare con le specifiche condizioni di installazione.

Maximum number of luminaires per power supply. (220÷240 V). These data must be checked taking into account the specific installation conditions.

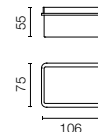
Acc. RF25754	1	Acc. RF26387.A	3
Acc. RF25748	1	Acc. RF25752	4
Acc. RF25747	2	Acc. RF25755	10
Acc. RF25757	2	Acc. RF25749	13
Acc. RF25750	3	Acc. RF25756	17
Acc. F990B21A000	3		

Heavy Metal Wall 3: Accessori / Accessories

Scatola di derivazione da incasso 3 moduli (modello 503)

Recessed 3-module junction box (model 503)

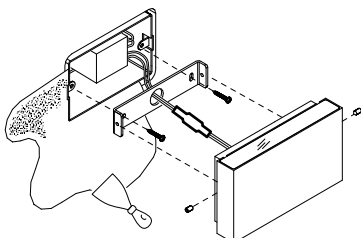
Heavy Metal Wall 3
F990H010000



Heavy Metal Wall 3 Installation acc. F990H010000

Heavy Metal Wall 3 con scatola per incasso.
Opzionale: alimentatore art. 106 in scatola da incasso.

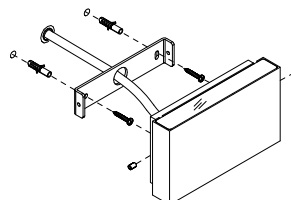
Heavy Metal Wall 3 with box. Optional: power supply code 106 in recessed box.



Heavy Metal Wall 3 Installation acc. F990H010000

Heavy Metal Wall 3 senza scatola per incasso.

Heavy Metal Wall 3 without box.

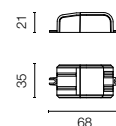


Heavy Metal Wall 3: Driver / Drivers

Alimentatore doppia funzione Vout 24Vdc: 8W/100÷240V Iout 350ma: 6x1W/100÷240V IP20 Classe II Selv Eq.

Power supply dual function Vout 24Vdc: 8W/100÷240V Iout 350ma: 6x1W/100÷240V IP20 Class II Selv Eq.

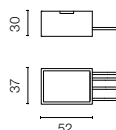
*RF25754



Alimentatore 24Vdc 8W / 110-240V IP65 Classe II selv.

Power supply 24Vdc 8W / 110-240V IP65 Class II selv.

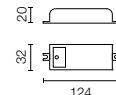
*RF25748



Alimentatore per installazione remota 24Vdc 10W / 110-240V IP20 Classe II selv.

Power supply for remote installation 24Vdc 10W / 110-240V IP20 Class II selv.

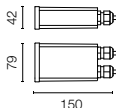
*RF25747



Alimentatore 24V 10W / 110-240V IP67 Classe II selv.

Power supply 24V 10W / 110-240V IP67 Class II selv.

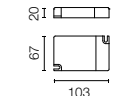
*RF25757



Alimentatore per installazione remota 24Vdc 17W / 110-240V (15W@110V) IP20 Classe II selv.

Power supply for remote installation 24Vdc 17W / 110-240V (15W@110V) IP20 Class II selv.

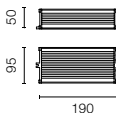
*RF25750
Dimmable 1-10V



Alimentatore 17W/110÷240V - 24Vdc (15W@110V) IP67 Classe II Selv.

Power supply 17W/110÷240V - 24Vdc (15W@110V) IP67 Class II Selv.

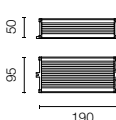
*F990B21A000



Alimentatore per installazione remota 24Vdc 20W / 110-240Vdc (15W@110V) IP67 Classe II selv.

Power supply for remote installation 24Vdc 20W / 110-240Vdc (15W@110V) IP67 Class II selv.

*RF26387.A
Dimmable DALI



Heavy Metal Wall 3: Driver / Drivers

Alimentatore per installazione remota 24Vdc 20W / 220-240V IP67 Classe II selv.	Power supply for remote installation 24Vdc 20W / 220-240V IP67 Class II selv.	*RF25752		
Alimentatore per installazione remota 24Vdc 50W / 120-240V IP67 Classe II selv.	Power supply for remote installation 24Vdc 50W / 120-240V IP67 Class II selv.	*RF25755		
Alimentatore 24Vdc 35W / 120-270V IP67 Classe II selv.	Power supply 24Vdc 35W / 120-270V IP67 Class II selv.	F990B23AZ00		
Alimentatore per installazione remota 24Vdc 70W / 220-240V IP67 Classe II selv.	Power supply for remote installation 24Vdc 70W / 220-240V IP67 Class II selv.	*RF25749		
Alimentatore per installazione remota 24Vdc 96W / 120-240V IP67 Classe II selv.	Power supply for remote installation 24Vdc 96W / 120-240V IP67 Class II selv.	*RF25756		

Marco





Marco Mono



Famiglia / Family

Marco Mono



Power Led

up to 3W
up to 103 lm - 2700K/CRI 80
up to 110 lm - 3000K/CRI 80
up to 114 lm - 4000K/CRI 80
* Net lumen output
[2200K available on request.](#)

Marco Double



Power Led

up to 4W
up to 2x103 lm - 2700K/CRI 80
up to 2x110 lm - 3000K/CRI 80
up to 2x114 lm - 4000K/CRI 80
* Net lumen output
[2200K available on request.](#)

Marco Omnidirectional



Power Led

up to 7W
up to 4x103 lm - 2700K/CRI 80
up to 4x110 lm - 3000K/CRI 80
up to 4x114 lm - 4000K/CRI 80
* Net lumen output
[2200K available on request.](#)

Colori / Colours



01 White



06 Grey



12 Forest Green



18 Deep Brown



30 Black

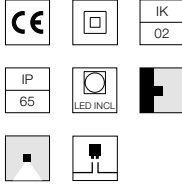
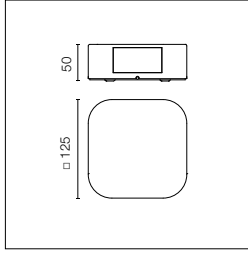


33 Anthracite

Descrizione / Description

Apparecchio a parete per esterno con sorgente luminosa a LED, caratterizzato dalla forma quadrata arrotondata e dalla minima sporgenza. Disponibile in differenti combinazioni di apertura di fascio e di finestre di emissione per la creazione di segni grafici a parete con luce radente. Corpo in alluminio pressofuso EN AB-47100, a basso contenuto di rame, staffa di fissaggio a parete in acciaio inox AISI 304. Diffusore in vetro extrachiaro con bordo serigrafato, fissato attraverso un sistema di incollaggio robotizzato a filo con il bordo lampada per evitare depositi d'acqua. Disponibili in differenti finiture con rivestimento a doppio strato di polveri e sottoposte a trattamento di conversione chimica superficiale per una elevata resistenza alla corrosione. Viterie di fissaggio sono in acciaio inox AISI 316L di dimensioni minime per una perfetta integrazione a filo nel corpo dell'apparecchio.

Outdoor wall luminaire with LED light source. It is characterized by its square shape with rounded profiles and reduced protrusion. Available in different combinations of beam angles and emission windows, which allow the creation of luminous graphic signs flush with the wall. Die-cast aluminium structure, EN AB-47100 alloy (with low copper content) and AISI 304 stainless steel fixing bracket. Extra clear glass diffuser with silkscreen border, fixed flush with the luminaire's edge through a robotic gluing system in order to prevent water deposits. Available in different finishes with a double layer coating and a chemical conversion surface treatment to guarantee high resistance to corrosion. The fixing screws are made of AISI 316L stainless steel and of minimal dimensions for a perfect, grazing integration into the luminaire's structure.



Sorgente luminosa a LED inclusa. Alimentazione elettrica 220-240V ON/ OFF integrata. Staffa di fissaggio a parete inclusa. Dotato di due pressacavi in gomma per cavi 5mm< ϕ <9mm per consentire una facile connessione entrata-esci.

LED source included. Integrated electric power supply 220-240V ON/OFF. Wall fixing bracket included. Equipped with two rubber cable guides (5mm< ϕ <9mm) that facilitate the inlet-outlet connection.

2200K disponibile su richiesta.

2200K available on request.

Optic Spot 12°

Power Led: 3W - 139 lm \neq OUTPUT 103 lm - 2700K/CRI 80 - 220 \div 240V / 3W - 149 lm \neq OUTPUT 110 lm - 3000K/CRI 80 - 220 \div 240V / 3W - 154 lm \neq OUTPUT 114 lm - 4000K/CRI 80 - 220 \div 240V

2700K

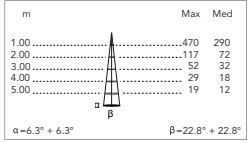
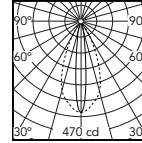
- FA1072764301
- FA1072764306
- FA1072764312
- FA1072764318
- FA1072764330
- FA1072764333

3000K

- FA1071164301
- FA1071164306
- FA1071164312
- FA1071164318
- FA1071164330
- FA1071164333

4000K

- FA1072304301
- FA1072304306
- FA1072304312
- FA1072304318
- FA1072304330
- FA1072304333



@ 3000K

Optic Flood 71°

Power Led: 3W - 139 lm \neq OUTPUT 101 lm - 2700K/CRI 80 - 220 \div 240V / 3W - 149 lm \neq OUTPUT 108 lm - 3000K/CRI 80 - 220 \div 240V / 3W - 154 lm \neq OUTPUT 111 lm - 4000K/CRI 80 - 220 \div 240V

2700K

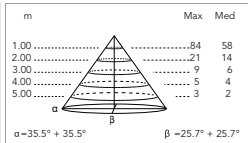
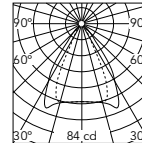
- FA1072765001
- FA1072765006
- FA1072765012
- FA1072765018
- FA1072765030
- FA1072765033

3000K

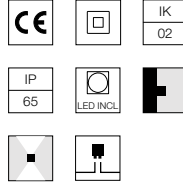
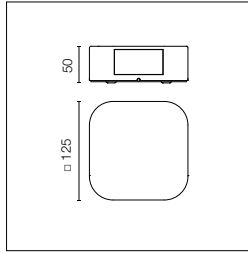
- FA1071165001
- FA1071165006
- FA1071165012
- FA1071165018
- FA1071165030
- FA1071165033

4000K

- FA1072305001
- FA1072305006
- FA1072305012
- FA1072305018
- FA1072305030
- FA1072305033



@ 3000K



Sorgente luminosa a LED inclusa. Alimentazione elettrica 220-240V ON/ OFF integrata. Staffa di fissaggio a parete inclusa. Dotato di due pressacavi in gomma per cavi 5mmϕ<math><9\text{mm}</math> per consentire una facile connessione entrata-uscita.

LED source included. Integrated electric power supply 220-240V ON/OFF. Wall fixing bracket included. Equipped with two rubber cable guides (5mmϕ<math><9\text{mm}</math>) that facilitate the inlet-outlet connection.

2200K disponibile su richiesta.

2200K available on request.

Optic Spot 12°

Power Led: 4W - 2x139 lm \neq OUTPUT 2x103 lm - 2700K/CRI 80 - 220÷240V / 4W - 2x149 lm \neq OUTPUT 2x110 lm - 3000K/CRI 80 - 220÷240V / 4W - 2x154 lm \neq OUTPUT 2x114 lm - 4000K/CRI 80 - 220÷240V

2700K

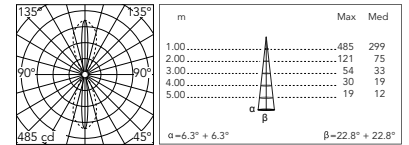
- FA1072794401
- FA1072794406
- FA1072794412
- FA1072794418
- FA1072794430
- FA1072794433

3000K

- FA1071194401
- FA1071194406
- FA1071194412
- FA1071194418
- FA1071194430
- FA1071194433

4000K

- FA1072314401
- FA1072314406
- FA1072314412
- FA1072314418
- FA1072314430
- FA1072314433



@ 3000K

Optic Flood 71°

Power Led: 4W - 2x139 lm \neq OUTPUT 2x101lm - 2700K/CRI 80 - 220÷240V / 4W - 2x149 lm \neq OUTPUT 2x108 lm - 3000K/CRI 80 - 220÷240V / 4W - 2x154 lm \neq OUTPUT 2x111 lm - 4000K/CRI 80 - 220÷240V

2700K

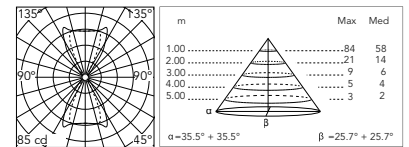
- FA1072795101
- FA1072795106
- FA1072795112
- FA1072795118
- FA1072795130
- FA1072795133

3000K

- FA1071195101
- FA1071195106
- FA1071195112
- FA1071195118
- FA1071195130
- FA1071195133

4000K

- FA1072315101
- FA1072315106
- FA1072315112
- FA1072315118
- FA1072315130
- FA1072315133



@ 3000K

Optic Spot 12°+Flood 71°

Power Led: 4W - 2x139 lm \neq OUTPUT 2x103+101 lm - 2700K/CRI 80 - 220÷240V / 4W - 2x149 lm \neq OUTPUT 2x110+108 lm - 3000K/CRI 80 - 220÷240V / 4W - 2x154 lm \neq OUTPUT 2x114+111 lm - 4000K/CRI 80 - 220÷240V

2700K

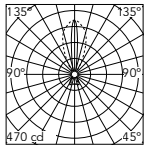
- FA1072725301
- FA1072725306
- FA1072725312
- FA1072725318
- FA1072725330
- FA1072725333

3000K

- FA1071225301
- FA1071225306
- FA1071225312
- FA1071225318
- FA1071225330
- FA1071225333

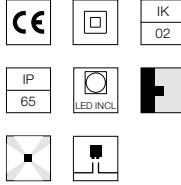
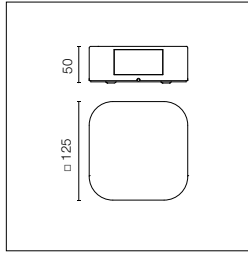
4000K

- FA1072315301
- FA1072315306
- FA1072315312
- FA1072315318
- FA1072315330
- FA1072315333



@ 3000K

Marco Omnidirectional



Sorgente luminosa a LED inclusa. Alimentazione elettrica 220-240V ON/ OFF integrata. Staffa di fissaggio a parete inclusa. Dotato di due pressacavi in gomma per cavi 5mm< ϕ <9mm per consentire una facile connessione entrata-esci.

LED source included. Integrated electric power supply 220-240V ON/OFF. Wall fixing bracket included. Equipped with two rubber cable guides (5mm< ϕ <9mm) that facilitate the inlet-outlet connection.

2200K disponibile su richiesta.

2200K available on request.

Optic Spot 12°

Power Led: 7W - 4x139 lm \neq OUTPUT 4x103 lm - 2700K/CRI 80 - 220 \div 240V / 7W - 4x149 lm \neq OUTPUT 4x110 lm - 3000K/CRI 80 - 220 \div 240V / 7W - 4x154 lm \neq OUTPUT 4x114 lm - 4000K/CRI 80 - 220 \div 240V

2700K

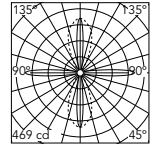
- FA1072724701
- FA1072724706
- FA1072724712
- FA1072724718
- FA1072724730
- FA1072724733

3000K

- FA107924501
- FA107924506
- FA107924512
- FA107924518
- FA107924530
- FA107924533

4000K

- FA1072324501
- FA1072324506
- FA1072324512
- FA1072324518
- FA1072324530
- FA1072324533



@ 3000K

Optic Flood 71°

Power Led: 7W - 4x139 lm \neq OUTPUT 4x101 lm - 2700K/CRI 80 - 220 \div 240V / 7W - 4x149 lm \neq OUTPUT 4x108 lm - 3000K/CRI 80 - 220 \div 240V / 7W - 4x154 lm \neq OUTPUT 4x111 lm - 4000K/CRI 80 - 220 \div 240V

2700K

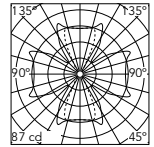
- FA1072724901
- FA1072724906
- FA1072724912
- FA1072724918
- FA1072724930
- FA1072724933

3000K

- FA107925201
- FA107925206
- FA107925212
- FA107925218
- FA107925230
- FA107925233

4000K

- FA1072325201
- FA1072325206
- FA1072325212
- FA1072325218
- FA1072325230
- FA1072325233




@ 3000K

Marco: Accessori / Accessories

Dispositivo di protezione per il sovraccarico. 275Vac. Corrente massima di scarica 10KA (8/29 μ s). Massima corrente operativa 5A. Adatto per la connessione in serie. IP66.

Surge protection device. 275Vac. Maximum discharge current 10KA (8/20 μ s). Maximum operating current 5A. Suitable for series connection. IP66.

F990E00A000



Fenestra

Designed by Flos Outdoor







Fenestra

Famiglia / Family

Fenestra 24V



Power Led

4W
165 lm - 2700K/CRI 80
183 lm - 3000K/CRI 80
201 lm - 4000K/CRI 80

Fenestra



Power Led

5,5W
165 lm - 2700K/CRI 80
183 lm - 3000K/CRI 80
201 lm - 4000K/CRI 80

Colori / Colours



01 White



06 Grey



12 Forest Green



18 Deep Brown



30 Black



33 Anthracite

Descrizione / Description

Apparecchio per esterni installabile in vano finestra con fonte di luce a LED.

Corpo dell'apparecchio realizzato in alluminio pressofuso EN AB-47100 a basso contenuto di rame.

Rivestimento ad alta resistenza: dopo un trattamento di sabbiatura di tutti i componenti per rendere la superficie porosa e garantire una maggiore adesione della vernice, è applicato il rivestimento esterno con un doppio strato con polveri secondo lo standard QUALICOAT. Il primo strato di polvere epossidica dà resistenza chimica e meccanica, il secondo strato di finitura di polvere poliestere assicura resistenza ai raggi UV ed agli agenti atmosferici.

Le superfici verniciate sono trattate con lavaggi alcalini e acidi, risciacquate con acqua demineralizzata e sottoposte a un trattamento di conversione chimica per proteggere contro l'ossidazione.

Grazie all'utilizzo di una doppia sorgente LED e di due lenti ad emissione lamellare è garantita una copertura di 270° con distribuzione omogenea e ottima uniformità cromatica. Diffusore in policarbonato stabilizzato ai raggi UV, guarnizione in silicone.

Ogni apparecchio è dotato di un sistema meccanico di regolazione, di circa 10°, che consente di compensare l'inclinazione dei davanzali e permette il corretto orientamento del fascio luminoso.

Luminaire for outdoor use for installation in a window compartment with LED light source.

Luminaire body in die-cast aluminum EN AB-47100 (low copper content).

High-resistance coating: after a sandblasting treatment of all components to make the surface porous and ensure a greater adhesion of the paint, the external coating is applied with a double layer with epoxy powders according to the QUALICOAT standard. The first layer of epoxy powder gives chemical and mechanical resistance, the second finishing layer of polyester powder ensures resistance to UV rays and atmospheric agents.

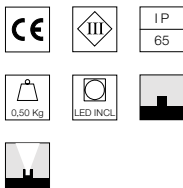
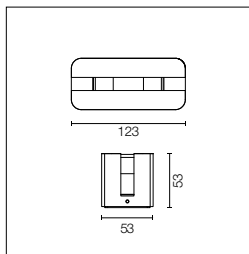
The painted surfaces are treated with alkaline and acidic washes, then rinsed with demineralized water, subjected to a chemical conversion treatment to protect against oxidation.

Thanks to the use of a dual LED source and two laminar emitting lenses, it guarantees a coverage of 270° with homogeneous distribution and excellent color uniformity.

UV-stabilized polycarbonate diffuser, silicone seal.

Each luminaire is equipped with a mechanical adjustment system of up to 10° to compensate the tilting of the parapet and thus correctly orient the light beam.

Fenestra 24V



Alimentazione elettrica remota 12-24V da ordinare separatamente. Dotata di uno spezzone di cavo uscente in neoprene di 1000 mm.

12-24V remote power supply to be ordered separately. Equipped with a 1000 mm length outgoing neoprene cable.

Power Led: 4W - 274 lm ≠ FIXT 165 lm - 2700K/CRI 80 - 12-24V / 4W - 304 lm ≠ FIXT 183 lm - 3000K/CRI 80 - 12-24V / 4W - 334 lm ≠ FIXT 201 lm - 4000K/CRI 80 - 12-24V

2700K

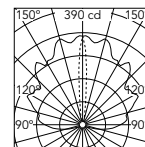
- F2250001
- F2250006
- F2250012
- F2250018
- F2250030
- F2250033

3000K

- F2251001
- F2251006
- F2251012
- F2251018
- F2251030
- F2251033

4000K

- F2252001
- F2252006
- F2252012
- F2252018
- F2252030
- F2252033

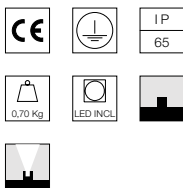
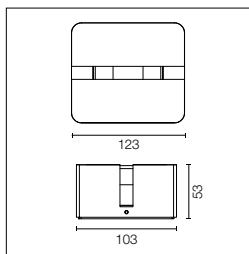


Beam Angle: 10°

h(m)	E(lx)	D(m)
1	390	7.63
2	97	15.26
3	43	22.89
4	24	30.52
5	16	38.15

@4000K

Fenestra



Alimentazione elettrica 100/240V integrata. Dotata di uno spezzone di cavo uscente in neoprene di 1000 mm. Versione dimmerabile a richiesta.

Integrated 100/240V power supply. Equipped with an 1000 mm length outgoing neoprene cable. Dimmable version on request.

Power Led: 5,5W - 274 lm ≠ FIXT 165 lm - 2700K/CRI 80 - 100-240V / 5,5W - 304 lm ≠ FIXT 183 lm - 3000K/CRI 80 - 100-240V / 5,5W - 334 lm ≠ FIXT 201 lm - 4000K/CRI 80 - 100-240V

2700K

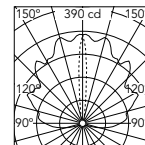
- F2260001
- F2260006
- F2260012
- F2260018
- F2260030
- F2260033

3000K

- F2261001
- F2261006
- F2261012
- F2261018
- F2261030
- F2261033

4000K

- F2262001
- F2262006
- F2262012
- F2262018
- F2262030
- F2262033

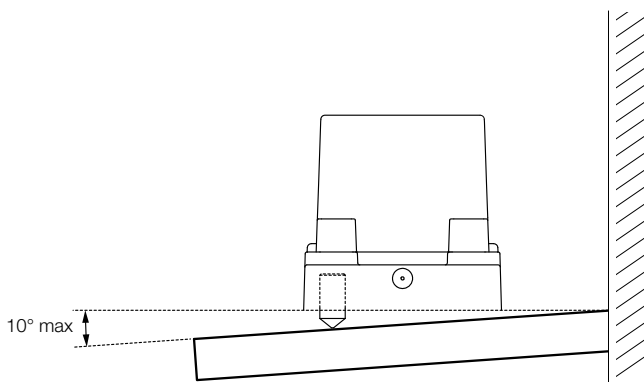


Beam Angle: 10°

h(m)	E(lx)	D(m)
1	390	7.63
2	97	15.26
3	43	22.89
4	24	30.52
5	16	38.15

@4000K

Regolazione dell'apparecchio per superfici di appoggio non planari Luminaire adjustment for non-planar surfaces




Fenestra 24V: Accessori / Accessories

Dispositivo di protezione per il sovraccarico. 275Vac Corrente massima di scarica 10KA (8/29us). Massima corrente operativa 5A. Adatto per la connessione in serie. IP66.

Surge protection device. 275Vac. Maximum discharge current 10KA (8/20us). Maximum operating current 5A. Suitable for series connection. IP66.

F990E00A000



Fenestra 24V: Driver / Drivers

Alimentatore 24V 8W / 110-240V IP20 Classe II selv.

Power supply 24V 8W / 110-240V IP20 Class II selv.

*RF25754



Alimentatore 24V 8W / 110-240V IP65 Classe II selv.

Power supply 24V 8W / 110-240V IP65 Class II selv.

*RF25748



Alimentatore 24V 10W / 110-240V IP20 Classe II selv.

Power supply 24V 10W / 110-240V IP20 Class II selv.

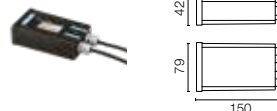
*RF25747



Alimentatore 24V 10W / 110-240V IP67 Classe II selv.

Power supply 24V 10W / 110-240V IP67 Class II selv.

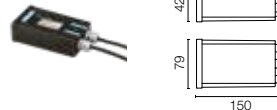
*RF25757



Alimentatore 24Vdc 35W / 120-270V IP67 Classe II selv.

Power supply 24Vdc 35W / 120-270V IP67 Class II selv.


*F990B23AZ00



Alimentatore 24Vdc 50W / 120-240V IP67 Classe II selv.

Power supply 24Vdc 50W / 120-240V IP67 Class II selv.

*RF25755



Alimentatore 24Vdc 70W / 220-240V IP67 Classe II selv.

Power supply 24Vdc 70W / 220-240V IP67 Class II selv.

*RF25749



* Numero massimo di apparecchi per alimentatore / Maximum number of luminaires per power supply.

Numero massimo di apparecchi per alimentatore (Vin220÷240). Dati indicativi da verificare con le specifiche condizioni di installazione.

Maximum number of luminaires per power supply. (220÷240 V). These data must be checked taking into account the specific installation conditions.

Acc. RF25754	1
Acc. RF25748	1
Acc. RF25747	2
Acc. RF25757	2
Acc. F990B23AZ00	6
Acc. RF25755	9
Acc. RF25749	13

A-Round

Designed by Piero Lissoni







A-Round

Famiglia / Family

A-Round 315



Power Led

42W
3432 lm - 2700K/CRI 80
3978 lm - 3000K/CRI 80
4290 lm - 4000K/CRI 80

A-Round 240



Power Led

21W
1760 lm - 2700K/CRI 80
2040 lm - 3000K/CRI 80
2200 lm - 4000K/CRI 80

A-Round 150



Power Led

8W
572 lm - 2700K/CRI 80
663 lm - 3000K/CRI 80
715 lm - 4000K/CRI 80

Colori / Colours



65 Matt Copper



45 Matt Gold



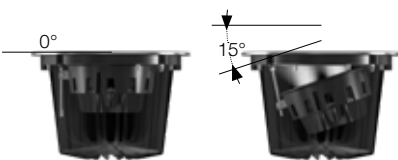
48 Matt Bronze



56 Matt Stainless Steel

Orientabilità sull'asse verticale: max 15°

Adjustment on the vertical axis: max 15°



Rotazione intorno all'asse orizzontale: max 359°

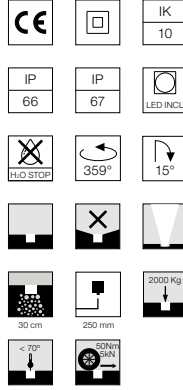
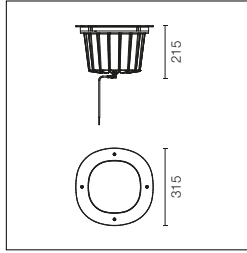
Rotation around the horizontal axis: max 359°



Descrizione / Description

Apparecchio a LED da incasso a terra per esterni, calpestabile e carrabile, disponibile in tre dimensioni, con ottica orientabile e regolabile in diverse configurazioni. Ghiera esterna in acciaio inox AISI 316L trattato con processo PVD (Physical Vapour Deposition). Grazie a questo innovativo trattamento, le superfici dell'A-Round sono ricoperte da un sottile film di metalli come zirconio e titanio che, combinandosi con l'acciaio a livello molecolare, ne aumentano le caratteristiche di resistenza sia meccanica che agli agenti atmosferici, permettendo la realizzazione di finiture pregiate e durevoli. Corpo dell'apparecchio realizzato in alluminio pressofuso EN AB-47100 a basso contenuto di rame, rivestito con doppio strato di vernice ad alta resistenza alla corrosione. Vetro trasparente temperato ad alta resistenza, serigrafato per ridurre l'abbagliamento. Driver per installazione remota incluso, fornito di connettore di aggancio rapido M12 a tenuta stagna. L'installazione richiede una cassaforma da incasso, da ordinare separatamente. È necessario garantire un livello adeguato di ghiaia (> 300 mm) o fornire un sistema di scarico per assicurare il drenaggio ed evitare il ristagno di acqua. Per garantire la tenuta del pressacavo è necessario utilizzare cavi elettrici flessibili idonei all'impiego in ambienti esterni.

Ground-recessed luminaire for outdoor use, walkable and trafficable, available in three sizes, with adjustable optics in various configurations. External body made of stainless steel AISI 316L treated with the PVD process (Physical Vapour Deposition). Thanks to this innovative treatment, the surfaces of A-Round are coated with a thin film of metals, such as zirconium and titanium which, combining with the steel at the molecular level, increases the resistance to both, mechanical and atmospheric agents, permitting the execution of elegant and durable finishings. The body of the luminaire is made of die-cast aluminum EN AB-47100 with low copper content, coated with two layers of paint with high resistance to corrosion. High-strength tempered clear glass, screen-printed to reduce glare. Driver for remote installation included, provided with M12 quick connector for watertight coupling. Installation requires a housing for flush mounting, to be ordered separately. It is necessary to provide an adequate level of gravel (> 300 mm) or a drain system to ensure drainage and avoid water stagnation. To ensure the sealing of the cable gland it is necessary to use flexible electric cables suitable for use in outdoor environments.



Alimentazione elettrica 220/240V integrata. Necessaria cassaforma, da ordinare separatamente.
Orientabilità sull'asse verticale: max 15°. Rotazione intorno all'asse orizzontale: max 359°.

Integrated 220/240V power supply. Box for installation required, to be ordered separately.
Adjustment on the vertical axis: max 15°. Rotation around the horizontal axis: max 359°.

Power Led: 42W - 3432 lm ≠ *FIXT 3203 lm - 2700K/CRI 80 - 220-240V / 42W - 3978 lm ≠ *FIXT 3447 lm - 3000K/CRI 80 - 220-240V / 42W - 4290 lm ≠ *FIXT 3707 lm - 4000K/CRI 80 - 220-240V
*FIXT lm = Spot Optic

Optic Spot

2700K

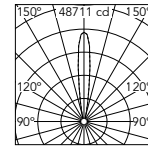
- Non Dimmable
- F4588065.A
- F4588045.A
- F4588048.A
- F4588056.A
- 1-10V
- F4588065-310.A
- F4588045-310.A
- F4588048-310.A
- F4588056-310.A
- Dali
- F4588065-300.A
- F4588045-300.A
- F4588048-300.A
- F4588056-300.A

3000K

- Non Dimmable
- F4591065
- F4591045
- F4591048
- F4591056
- 1-10V
- F4591065-310
- F4591045-310
- F4591048-310
- F4591056-310
- Dali
- F4591065-300
- F4591045-300
- F4591048-300
- F4591056-300

4000K

- Non Dimmable
- F4594065
- F4594045
- F4594048
- F4594056
- 1-10V
- F4594065-310
- F4594045-310
- F4594048-310
- F4594056-310
- Dali
- F4594065-300
- F4594045-300
- F4594048-300
- F4594056-300



Beam Angle: 14°

h(m)	E(lx)	D(m)
1	48711	0.25
2	12178	0.49
3	5412	0.74
4	3044	0.98
5	1948	1.23

@4000K

Optic Medium

2700K

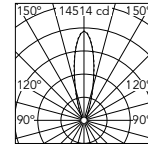
- Non Dimmable
- F4589065.A
- F4589045.A
- F4589048.A
- F4589056.A
- 1-10V
- F4589065-310.A
- F4589045-310.A
- F4589048-310.A
- F4589056-310.A
- Dali
- F4589065-300.A
- F4589045-300.A
- F4589048-300.A
- F4589056-300.A

3000K

- Non Dimmable
- F4592065
- F4592045
- F4592048
- F4592056
- 1-10V
- F4592065-310
- F4592045-310
- F4592048-310
- F4592056-310
- Dali
- F4592065-300
- F4592045-300
- F4592048-300
- F4592056-300

4000K

- Non Dimmable
- F4595065
- F4595045
- F4595048
- F4595056
- 1-10V
- F4595065-310
- F4595045-310
- F4595048-310
- F4595056-310
- Dali
- F4595065-300
- F4595045-300
- F4595048-300
- F4595056-300



Beam Angle: 25°

h(m)	E(lx)	D(m)
1	14514	0.43
2	3629	0.86
3	1613	1.29
4	907	1.73
5	581	2.16

@4000K

Optic Flood

2700K

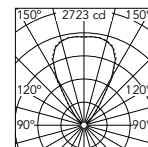
- Non Dimmable
- F4590065.A
- F4590045.A
- F4590048.A
- F4590056.A
- 1-10V
- F4590065-310.A
- F4590045-310.A
- F4590048-310.A
- F4590056-310.A
- Dali
- F4590065-300.A
- F4590045-300.A
- F4590048-300.A
- F4590056-300.A

3000K

- Non Dimmable
- F4593065
- F4593045
- F4593048
- F4593056
- 1-10V
- F4593065-310
- F4593045-310
- F4593048-310
- F4593056-310
- Dali
- F4593065-300
- F4593045-300
- F4593048-300
- F4593056-300

4000K

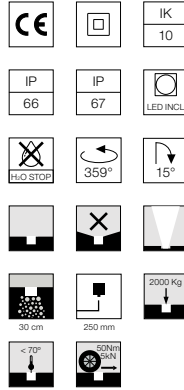
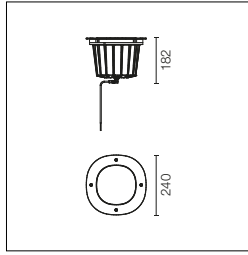
- Non Dimmable
- F4596065
- F4596045
- F4596048
- F4596056
- 1-10V
- F4596065-310
- F4596045-310
- F4596048-310
- F4596056-310
- Dali
- F4596065-300
- F4596045-300
- F4596048-300
- F4596056-300



Beam Angle: 64°

h(m)	E(lx)	D(m)
1	2723	1.23
2	681	2.46
3	303	3.69
4	170	4.92
5	109	6.15

@4000K



Alimentazione elettrica 220/240V integrata. Necessaria cassaforma, da ordinare separatamente.
Orientabilità sull'asse verticale: max 15°. Rotazione intorno all'asse orizzontale: max 359°.

Integrated 220/240V power supply. Box for installation required, to be ordered separately.
Adjustment on the vertical axis: max 15°. Rotation around the horizontal axis: max 359°.

Power Led: 21W - 1760 lm ≠ *FIXT 1623 lm - 2700K/CRI 80 - 220-240V / 21W - 2040 lm ≠ *FIXT 1747 lm - 3000K/CRI 80 - 220-240V / 21W - 2200 lm ≠ *FIXT 1878 lm - 4000K/CRI 80 - 220-240V
*FIXT lm = Spot Optic

Optic Spot

2700K

Non Dimmable

- F4579065.A
- F4579045.A
- F4579048.A
- F4579056.A
- 1-10V
- F4579065-310.A
- F4579045-310.A
- F4579048-310.A
- F4579056-310.A
- Dali
- F4579065-300.A
- F4579045-300.A
- F4579048-300.A
- F4579056-300.A

3000K

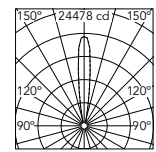
Non Dimmable

- F4582065
- F4582045
- F4582048
- F4582056
- 1-10V
- F4582065-310
- F4582045-310
- F4582048-310
- F4582056-310
- Dali
- F4582065-300
- F4582045-300
- F4582048-300
- F4582056-300

4000K

Non Dimmable

- F4585065
- F4585045
- F4585048
- F4585056
- 1-10V
- F4585065-310
- F4585045-310
- F4585048-310
- F4585056-310
- Dali
- F4585065-300
- F4585045-300
- F4585048-300
- F4585056-300



Beam Angle: 14°

h(m)	E(lx)	D(m)
1	24478	0.25
2	6120	0.50
3	2720	0.75
4	1530	1.00
5	979	1.25

@4000K

Optic Medium

2700K

Non Dimmable

- F4580065.A
- F4580045.A
- F4580048.A
- F4580056.A
- 1-10V
- F4580065-310.A
- F4580045-310.A
- F4580048-310.A
- F4580056-310.A
- Dali
- F4580065-300.A
- F4580045-300.A
- F4580048-300.A
- F4580056-300.A

3000K

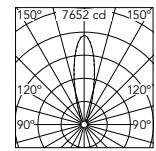
Non Dimmable

- F4583065
- F4583045
- F4583048
- F4583056
- 1-10V
- F4583065-310
- F4583045-310
- F4583048-310
- F4583056-310
- Dali
- F4583065-300
- F4583045-300
- F4583048-300
- F4583056-300

4000K

Non Dimmable

- F4586065
- F4586045
- F4586048
- F4586056
- 1-10V
- F4586065-310
- F4586045-310
- F4586048-310
- F4586056-310
- Dali
- F4586065-300
- F4586045-300
- F4586048-300
- F4586056-300



Beam Angle: 25°

h(m)	E(lx)	D(m)
1	7652	0.45
2	1913	0.90
3	850	1.35
4	478	1.80
5	306	2.25

@4000K

Optic Flood

2700K

Non Dimmable

- F4581065.A
- F4581045.A
- F4581048.A
- F4581056.A
- 1-10V
- F4581065-310.A
- F4581045-310.A
- F4581048-310.A
- F4581056-310.A
- Dali
- F4581065-300.A
- F4581045-300.A
- F4581048-300.A
- F4581056-300.A

3000K

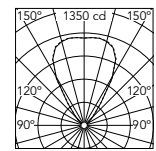
Non Dimmable

- F4584065
- F4584045
- F4584048
- F4584056
- 1-10V
- F4584065-310
- F4584045-310
- F4584048-310
- F4584056-310
- Dali
- F4584065-300
- F4584045-300
- F4584048-300
- F4584056-300

4000K

Non Dimmable

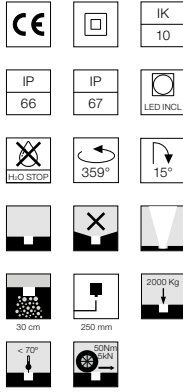
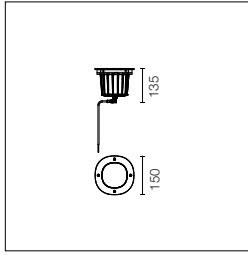
- F4587065
- F4587045
- F4587048
- F4587056
- 1-10V
- F4587065-310
- F4587045-310
- F4587048-310
- F4587056-310
- Dali
- F4587065-300
- F4587045-300
- F4587048-300
- F4587056-300



Beam Angle: 64°

h(m)	E(lx)	D(m)
1	1350	1.25
2	338	2.49
3	150	3.74
4	84	4.98
5	54	6.23

@4000K



Alimentazione elettrica 110/240V integrata. Necessaria cassaforma, da ordinare separatamente. Versione dimmerabile a richiesta. Orientabilità sull'asse verticale: max 15°. Rotazione intorno all'asse orizzontale: max 359°.

Integrated 110/240V power supply. Box for installation required, to be ordered separately. Dimmable version on request. Adjustment on the vertical axis: max 15°. Rotation around the horizontal axis: max 359°.

Power Led: 8W - 572 lm ≠ *FIXT 536 lm - 2700K/CRI 80 - 110-240V / 8W - 663 lm ≠ *FIXT 576 lm - 3000K/CRI 80 - 110-240V / 8W - 715 lm ≠ *FIXT 620 lm - 4000K/CRI 80 - 110-240V
 *FIXT lm = Spot Optic

Optic Spot

2700K

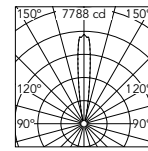
- F4570065.A
- F4570045.A
- F4570048.A
- F4570056.A

3000K

- F4573065
- F4573045
- F4573048
- F4573056

4000K

- F4576065
- F4576045
- F4576048
- F4576056



Beam Angle: 14°			
h(m)	E(lx)	D(m)	
1	7788	0.25	
2	1947	0.50	
3	865	0.76	
4	487	1.01	
5	312	1.26	

@4000K

Optic Medium

2700K

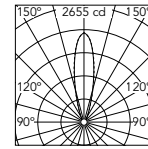
- F4571065.A
- F4571045.A
- F4571048.A
- F4571056.A

3000K

- F4574065
- F4574045
- F4574048
- F4574056

4000K

- F4577065
- F4577045
- F4577048
- F4577056



Beam Angle: 25°			
h(m)	E(lx)	D(m)	
1	2655	0.43	
2	664	0.86	
3	295	1.28	
4	166	1.71	
5	106	2.14	

@4000K

Optic Flood

2700K

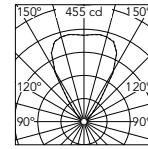
- F4572065.A
- F4572045.A
- F4572048.A
- F4572056.A

3000K

- F4575065
- F4575045
- F4575048
- F4575056

4000K




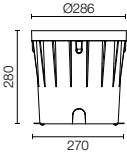



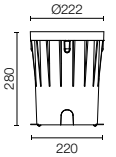



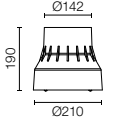




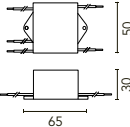
- F4578065
- F4578045
- F4578048
- F4578056



Beam Angle: 64°			
h(m)	E(lx)	D(m)	
1	455	1.26	
2	114	2.51	
3	51	3.77	
4	28	5.03	
5	18	6.28	

@4000K


A-Round: Accessori / Accessories

Honeycomb.	Honeycomb.	A-Round 315 - 4 Units Kit F4557000		
Lente flood.	Flood lens.	A-Round 315 - 4 Units Kit F4560000		
Cassaforma.	Box for installation.	A-Round 315 F4599000		
Honeycomb.	Honeycomb.	A-Round 240 - 4 Units Kit F4556000		
Lente flood.	Flood lens.	A-Round 240 - 4 Units Kit F4559000		
Cassaforma.	Box for installation.	A-Round 240 F4598000		
Honeycomb.	Honeycomb.	A-Round 150 - 4 Units Kit F4555000		
Lente flood.	Flood lens.	A-Round 150 - 4 Units Kit F4558000		
Cassaforma.	Box for installation.	A-Round 150 F4597000		
Sistema di giunzione IP68 H2O Stop anti-condensa a 2 vie 4 poli. (Ø5,5÷12mm cavo).	2 way terminal block 4 poles IP68 H2O Stop. (ø5,5÷12mm cable).	F990C00A000		
Sistema di giunzione IP68 H2O Stop anti-condensa a 3/4 vie 4 poli. (Ø5,5÷12mm cavo).	3/4 way terminal block 4 poles IP68 H2O Stop. (ø5,5÷12mm cable).	F990C010000		
Dispositivo di protezione per il sovraccarico. 275Vac. Corrente massima di scarica 10KA (8/29us). Massima corrente operativa 5A. Adatto per la connessione in serie. IP66.	Surge protection device. 275Vac. Maximum discharge current 10KA (8/20us). Maximum operating current 5A. Suitable for series connection. IP66.	F990E00A000		

A-Rise



A-Rise





Famiglia / Family

A-Rise 290



Power Led

up to 39W
up to 2956 lm - 2700K/CRI 80
up to 3167 lm - 3000K/CRI 80
up to 3273 lm - 4000K/CRI 80
* Net lumen output

2200K available on request.

CoB Led

up to 38W
up to 3093 lm - 2700K/CRI 80
up to 3326 lm - 3000K/CRI 80
up to 3411 lm - 4000K/CRI 80
* Net lumen output

A-Rise 225



Power Led

up to 21W
up to 1478 lm - 2700K/CRI 80
up to 1584 lm - 3000K/CRI 80
up to 1636 lm - 4000K/CRI 80
* Net lumen output

2200K available on request.

CoB Led

up to 21W
up to 1739 lm - 2700K/CRI 80
up to 1870 lm - 3000K/CRI 80
up to 1961 lm - 4000K/CRI 80
* Net lumen output

A-Rise 145



Power Led

up to 8W
up to 472 lm - 2700K/CRI 80
up to 507 lm - 3000K/CRI 80
up to 583 lm - 4000K/CRI 80
* Net lumen output

CoB Led

up to 9W
up to 545 lm - 2700K/CRI 80
up to 586 lm - 3000K/CRI 80
up to 610 lm - 4000K/CRI 80
* Net lumen output

A-Rise 130



Mid - Power Led

up to 7W
up to 453 lm - 3000K/CRI 80
up to 479 lm - 4000K/CRI 80
* Net lumen output

A-Rise 65



Power Led

up to 3,4W
up to 138 lm - 2700K/CRI 80
up to 149 lm - 3000K/CRI 80
up to 155 lm - 4000K/CRI 80
* Net lumen output

2200K available on request.

A-Rise 65 High Emission



Power Led

up to 4,5W
up to 246 lm - 2700K/CRI 80
up to 267 lm - 3000K/CRI 80
up to 277 lm - 4000K/CRI 80
* Net lumen output

2200K available on request.

A-Rise 49



Power Led

up to 2,3W
up to 106 lm - 2700K/CRI 80
up to 115 lm - 3000K/CRI 80
up to 119 lm - 4000K/CRI 80
* Net lumen output

2200K available on request.

Colori / Colours



56 Matt Stainless Steel

Famiglia completa di apparecchi di illuminazione ad incasso a terra con sorgente luminosa a LED, caratterizzati dalla geometria tonda, adattabile alle molteplici situazioni di installazione architettonica. Disponibili in differenti tagli dimensionali e molteplici fasci di apertura. Le ghiera esterne di chiusura sono realizzate in acciaio inox 316L, trattate con processo di pallinatura tale da migliorare la resistenza a fatica del componente e donare un'estetica finale di satinatura fine. Le viterie di fissaggio sono in acciaio inox AISI 316L.

L'installazione richiede una cassaforma da incasso da ordinare separatamente. È necessario garantire un livello adeguato di materiale drenante sotto la cassaforma o fornire un sistema di scarico per evitare il ristagno di acqua. Per garantire la tenuta del pressacavo è necessario utilizzare cavi elettrici flessibili idonei all'impiego in ambienti esterni..

A-Rise 145 / 225 / 290

Apparecchio ad incasso a terra calpestabile e carrabile, disponibile in tre dimensioni di diametro e in molteplici fasci di apertura, con ottica basculante sull'asse verticale e orientabile sull'asse orizzontale, per una completa flessibilità di modulazione dell'effetto desiderato sulla superficie da illuminare. La posizione arretrata della sorgente luminosa permette di ridurre notevolmente l'abbagliamento diretto garantendo un comfort visivo ottimale.

Corpo dell'apparecchio e dissipatore realizzato in alluminio pressofuso EN AB-47100 a basso contenuto di rame, rivestito con doppio strato di vernice ad alta resistenza alla corrosione. Ghiera esterna in acciaio inox AISI 316L pallinato. Vetro trasparente temperato ad alta resistenza, serigrafato per ridurre l'abbagliamento e fissato attraverso un sistema di incollaggio robotizzato alla contro ghiera. L'apparecchio è dotato di un connettore a vite M12 a tenuta stagna che fornisce isolamento ottimale contro la penetrazione di acqua e rapido collegamento con l'unità di cablaggio, in dotazione con l'apparecchio come un kit IP66/67 remoto da alloggiare nella cassaforma da incasso.

A-Rise 130

Apparecchio ad incasso a parete e a terra calpestabile, caratterizzata dalla ridotta profondità di incasso che ne permette l'uso anche in pareti divisorie di 80 mm. Fascio di apertura flood per una emissione morbida e diffusa, disponibile in due tagli di potenza e flusso luminoso emesso per poter gestire differenti esigenze di illuminazione. Corpo dell'apparecchio e dissipatore realizzato in alluminio pressofuso EN AB-47100 a basso contenuto di rame, rivestito con doppio strato di vernice ad alta resistenza alla corrosione. Ghiera esterna in acciaio inox AISI 316L pallinato. Diffusore in vetro sabbato e serigrafato centralmente per ridurre l'abbagliamento, fissato attraverso un sistema di incollaggio robotizzato. Disponibile versione con modulo led in tensione di rete e versione a 24V dc che necessita di alimentatore remoto da ordinare separatamente.

A-Rise 49 / A-Rise 65

Apparecchi ad incasso a terra calpestabili, predisposti per installazione ad incasso a parete o a controsoffitto nella versione con molle. Declinati in due dimensioni di diametro e caratterizzati dalla forma compatta e dall'assenza di viti a vista; disponibili in differenti fasci di apertura e di diffusione della luce. La posizione leggermente arretrata della sorgente luminosa permette di ridurre l'abbagliamento diretto. Corpo dell'apparecchio in alluminio tornito lega EN AW 6060 con trattamento di anodizzazione ad alta resistenza alla corrosione. Ghiera esterna in acciaio inox AISI 316L pallinato. Diffusore in policarbonato trasparente per le versioni con fascio stretto e medio, policarbonato opale per la versione a luce diffusa. Apparecchio in 24V dc, necessita di alimentatore remoto da ordinare separatamente.

Complete family of ground recessed luminaires with LED source. They are characterized by their curved lines, which adapt to different architectural installation conditions. Available in different sizes and different beam angles. External caps made of 316L stainless steel, shot-blasted to improve its resistance to stress and its aesthetics with a slightly satin finish. The fixing screws are made of AISI 316L stainless steel. The installation requires a recessed box to be ordered separately. To avoid water stagnation, it is necessary to insulate the lower part of the box with a layer of drainage material or other drainage system. In order to guarantee the preservation of the cable guide, it is recommended to use flexible electric cables specifically designed for outdoor use.

A-Rise 145 / 225 / 290

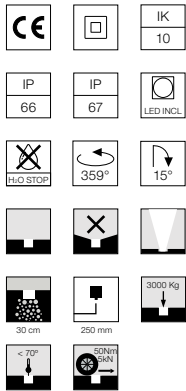
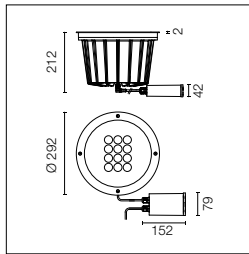
Ground recessed and walk-over luminaire. Available in three different diameters and different beam angles. Equipped with a visor that tilts on the vertical axis and that is adjustable on the horizontal axis in order to adjust brightness and to perfectly adapt it to the desired effect on the surface. The rear position of the light source contributes to a considerable reduction of direct glare, thus ensuring excellent visual comfort. The structure and sink are made of EN AB-47100 die-cast aluminum (with low copper content), coated with a double layer of highly corrosion-resistant paint. The external cap is made of AISI 316L shot-blasted stainless steel. Tempered, transparent glass for higher resistance, silkscreened in order to reduce glare. Fixed to the ring of the external cap through a robotic gluing system. Equipped with an M12 watertight screw-on connector which completely isolates it from water infiltration and guarantees a quick connection with the supplied wiring, together with a remote IP66/67 kit to be installed in the box for recessing.

A-Rise 130

Ground recessed and walk-over luminaire characterized by a shallow recessing which allows its installation in 80 mm partition walls. Wide beam angle for a smooth and diffused light. Available in two power factors and two luminous fluxes to meet different lighting requirements. EN AB-47100 die-cast aluminium structure and sink (with low copper content), coated with a double layer of highly corrosion-resistant paint. AISI 316L shot-blasted stainless steel external cap. Frosted glass diffuser, silkscreened at the center in order to reduce glare and fixed through a robotic gluing system. Available in two versions: 24V and line voltage LED module. The 24V version requires a remote power supply to be ordered separately.

A-Rise 49 / A-Rise 65

Spring-loaded version of the ground recessed and walk-over luminaire, designed to be recessed in walls or false ceilings. Available in two different diameters, it is characterized by its compact shape and the absence of visible screws. Available with different light diffusion and beam angles. The slightly rear position of the light source contributes to reduce the direct glare. Structure in turned aluminium, EN AW 6060 alloy, anodized for better resistance to corrosion. 316L shot-blasted stainless steel external cap. Transparent polycarbonate diffuser for narrow and medium beam versions and opal polycarbonate diffuser for diffused light versions. The 24V dc luminaire is powered by a remote power supply to be ordered separately.



Sorgente a LED inclusa.
Alimentazione elettrica 220-240V ON/ OFF integrata.
Orientabilità asse verticale: max 15°. Rotazione asse orizzontale: max 359°. Alimentatore remoto da alloggiare in cassaforma dotato di spezzone di cavo 400mm con connettore a vite M12 a tenuta stagna all'apparecchio e di uno spezzone di cavo 250mm per il collegamento alla linea elettrica.
Vetro trasparente extrachiaro.

LED light source included.
Integrated 24V dc ON/OFF remote electric power supply.
Adjustment on vertical axis: 15° max. Rotation on horizontal axis: 359° max. Remote power supply that must be placed in a junction box, equipped with a protruding, 400 mm cable with an M12 screw-on connector that guarantees the water tightness of the luminaire, and with a 250 mm cable for the connection to the power line.
Extra clear transparent glass.

2200K disponibile su richiesta.

2200K available on request.

Optic Spot 10°

Power Led: 39W - 3864 lm ≠ OUTPUT 2956 lm - 2700K/CRI 80 - 220÷240V / 39W - 4140 lm ≠ OUTPUT 3167 lm - 3000K/CRI 80 - 220÷240V / 39W - 4278 lm ≠ OUTPUT 3273 lm - 4000K/CRI 80 - 220÷240V

2700K

Non Dimmable

- FA53406356
- 1-10V
- FA53406356-310
- Dali
- FA53406356-300

3000K

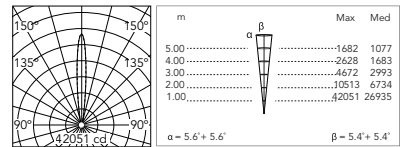
Non Dimmable

- FA53403756
- 1-10V
- FA53403756-310
- Dali
- FA53403756-300

4000K

Non Dimmable

- FA53403656
- 1-10V
- FA53403656-310
- Dali
- FA53403656-300



@ 3000K

Optic Medium 35°

Power Led: 39W - 3864 lm ≠ OUTPUT 2722 lm - 2700K/CRI 80 - 220÷240V / 39W - 4140 lm ≠ OUTPUT 2917 lm - 3000K/CRI 80 - 220÷240V / 39W - 4278 lm ≠ OUTPUT 3014 lm - 4000K/CRI 80 - 220÷240V

2700K

Non Dimmable

- FA53406456
- 1-10V
- FA53406456-310
- Dali
- FA53406456-300

3000K

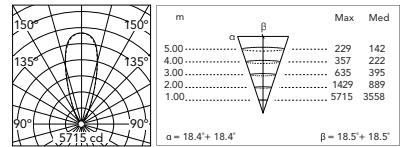
Non Dimmable

- FA53404056
- 1-10V
- FA53404056-310
- Dali
- FA53404056-300

4000K

Non Dimmable

- FA53403956
- 1-10V
- FA53403956-310
- Dali
- FA53403956-300



@ 3000K

Optic Flood 70°

Power Led: 39W - 3864 lm ≠ OUTPUT 2918 lm - 2700K/CRI 80 - 220÷240V / 39W - 4140 lm ≠ OUTPUT 3126 lm - 3000K/CRI 80 - 220÷240V / 39W - 4278 lm ≠ OUTPUT 3230 lm - 4000K/CRI 80 - 220÷240V

2700K

Non Dimmable

- FA53406556
- 1-10V
- FA53406556-310
- Dali
- FA53406556-300

3000K

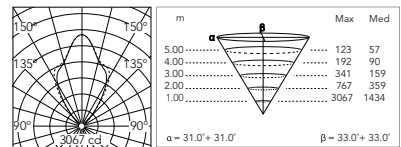
Non Dimmable

- FA53404356
- 1-10V
- FA53404356-310
- Dali
- FA53404356-300

4000K

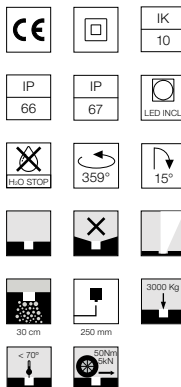
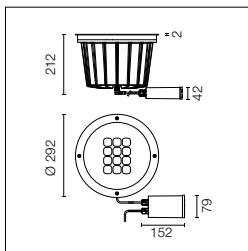
Non Dimmable

- FA53404256
- 1-10V
- FA53404256-310
- Dali
- FA53404256-300



@ 3000K

A-Rise 290 Wall Washer



Sorgente a LED inclusa.
Alimentazione elettrica 220-240V ON/ OFF integrata.
Orientabilità asse verticale: max 15°. Rotazione asse orizzontale: max 359°. Alimentatore remoto da alloggiare in cassaforma dotato di spezzone di cavo 400mm con connettore a vite M12 a tenuta stagna all'apparecchio e di uno spezzone di cavo 250mm per il collegamento alla linea elettrica.
Vetro trasparente extrachiari.

LED light source included.
Integrated 24V dc ON/OFF remote electric power supply.
Adjustment on vertical axis: 15° max. Rotation on horizontal axis: 359° max. Remote power supply that must be placed in a junction box, equipped with a protruding, 400 mm cable with an M12 screw-on connector that guarantees the water tightness of the luminaire, and with a 250 mm cable for the connection to the power line.
Extra clear transparent glass.

2200K disponibile su richiesta.

2200K available on request.

Optic Asymmetric 54°x 66°

Power Led: 39W - 3864 lm ≠ OUTPUT 2840 lm - 2700K/CRI 80 - 220÷240V / 39W - 4140 lm ≠ OUTPUT 3043 lm - 3000K/CRI 80 - 220÷240V / 39W - 4278 lm ≠ OUTPUT 3144 lm - 4000K/CRI 80 - 220÷240V

2700K

Non Dimmable

- FA53406656
- FA53406656-310
- FA53406656-300

3000K

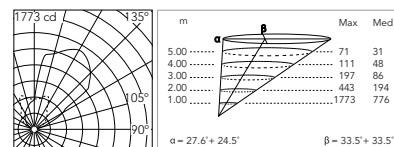
Non Dimmable

- FA53404656
- FA53404656-310
- FA53404656-300

4000K

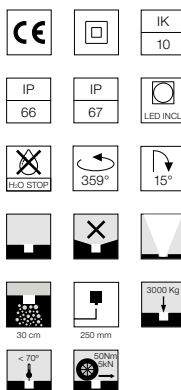
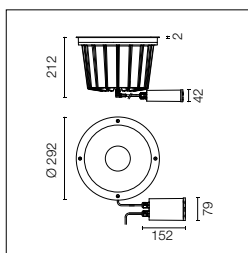
Non Dimmable

- FA53404556
- FA53404556-310
- FA53404556-300



© 3000K

A-Rise 290 High Emission



Sorgente a LED inclusa.
Alimentazione elettrica 220-240V ON/ OFF integrata.
Orientabilità asse verticale: max 15°. Rotazione asse orizzontale: max 359°. Alimentatore remoto da alloggiare in cassaforma dotato di spezzone di cavo 400mm con connettore a vite M12 a tenuta stagna all'apparecchio e di uno spezzone di cavo 250mm per il collegamento alla linea elettrica.
Vetro trasparente extrachiari.

LED light source included.
Integrated 24V dc ON/OFF remote electric power supply.
Adjustment on vertical axis: 15° max. Rotation on horizontal axis: 359° max. Remote power supply that must be placed in a junction box, equipped with a protruding, 400 mm cable with an M12 screw-on connector that guarantees the water tightness of the luminaire, and with a 250 mm cable for the connection to the power line.
Extra clear transparent glass.

Optic Medium 40°

CoB Led: 38W - 4078 lm ≠ OUTPUT 3093 lm - 2700K/CRI 80 - 220÷240V / 38W - 4385 lm ≠ OUTPUT 3326 lm - 3000K/CRI 80 - 220÷240V / 38W - 4496 lm ≠ OUTPUT 3411 lm - 4000K/CRI 80 - 220÷240V

2700K

Non Dimmable

- FA53406756
- FA53406756-310
- FA53406756-300

3000K

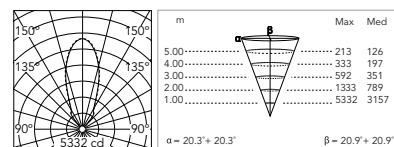
Non Dimmable

- FA53404856
- FA53404856-310
- FA53404856-300

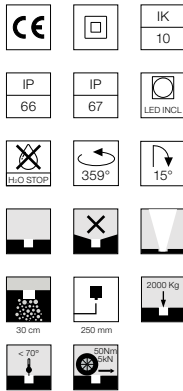
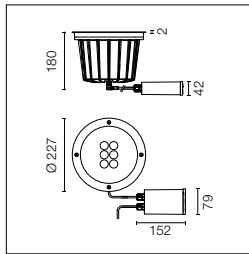
4000K

Non Dimmable

- FA53404756
- FA53404756-310
- FA53404756-300



© 3000K



Sorgente a LED inclusa.
 Alimentazione elettrica 220-240V ON/ OFF integrata.
 Orientabilità asse verticale: max 15°. Rotazione asse orizzontale: max 359°. Alimentatore remoto da alloggiare in cassaforma dotato di spezzone di cavo 400mm con connettore a vite M12 a tenuta stagna all'apparecchio e di uno spezzone di cavo 250mm per il collegamento alla linea elettrica.
 Vetro trasparente extrachiaro.

LED light source included.
 Integrated 24V dc ON/OFF remote electric power supply.
 Adjustment on vertical axis: 15° max. Rotation on horizontal axis: 359° max. Remote power supply that must be placed in a junction box, equipped with a protruding, 400 mm cable with an M12 screw-on connector that guarantees the water tightness of the luminaire, and with a 250 mm cable for the connection to the power line.
 Extra clear transparent glass.

2200K disponibile su richiesta.

2200K available on request.

Optic Spot 10°

Power Led: 21W - 1932 lm ≠ OUTPUT 1478 lm - 2700K/CRI 80 - 220÷240V / 21W - 2070 lm ≠ OUTPUT 1584 lm - 3000K/CRI 80 - 220÷240V / 21W - 2139 lm ≠ OUTPUT 1636 lm - 4000K/CRI 80 - 220÷240V

2700K

Non Dimmable

- FA53405756
- 1-10V
- FA53405756-310
- Dali
- FA53405756-300

3000K

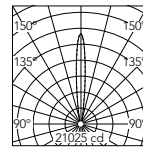
Non Dimmable

- FA53402156
- 1-10V
- FA53402156-310
- Dali
- FA53402156-300

4000K

Non Dimmable

- FA53402056
- 1-10V
- FA53402056-310
- Dali
- FA53402056-300



m	Max	Med
5,00	841	539
4,00	1314	842
3,00	2336	1496
2,00	5256	3367
1,00	21025	13468

$\alpha = 5.6^\circ + 5.6^\circ$ $\beta = 5.4^\circ + 5.4^\circ$

@ 3000K

Optic Medium 35°

Power Led: 21W - 1932 lm ≠ OUTPUT 1361 lm - 2700K/CRI 80 - 220÷240V / 21W - 2070 lm ≠ OUTPUT 1458 lm - 3000K/CRI 80 - 220÷240V / 21W - 2139 lm ≠ OUTPUT 1507 lm - 4000K/CRI 80 - 220÷240V

2700K

Non Dimmable

- FA53405856
- 1-10V
- FA53405856-310
- Dali
- FA53405856-300

3000K

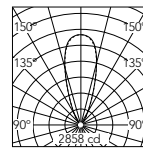
Non Dimmable

- FA53402456
- 1-10V
- FA53402456-310
- Dali
- FA53402456-300

4000K

Non Dimmable

- FA53402356
- 1-10V
- FA53402356-310
- Dali
- FA53402356-300



m	Max	Med
5,00	114	71
4,00	179	111
3,00	318	198
2,00	714	445
1,00	2858	1779

$\alpha = 18.4^\circ + 18.4^\circ$ $\beta = 18.5^\circ + 18.5^\circ$

@ 3000K

Optic Flood 70°

Power Led: 21W - 1932 lm ≠ OUTPUT 1459 lm - 2700K/CRI 80 - 220÷240V / 21W - 2070 lm ≠ OUTPUT 1563 lm - 3000K/CRI 80 - 220÷240V / 21W - 2139 lm ≠ OUTPUT 1615 lm - 4000K/CRI 80 - 220÷240V

2700K

Non Dimmable

- FA53405956
- 1-10V
- FA53405956-310
- Dali
- FA53405956-300

3000K

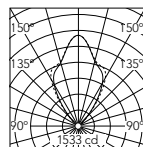
Non Dimmable

- FA53402756
- 1-10V
- FA53402756-310
- Dali
- FA53402756-300

4000K

Non Dimmable

- FA53402656
- 1-10V
- FA53402656-310
- Dali
- FA53402656-300

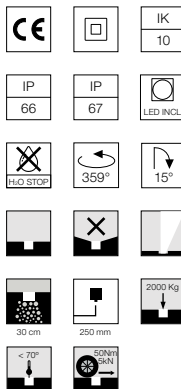
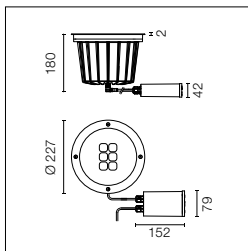


m	Max	Med
5,00	61	29
4,00	96	45
3,00	170	80
2,00	383	179
1,00	1533	717

$\alpha = 31.0^\circ + 31.0^\circ$ $\beta = 33.0^\circ + 33.0^\circ$

@ 3000K

A-Rise 225 Wall Washer



Sorgente a LED inclusa.
Alimentazione elettrica 220-240V ON/ OFF integrata.
Orientabilità asse verticale: max 15°. Rotazione asse orizzontale: max 359°. Alimentatore remoto da alloggiare in cassaforma dotato di spezzone di cavo 400mm con connettore a vite M12 a tenuta stagna all'apparecchio e di uno spezzone di cavo 250mm per il collegamento alla linea elettrica.
Vetro trasparente extrachiario.

LED light source included.
Integrated 24V dc ON/OFF remote electric power supply.
Adjustment on vertical axis: 15° max. Rotation on horizontal axis: 359° max. Remote power supply that must be placed in a junction box, equipped with a protruding, 400 mm cable with an M12 screw-on connector that guarantees the water tightness of the luminaire, and with a 250 mm cable for the connection to the power line.
Extra clear transparent glass.

2200K disponibile su richiesta.

2200K available on request.

Optic Asymmetric 54°x 66°

Power Led: 21W - 1932 lm ≠ OUTPUT 1420 lm - 2700K/CRI 80 - 220÷240V / 21W - 2070 lm ≠ OUTPUT 1521 lm - 3000K/CRI 80 - 220÷240V / 21W - 2139 lm ≠ OUTPUT 1572 lm - 4000K/CRI 80 - 220÷240V

2700K

Non Dimmable

- FA53406056
- 1-10V
- FA53406056-310
- Dali
- FA53406056-300

3000K

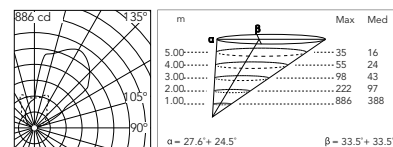
Non Dimmable

- FA53403056
- 1-10V
- FA53403056-310
- Dali
- FA53403056-300

4000K

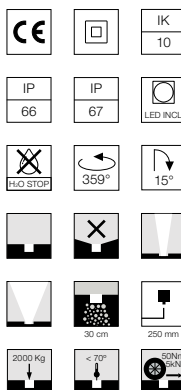
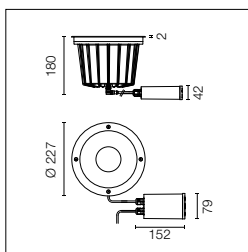
Non Dimmable

- FA53402956
- 1-10V
- FA53402956-310
- Dali
- FA53402956-300



@ 3000K

A-Rise 225 High Emission



Sorgente a LED inclusa.
Alimentazione elettrica 220-240V ON/ OFF integrata.
Orientabilità asse verticale: max 15°. Rotazione asse orizzontale: max 359°. Alimentatore remoto da alloggiare in cassaforma dotato di spezzone di cavo 400mm con connettore a vite M12 a tenuta stagna all'apparecchio e di uno spezzone di cavo 250mm per il collegamento alla linea elettrica.
Vetro trasparente extrachiario.

LED light source included.
Integrated 24V dc ON/OFF remote electric power supply.
Adjustment on vertical axis: 15° max. Rotation on horizontal axis: 359° max. Remote power supply that must be placed in a junction box, equipped with a protruding, 400 mm cable with an M12 screw-on connector that guarantees the water tightness of the luminaire, and with a 250 mm cable for the connection to the power line.
Extra clear transparent glass.

Optic Spot 16°

CoB Led: 21W - 2246 lm ≠ OUTPUT 1739 lm - 2700K/CRI 80 - 220÷240V / 21W - 2415 lm ≠ OUTPUT 1870 lm - 3000K/CRI 80 - 220÷240V / 21W - 2533 lm ≠ OUTPUT 1961 lm - 4000K/CRI 80 - 220÷240V

2700K

Non Dimmable

- FA53406156
- 1-10V
- FA53406156-310
- Dali
- FA53406156-300.A

3000K

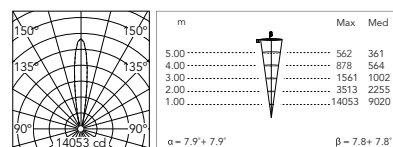
Non Dimmable

- FA53403256
- 1-10V
- FA53403256-310
- Dali
- FA53403256-300.A

4000K

Non Dimmable

- FA53403156
- 1-10V
- FA53403156-310
- Dali
- FA53403156-300.A



@ 3000K

Optic Medium 40°

CoB Led: 21W - 2246 lm ≠ OUTPUT 1673 lm - 2700K/CRI 80 - 220÷240V / 21W - 2415 lm ≠ OUTPUT 1799 lm - 3000K/CRI 80 - 220÷240V / 21W - 2533 lm ≠ OUTPUT 1886 lm - 4000K/CRI 80 - 220÷240V

2700K

Non Dimmable

- FA53406256
- 1-10V
- FA53406256-310
- Dali
- FA53406256-300.A

3000K

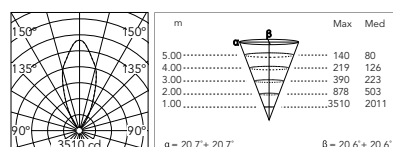
Non Dimmable

- FA53403456
- 1-10V
- FA53403456-310
- Dali
- FA53403456-300.A

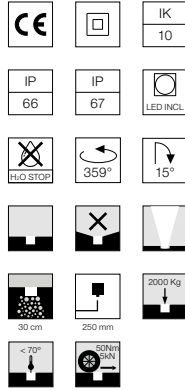
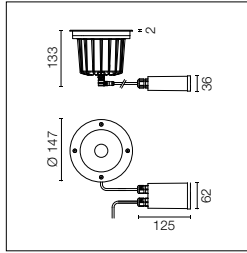
4000K

Non Dimmable

- FA53403356
- 1-10V
- FA53403356-310
- Dali
- FA53403356-300.A



@ 3000K



Sorgente a LED inclusa.
 Alimentazione elettrica 220-240V ON/ OFF integrata.
 Orientabilità asse verticale: max 15°. Rotazione asse orizzontale: max 359°. Alimentatore remoto da alloggiare in cassaforma dotato di spezzone di cavo 400mm con connettore a vite M12 a tenuta stagna all'apparecchio e di uno spezzone di cavo 250mm per il collegamento alla linea elettrica.
 Vetro trasparente extrachiaro.
 Versione dimmerabile a richiesta.

LED light source included.
 Integrated 24V dc ON/OFF remote electric power supply.
 Adjustment on vertical axis: 15° max. Rotation on horizontal axis: 359° max. Remote power supply that must be placed in a junction box, equipped with a protruding, 400 mm cable with an M12 screw-on connector that guarantees the water tightness of the luminaire, and with a 250 mm cable for the connection to the power line.
 Extra clear transparent glass.
 Adjustable light intensity version available upon request.

Optic Spot 10°

Power Led: 8W - 509 lm ≠ OUTPUT 451 lm - 2700K/CRI 80 - 220÷240V / 8W - 547 lm ≠ OUTPUT 485 lm - 3000K/CRI 80 - 220÷240V / 8W - 630 lm ≠ OUTPUT 558 lm - 4000K/CRI 80 - 220÷240V

2700K

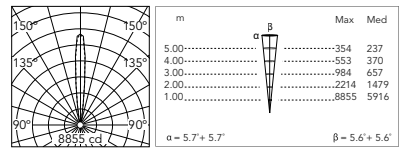
- FA53405156

3000K

- FA53400356

4000K

- FA53400256



@ 3000K

Optic Medium 24°

Power Led: 8W - 509 lm ≠ OUTPUT 472 lm - 2700K/CRI 80 - 220÷240V / 8W - 547 lm ≠ OUTPUT 507 lm - 3000K/CRI 80 - 220÷240V / 8W - 630 lm ≠ OUTPUT 583 lm - 4000K/CRI 80 - 220÷240V

2700K

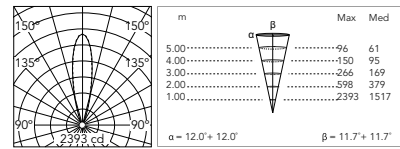
- FA53405256

3000K

- FA53400656

4000K

- FA53400556



@ 3000K

Optic Flood 50°

Power Led: 8W - 509 lm ≠ OUTPUT 433 lm - 2700K/CRI 80 - 220÷240V / 8W - 547 lm ≠ OUTPUT 466 lm - 3000K/CRI 80 - 220÷240V / 8W - 630 lm ≠ OUTPUT 536 lm - 4000K/CRI 80 - 220÷240V

2700K

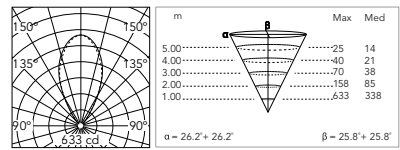
- FA53405356

3000K

- FA53400956

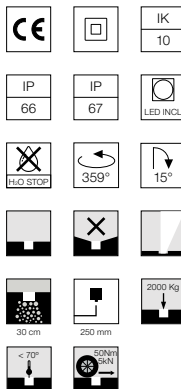
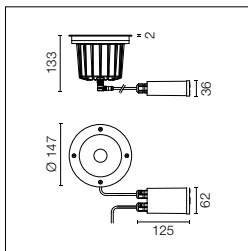
4000K

- FA53400856



@ 3000K

A-Rise 145 Wall Washer



Sorgente a LED inclusa.
Alimentazione elettrica 220-240V ON/ OFF integrata.
Orientabilità asse verticale: max 15°. Rotazione asse orizzontale: max 359°. Alimentatore remoto da alloggiare in cassaforma dotato di spezzone di cavo 400mm con connettore a vite M12 a tenuta stagna all'apparecchio e di uno spezzone di cavo 250mm per il collegamento alla linea elettrica.
Vetro trasparente extrachiari. Versione dimmerabile a richiesta.

LED light source included.
Integrated 24V dc ON/OFF remote electric power supply.
Adjustment on vertical axis: 15° max. Rotation on horizontal axis: 359° max. Remote power supply that must be placed in a junction box, equipped with a protruding, 400 mm cable with an M12 screw-on connector that guarantees the water tightness of the luminaire, and with a 250 mm cable for the connection to the power line.
Extra clear transparent glass. Adjustable light intensity version available upon request.

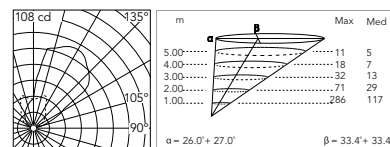
Optic Asymmetric 54°x 66°

Power Led: 8W - 509 lm ≠ OUTPUT 413 lm - 2700K/CRI 80 - 220÷240V / 8W - 547 lm ≠ OUTPUT 444 lm - 3000K/CRI 80 - 220÷240V / 8W - 630 lm ≠ OUTPUT 511 lm - 4000K/CRI 80 - 220÷240V

2700K
● FA53405456

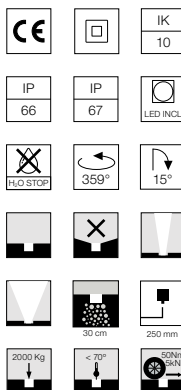
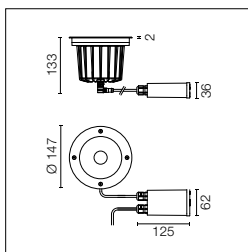
3000K
● FA53401256

4000K
● FA53401156



@ 3000K

A-Rise 145 High Emission



Sorgente a LED inclusa.
Alimentazione elettrica 220-240V ON/ OFF integrata.
Orientabilità asse verticale: max 15°. Rotazione asse orizzontale: max 359°. Alimentatore remoto da alloggiare in cassaforma dotato di spezzone di cavo 400mm con connettore a vite M12 a tenuta stagna all'apparecchio e di uno spezzone di cavo 250mm per il collegamento alla linea elettrica.
Vetro trasparente extrachiari. Versione dimmerabile a richiesta.

LED light source included.
Integrated 24V dc ON/OFF remote electric power supply.
Adjustment on vertical axis: 15° max. Rotation on horizontal axis: 359° max. Remote power supply that must be placed in a junction box, equipped with a protruding, 400 mm cable with an M12 screw-on connector that guarantees the water tightness of the luminaire, and with a 250 mm cable for the connection to the power line.
Extra clear transparent glass. Adjustable light intensity version available upon request.

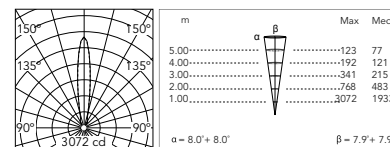
Optic Spot 16°

CoB Led: 9W - 857 lm ≠ OUTPUT 518 lm - 2700K/CRI 80 - 220÷240V / 9W - 922 lm ≠ OUTPUT 557 lm - 3000K/CRI 80 - 220÷240V / 9W - 959 lm ≠ OUTPUT 579 lm - 4000K/CRI 80 - 220÷240V

2700K
● FA53405556

3000K
● FA53401556

4000K
● FA53401456



@ 3000K

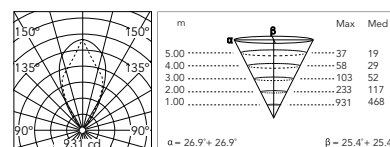
Optic Flood 50°

CoB Led: 9W - 857 lm ≠ OUTPUT 545 lm - 2700K/CRI 80 - 220÷240V / 9W - 922 lm ≠ OUTPUT 586 lm - 3000K/CRI 80 - 220÷240V / 9W - 959 lm ≠ OUTPUT 610 lm - 4000K/CRI 80 - 220÷240V

2700K
● FA53405656

3000K
● FA53401856

4000K
● FA53401756

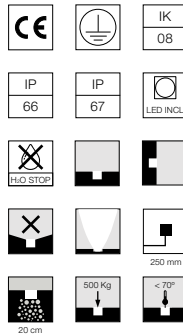
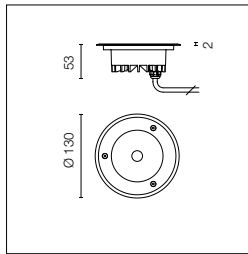


@ 3000K

A-Rise: Accessori / Accessories

Scatola per incasso.	Box for installation.	A-Rise 290 F4599000		
Scatola per incasso.	Box for installation.	A-Rise 225 F4598000		
Scatola per incasso.	Box for installation.	A-Rise 145 F4597000		
Sistema di giunzione IP68 H ₂ O Stop anti-condensa a 2 vie 4 poli. (ø5,5÷12mm cavo).	2 way terminal block 4 poles IP68 H ₂ O Stop. (ø5,5÷12mm cable).	F990C00A000		
Sistema di giunzione IP68 H ₂ O Stop anti-condensa a 3/4 vie 4 poli. (ø5,5÷12mm cavo).	3/4 way terminal block 4 poles IP68 H ₂ O Stop. (ø5,5÷12mm cable).	F990C010000		
Dispositivo di protezione per il sovraccarico. 275Vac. Corrente massima di scarica 10KA (8/29µs). Massima corrente operativa 5A. Adatto per la connessione in serie. IP66.	Surge protection device. 275Vac. Maximum discharge current 10KA (8/20µs). Maximum operating current 5A. Suitable for series connection. IP66.	F990E00A000		

A-Rise 130 HP



Sorgente a LED inclusa a tensione di rete. Necessaria cassaforma da ordinare separatamente. Dotato di spezzone di cavo uscente in neoprene di 250 mm e sistema di giunzione H2O STOP a 2 vie e 3 poli per connessione a tenuta stagna. Vetro sabbiato.

Mains voltage LED light source included. Requires a junction box to be ordered separately. The luminaire is equipped with a protruding, neoprene, 250 mm cable with an integrated 2-way, 3-pole H2O STOP connection system guaranteeing the water tightness of the connection. Frosted glass.

Optic Wide Flood 96°

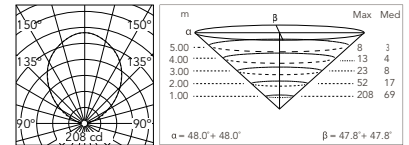
Mid-Power Led: 7W - 525 lm ≠ OUTPUT 453 lm - 3000K/CRI 80 - 220-230V / 7W - 555 lm ≠ OUTPUT 479 lm - 4000K/CRI 80 - 220-230V

3000K

● FA53000356

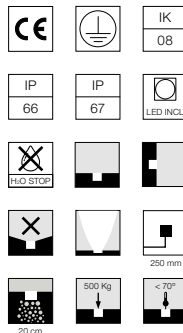
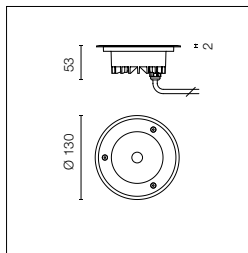
4000K

● FA53000256



@ 4000K

A-Rise 130



Sorgente a LED inclusa a tensione di rete. Necessaria cassaforma da ordinare separatamente. Dotato di spezzone di cavo uscente in neoprene di 250 mm e sistema di giunzione H2O STOP a 2 vie e 3 poli per connessione a tenuta stagna. Vetro sabbiato.

Mains voltage LED light source included. Requires a junction box to be ordered separately. The luminaire is equipped with a protruding, neoprene, 250 mm cable with an integrated 2-way, 3-pole H2O STOP connection system guaranteeing the water tightness of the connection. Frosted glass.

Optic Wide Flood 120°

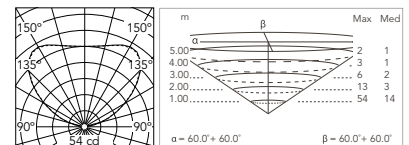
Mid-Power Led: 4W - 380 lm ≠ OUTPUT 189 lm - 3000K/CRI 80 - 220.230V / 4W - 400 lm ≠ OUTPUT 199 lm - 4000K/CRI 80 - 220.230V

3000K

● FA53000856

4000K

● FA53000756



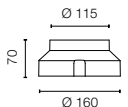
@ 4000K

A-Rise 130: Accessori / Accessories

Scatola per incasso

Box for installation

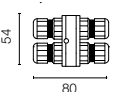
FA50



Sistema di giunzione IP68 H₂O Stop anti-condensa a 3/4 vie 4 poli. (ø5,5÷12mm cavo).

3/4 way terminal block 4 poles IP68 H₂O Stop. (ø5,5÷12mm cable).

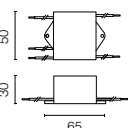
F990C010000



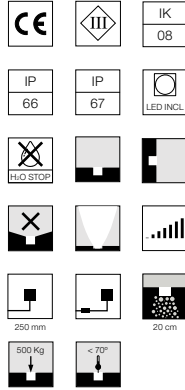
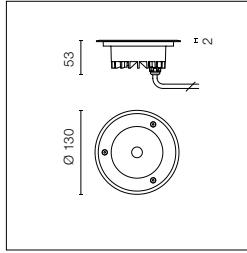
Dispositivo di protezione per il sovraccarico. 275Vac. Corrente massima di scarica 10KA (8/29µs). Massima corrente operativa 5A. Adatto per la connessione in serie. IP66.

Surge protection device. 275Vac. Maximum discharge current 10KA (8/20µs). Maximum operating current 5A. Suitable for series connection. IP66.

F990E00A000



A-Rise 130 HP Low Voltage



Sorgente a LED inclusa. Alimentazione elettrica remota 24V dc da ordinare separatamente, ON/ OFF e dimmerabile 1-10V o DALI. Necessaria cassaforma da ordinare separatamente. Dotato di spezzone di cavo uscente in neoprene di 250 mm con sistema integrato di giunzione H2O STOP e kit con connettori crimp e guaina termorestringente adesiva per connessione a tenuta stagna. Vetro sabbato.

LED light source included. 24V remote electric power supply to be ordered separately, ON/OFF and adjustable light intensity from 1 to 10V or DALI. Requires a junction box to be ordered separately. The luminaire is equipped with a protruding, neoprene, 250 mm cable with an integrated H2O STOP connection system and a wiring kit with crimp connectors and adhesive heat-shrink tubing guaranteeing the water tightness of the connection. Frosted glass.

Optic Wide Flood 96°

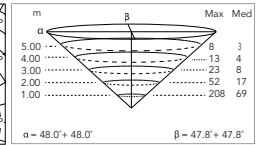
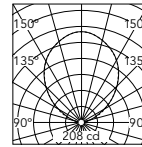
Mid-Power Led: 7,3W - 707 lm ≠ OUTPUT 380 lm - 3000K/CRI 80 - 24Vdc / 7,3W - 734 lm ≠ OUTPUT 394 lm - 4000K/CRI 80 - 24Vdc

3000K

Dimmable
● FA53000656

4000K

Dimmable
● FA53000556



@ 4000K

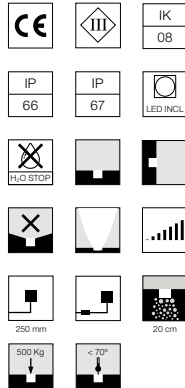
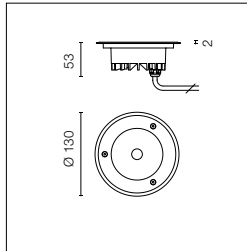
* Numero massimo di apparecchi per alimentatore / Max fixtures for each power supply

Numero massimo di apparecchi per alimentatore (Vin 220÷240). Dati indicativi da verificare con le specifiche condizioni di installazione.

Max fixtures for each power supply (Vin 220÷240). Data in the chart are provided as a guide only. Please verify according to your installation.

Acc. RF25747	1	Acc. RF25752	2
Acc. RF25757	1	Acc. RF25755	7
Acc. RF25750	2	Acc. RF25749	9
Acc. F990B21A000	2	Acc. RF25756	12
Acc. RF26387.A	2		

A-Rise 130 Low Voltage



Sorgente a LED inclusa. Alimentazione elettrica remota 24V dc da ordinare separatamente, ON/ OFF e dimmerabile 1-10V o DALI. Necessaria cassaforma da ordinare separatamente. Dotato di spezzone di cavo uscente in neoprene di 250 mm con sistema integrato di giunzione H2O STOP e kit con connettori crimp e guaina termorestringente adesiva per connessione a tenuta stagna. Vetro sabbato.

LED light source included. 24V remote electric power supply to be ordered separately, ON/OFF and adjustable light intensity from 1 to 10V or DALI. Requires a junction box to be ordered separately. The luminaire is equipped with a protruding, neoprene, 250 mm cable with an integrated H2O STOP connection system and a wiring kit with crimp connectors and adhesive heat-shrink tubing guaranteeing the water tightness of the connection. Frosted glass.

Optic Wide Flood 120°

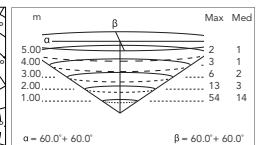
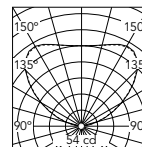
Mid-Power Led: 4W - 360 lm ≠ OUTPUT 190 lm - 3000K/CRI 80 - 24Vdc / 4W - 380 lm ≠ OUTPUT 200 lm - 4000K/CRI 80 - 24Vdc

3000K

Dimmable
● FA53001056

4000K

Dimmable
● FA53000956



@ 4000K


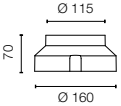

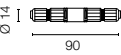
* Numero massimo di apparecchi per alimentatore / Max fixtures for each power supply

Numero massimo di apparecchi per alimentatore (Vin 220÷240). Dati indicativi da verificare con le specifiche condizioni di installazione.

Max fixtures for each power supply (Vin 220÷240). Data in the chart are provided as a guide only. Please verify according to your installation.

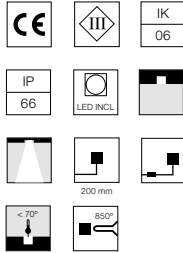
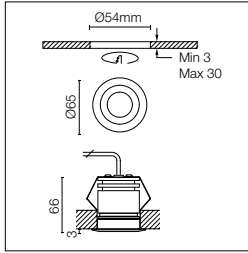
Acc. RF25747	2	Acc. RF25752	4
Acc. RF25757	2	Acc. RF25755	12
Acc. RF25750	4	Acc. RF25749	16
Acc. F990B21A000	4	Acc. RF25756	21
Acc. RF26387.A	4		

A-Rise 130 Low Voltage: Accessori / Accessories

Scatola per incasso	Box for installation	FA50		
Sistema di giunzione IP68 a 2 vie 2 poli. (Ø4÷6,9mm cavo).	2 way terminal block 2 poles IP68. (Ø4÷6,9mm cable).	F990C050000		
Non può essere alloggiato nella scatola per incasso.	It can't be placed in the recessed box for installation.			

A-Rise 130 Low Voltage: Driver / Drivers

Alimentatore 24V 10W / 110-240V IP20 Classe II selv.	Power supply 24V 10W / 110-240V IP20 Class II selv.	*RF25747		
Alimentatore 24V 10W / 110-240V IP67 Classe II selv.	Power supply 24V 10W / 110-240V IP67 Class II selv.	*RF25757		
Alimentatore per installazione remota 24Vdc 17W / 110-240V (15W@110V) IP20 Classe II selv.	Power supply for remote installation 24Vdc 17W / 110-240V (15W@110V) IP20 Class II selv.	*RF25750  Dimmable Push-Dim Or 1-10V See Wiring Diagram n.4. page 792.		
Alimentatore 17W/110÷240V - 24Vdc (15W@110V) IP67 Classe II selv.	Power supply 17W/110÷240V - 24Vdc (15W@110V) IP67 Class II Selv.	*F990B21A000  Dimmable Push-Dim Or 1-10V See Wiring Diagram n.4. page 792.		
Alimentatore per installazione remota 24Vdc 20W / 110-240Vdc (15W@110V) IP67 Classe II selv.	Power supply for remote installation 24Vdc 20W / 110-240Vdc (15W@110V) IP67 Class II selv.	*RF26387.A  Dimmable DALI See Wiring Diagram n.4. page 792.		
Alimentatore per installazione remota 24Vdc 20W / 220-240V IP67 Classe II selv.	Power supply for remote installation 24Vdc 20W / 220-240V IP67 Class II selv.	*RF25752		
Alimentatore per installazione remota 24Vdc 50W / 120-240V IP67 Classe II selv.	Power supply for remote installation 24Vdc 50W / 120-240V IP67 Class II selv.	*RF25755		
Alimentatore 24Vdc 35W / 120-270V IP67 Classe II selv.	Power supply 24Vdc 35W / 120-270V IP67 Class II selv.	F990B23AZ00		
Alimentatore per installazione remota 24Vdc 70W / 220-240V IP67 Classe II selv.	Power supply for remote installation 24Vdc 70W / 220-240V IP67 Class II selv.	*RF25749		
Alimentatore per installazione remota 24Vdc 96W / 120-240V IP67 Classe II selv.	Power supply for remote installation 24Vdc 96W / 120-240V IP67 Class II selv.	*RF25756		



Sorgente a LED inclusa. Alimentazione elettrica remota 24V dc da ordinare separatamente. Completo di molle per installazione in cartongesso. Dotato di spezzone di cavo uscente in neoprene di 200 mm e kit con connettori crimp e guaina termorestringente adesiva per connessione a tenuta stagna. Diffusore policarbonato trasparente. Versione dimmerabile a richiesta.

LED source included. 24V dc remote electric power supply to be ordered separately. Includes a spring for plasterboard installations. The luminaire is equipped with a protruding, neoprene, 200 mm cable and a wiring kit with crimp connectors and adhesive heat-shrink tubing guaranteeing the water tightness of the connection. Transparent polycarbonate diffuser. Adjustable light intensity version available upon request.

2200K disponibile su richiesta.

2200K available on request.

Optic Spot 10°

Power Led: 3,4W - 199 lm ≠ OUTPUT 138 lm - 2700K/CRI 80 - 24Vdc / 3,4W - 215 lm ≠ OUTPUT 149 lm - 3000K/CRI 80 - 24Vdc / 3,4W - 224 lm ≠ OUTPUT 155 lm - 4000K/CRI 80 - 24Vdc

2700K

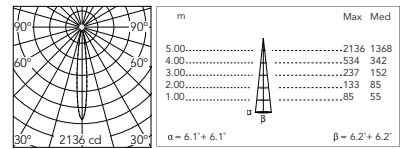
- FA51820556

3000K

- FA51800656

4000K

- FA51800556



@ 3000K

Optic Medium 30°

Power Led: 3,4W - 199 lm ≠ OUTPUT 121 lm - 2700K/CRI 80 - 24Vdc / 3,4W - 215 lm ≠ OUTPUT 131 lm - 3000K/CRI 80 - 24Vdc / 3,4W - 224 lm ≠ OUTPUT 136 lm - 4000K/CRI 80 - 24Vdc

2700K

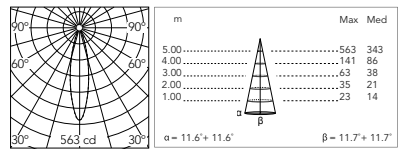
- FA51820856

3000K

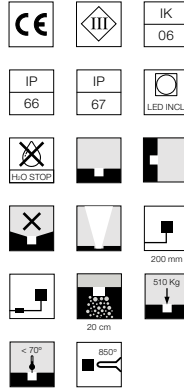
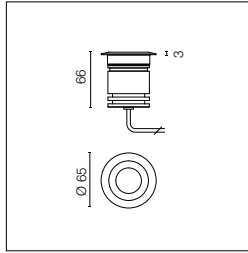
- FA51800956

4000K

- FA51800856



@ 3000K



Sorgente a LED inclusa. Alimentazione elettrica remota 24V dc da ordinare separatamente. Necessaria cassaforma da ordinare separatamente. Dotato di spezzone di cavo uscente in neoprene di 200 mm con sistema integrato di giunzione H2O STOP e kit con connettori crimp e guaina termorestringente adesiva per connessione a tenuta stagna. Diffusore policarbonato trasparente. Versione dimmerabile a richiesta.

LED source included. 24V dc remote electric power supply to be ordered separately. Requires a junction box to be ordered separately. The luminaire is equipped with a protruding, neoprene, 200 mm cable with an integrated H2O STOP connection system and a wiring kit with crimp connectors and adhesive heat-shrink tubing guaranteeing the water tightness of the connection. Transparent polycarbonate diffuser. Adjustable light intensity version available upon request.

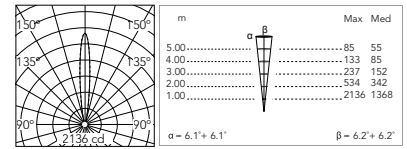
2200K disponibile su richiesta.

2200K available on request.

Optic Spot 10°

Power Led: 3,4W - 199 lm ≠ OUTPUT 138 lm - 2700K/CRI 80 - 24Vdc / 3,4W - 215 lm ≠ OUTPUT 149 lm - 3000K/CRI 80 - 24Vdc / 3,4W - 224 lm ≠ OUTPUT 155 lm - 4000K/CRI 80 - 24Vdc

- 2700K**
● FA51820256
- 3000K**
● FA51800356
- 4000K**
● FA51800256

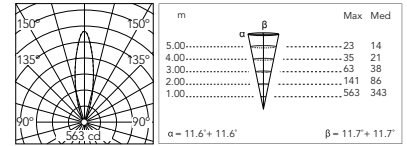


@ 3000K

Optic Medium 30°

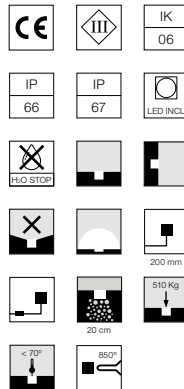
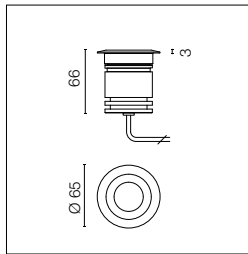
Power Led: 3,4W - 199 lm ≠ OUTPUT 121 lm - 2700K/CRI 80 - 24Vdc / 3,4W - 215 lm ≠ OUTPUT 131 lm - 3000K/CRI 80 - 24Vdc / 3,4W - 224 lm ≠ OUTPUT 136 lm - 4000K/CRI 80 - 24Vdc

- 2700K**
● FA51821256
- 3000K**
● FA51801356
- 4000K**
● FA51801256



@ 3000K

A-Rise 65 Opal



Sorgente la LED inclusa. Alimentazione elettrica remota 24V dc da ordinare separatamente. Necessaria cassaforma da ordinare separatamente. Dotato di spezzone di cavo uscente in neoprene di 200 mm e kit con connettori crimp e guaina termorestringente adesiva per connessione a tenuta stagna. Diffusore policarbonato opale. Versione dimmerabile a richiesta.

LED light source included. 24V dc remote electric power supply to be ordered separately. Requires a junction box to be ordered separately. The luminaire is equipped with a protruding, neoprene, 200 mm cable and a wiring kit with crimp connectors and adhesive heat-shrink tubing guaranteeing the water tightness of the connection. Opal polycarbonate diffuser. Adjustable light intensity version available upon request.

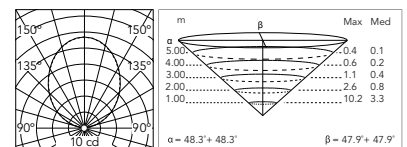
2200K disponibile su richiesta.

2200K available on request.

Optic Wide Flood 100°

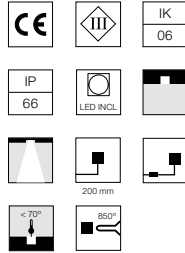
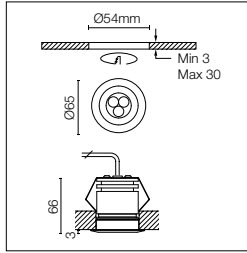
Power Led: 3,4W - 169 lm ≠ OUTPUT 20 lm - 2700K/CRI 80 - 24Vdc / 3,4W - 182 lm ≠ OUTPUT 22 lm - 3000K/CRI 80 - 24Vdc / 3,4W - 198 lm ≠ OUTPUT 24 lm - 4000K/CRI 80 - 24Vdc

- 2700K**
● FA51823456
- 3000K**
● FA51803556
- 4000K**
● FA51803456



@ 4000K

A-Rise 65 HP Ceiling



Sorgente a LED inclusa. Alimentazione elettrica remota 24V dc da ordinare separatamente. Completo di molle per installazione in cartongesso. Dotato di spezzone di cavo uscente in neoprene di 200 mm e kit con connettori crimp e guaina termorestringente adesiva per connessione a tenuta stagna. Diffusore policarbonato trasparente. Versione dimmerabile a richiesta.

LED source included. 24V dc remote electric power supply to be ordered separately. Includes a spring for plasterboard installations. The luminaire is equipped with a protruding, neoprene, 200 mm cable and a wiring kit with crimp connectors and adhesive heat-shrink tubing guaranteeing the water tightness of the connection. Transparent polycarbonate diffuser. Adjustable light intensity version available upon request.

Optic Spot 10°

2200K disponibile su richiesta.

2200K available on request.

Power Led: 4,5W - 331 lm ≠ OUTPUT 246 lm - 2700K/CRI 80 - 24Vdc / 4,5W - 359 lm ≠ OUTPUT 267 lm - 3000K/CRI 80 - 24Vdc / 4,5W - 373 lm ≠ OUTPUT 277 lm - 4000K/CRI 80 - 24Vdc

2700K

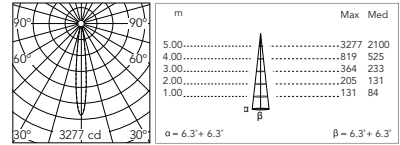
● FA51821556

3000K

● FA51801656

4000K

● FA51801556



@ 3000K

Optic Medium 30°

Power Led: 4,5W - 331 lm ≠ OUTPUT 218 lm - 2700K/CRI 80 - 24Vdc / 4,5W - 359 lm ≠ OUTPUT 236 lm - 3000K/CRI 80 - 24Vdc / 4,5W - 373 lm ≠ OUTPUT 245 lm - 4000K/CRI 80 - 24Vdc

2700K

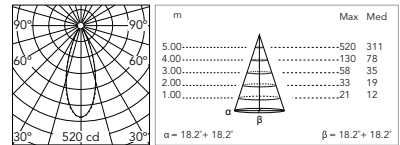
● FA51822556

3000K

● FA51802656

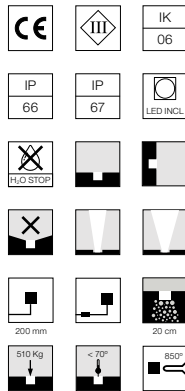
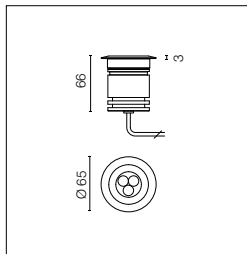
4000K

● FA51802556



@ 3000K

A-Rise 65 HP



Sorgente a LED inclusa. Alimentazione elettrica remota 24V dc da ordinare separatamente. Necessaria cassaforma da ordinare separatamente. Dotato di spezzone di cavo uscente in neoprene di 200 mm con sistema integrato di giunzione H2O STOP e kit con connettori crimp e guaina termorestringente adesiva per connessione a tenuta stagna. Diffusore policarbonato trasparente. Versione dimmerabile a richiesta.

LED source included. 24V dc remote electric power supply to be ordered separately. Requires a junction box to be ordered separately. The luminaire is equipped with a protruding, neoprene, 200 mm cable with an integrated H2O STOP connection system and a wiring kit with crimp connectors and adhesive heat-shrink tubing guaranteeing the water tightness of the connection. Transparent polycarbonate diffuser. Adjustable light intensity version available upon request.

Optic Spot 10°

2200K disponibile su richiesta.

2200K available on request.

Power Led: 4,5W - 331 lm ≠ OUTPUT 246 lm - 2700K/CRI 80 - 24Vdc / 4,5W - 359 lm ≠ OUTPUT 267 lm - 3000K/CRI 80 - 24Vdc / 4,5W - 373 lm ≠ OUTPUT 277 lm - 4000K/CRI 80 - 24Vdc

2700K

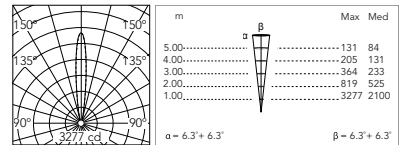
● FA51822256

3000K

● FA51802356

4000K

● FA51802256



@ 3000K

Optic Medium 30°

Power Led: 4,5W - 331 lm ≠ OUTPUT 218 lm - 2700K/CRI 80 - 24Vdc / 4,5W - 359 lm ≠ OUTPUT 236 lm - 3000K/CRI 80 - 24Vdc / 4,5W - 373 lm ≠ OUTPUT 245 lm - 4000K/CRI 80 - 24Vdc

2700K

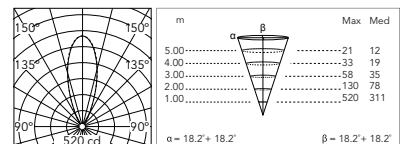
● FA51823256

3000K

● FA51803356

4000K

● FA51803256


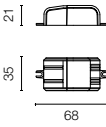

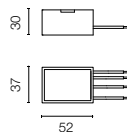

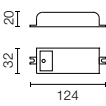


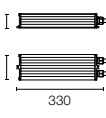


@ 3000K

A-Rise 65: Accessori / Accessories

Scatola per incasso.	Box for installation.	F004Z0K0000		
Sistema di giunzione IP68 a 2 vie 2 poli. (Ø4÷6,9mm cavo).	2 way terminal block 2 poles IP68. (Ø4÷6,9mm cable).	F990C050000		
Non può essere alloggiato nella scatola per incasso.	It can't be placed in the recessed box for installation.			

A-Rise 65: Driver 24Vdc / Drivers 24Vdc

Alimentatore doppia funzione Vout 24Vdc: 8W/100÷240V Iout 350mA: 6x1W/100÷240V IP20 Classe II Selv Eq.	Power supply dual function Vout 24Vdc: 8W/100÷240V Iout 350mA: 6x1W/100÷240V IP20 Class II Selv Eq.	*RF25754		
Alimentatore doppia funzione Vout 24Vdc: 8W/100÷240V Iout 350mA: 6x1W/100÷240V IP65 Classe II Selv Eq.	Power supply dual function Vout 24Vdc: 8W/100÷240V Iout 350mA: 6x1W/100÷240V IP65 Class II Selv Eq.	*RF25748		
Alimentatore per installazione remota 24Vdc 10W / 110-240V IP20 Classe II selv.	Power supply for remote installation 24Vdc 10W / 110-240V IP20 Class II selv.	*RF25747		
Alimentatore 10W/110÷240V - 24Vdc IP67 Classe II Selv.	Power supply 10W/110÷240V - 24Vdc IP67 Class II Selv.	*RF25757		
Alimentatore 24Vdc 35W / 120-270V IP67 Classe II selv.	Power supply 24Vdc 35W / 120-270V IP67 Class II selv.	F990B23AZ00		
Alimentatore per installazione remota 24Vdc 50W / 120-240V IP67 Classe II selv.	Power supply for remote installation 24Vdc 50W / 120-240V IP67 Class II selv.	*RF25755		
Alimentatore per installazione remota 24Vdc 70W / 220-240V IP67 Classe II selv.	Power supply for remote installation 24Vdc 70W / 220-240V IP67 Class II selv.	*RF25749		

* Numero massimo di apparecchi per alimentatore / Max fixtures for each power supply

Numero massimo di apparecchi per alimentatore (Vin220÷240). Dati indicativi da verificare con le specifiche condizioni di installazione.

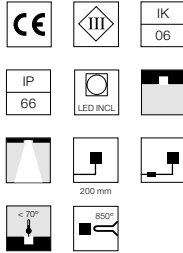
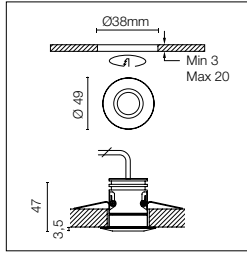
Max fixtures for each power supply (Vin 220÷240). Data in the chart are provided as a guide only. Please verify according to your installation.

A-RISE 65

Acc. RF25754	1
Acc. RF25748	1
Acc. RF25747	2
Acc. RF25757	2
Acc. RF25755	9
Acc. RF25749	17

A-RISE 65 HP

Acc. RF25754	1
Acc. RF25748	1
Acc. RF25747	2
Acc. RF25757	2
Acc. RF25755	7
Acc. RF25749	14



Sorgente a LED inclusa. Alimentazione elettrica remota 24V dc da ordinare separatamente. Completo di molle per installazione in cartongesso. Dotato di spezzone di cavo uscente in neoprene di 200 mm e kit con connettori crimp e guaina termorestringente adesiva per connessione a tenuta stagna. Diffusore policarbonato trasparente. Versione dimmerabile a richiesta.

LED source included. 24V dc remote electric power supply to be ordered separately. Includes a spring for plasterboard installations. The luminaire is equipped with a protruding, neoprene, 200 mm cable and a wiring kit with crimp connectors and adhesive heat-shrink tubing guaranteeing the water tightness of the connection. Transparent polycarbonate diffuser. Adjustable light intensity version available upon request.

2200K disponibile su richiesta.

2200K available on request.

Optic Spot 15°

Power Led: 2,3W - 144 lm ≠ OUTPUT 106 lm - 2700K/CRI 80 - 12÷24Vdc / 2,3W - 155 lm ≠ OUTPUT 115 lm - 3000K/CRI 80 - 12÷24Vdc / 2,3W - 161 lm ≠ OUTPUT 119 lm - 4000K/CRI 80 - 12÷24Vdc

2700K

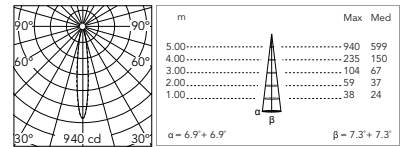
● FA51711556

3000K

● FA51711356

4000K

● FA51711256



@ 3000K

Optic Medium 45°

Power Led: 2,3W - 144 lm ≠ OUTPUT 97 lm - 2700K/CRI 80 - 12÷24Vdc / 2,3W - 155 lm ≠ OUTPUT 105 lm - 3000K/CRI 80 - 12÷24Vdc / 2,3W - 161 lm ≠ OUTPUT 109 lm - 4000K/CRI 80 - 12÷24Vdc

2700K

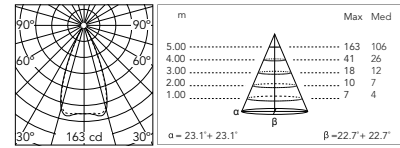
● FA51712556

3000K

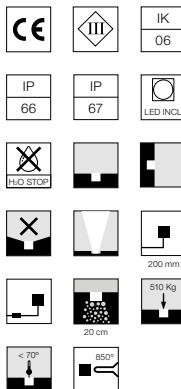
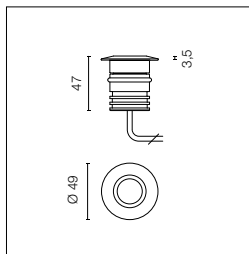
● FA51712356

4000K

● FA51712256



@ 3000K



Sorgente a LED inclusa. Alimentazione elettrica remota 24V dc da ordinare separatamente. Necessaria cassaforma da ordinare separatamente. Dotato di spezzone di cavo uscente in neoprene di 200 mm con sistema integrato di giunzione H2O STOP e kit con connettori crimp e guaina termorestringente adesiva per connessione a tenuta stagna. Diffusore policarbonato trasparente. Versione dimmerabile a richiesta.

LED source included. 24V dc remote electric power supply to be ordered separately. Requires a junction box to be ordered separately. The luminaire is equipped with a protruding, neoprene, 200 mm cable with an integrated H2O STOP connection system and a wiring kit with crimp connectors and adhesive heat-shrink tubing guaranteeing the water tightness of the connection. Transparent polycarbonate diffuser. Adjustable light intensity version available upon request.

2200K disponibile su richiesta.

2200K available on request.

Optic Spot 15°

Power Led: 2,3W - 144 lm ≠ OUTPUT 106 lm - 2700K/CRI 80 - 12÷24Vdc / 2,3W - 155 lm ≠ OUTPUT 115 lm - 3000K/CRI 80 - 12÷24Vdc / 2,3W - 161 lm ≠ OUTPUT 119 lm - 4000K/CRI 80 - 12÷24Vdc

2700K

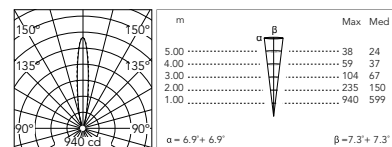
● FA51700556

3000K

● FA51700356

4000K

● FA51700256



@ 3000K

Optic Medium 45°

Power Led: 2,3W - 144 lm ≠ OUTPUT 97 lm - 2700K/CRI 80 - 12÷24Vdc / 2,3W - 155 lm ≠ OUTPUT 105 lm - 3000K/CRI 80 - 12÷24Vdc / 2,3W - 161 lm ≠ OUTPUT 109 lm - 4000K/CRI 80 - 12÷24Vdc

2700K

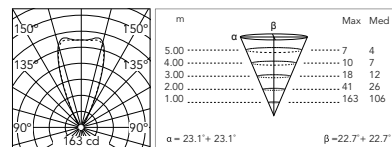
● FA51701656

3000K

● FA51701356

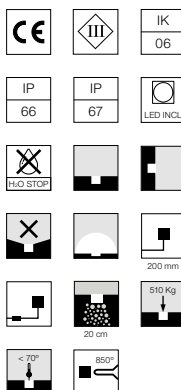
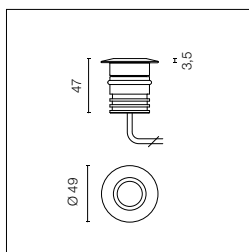
4000K

● FA51701256



@ 3000K

A-Rise 49 Opal



Sorgente la LED inclusa. Alimentazione elettrica remota 24V dc da ordinare separatamente. Necessaria cassaforma da ordinare separatamente. Dotato di spezzone di cavo uscente in neoprene di 200 mm e kit con connettori crimp e guaina termorestringente adesiva per connessione a tenuta stagna. Diffusore policarbonato opale. Versione dimmerabile a richiesta.

LED light source included. 24V dc remote electric power supply to be ordered separately. Requires a junction box to be ordered separately. The luminaire is equipped with a protruding, neoprene, 200 mm cable and a wiring kit with crimp connectors and adhesive heat-shrink tubing guaranteeing the water tightness of the connection. Opal polycarbonate diffuser. Adjustable light intensity version available upon request.

2200K disponibile su richiesta.

2200K available on request.

Optic Wide Flood 100°

Power Led: 2,3W - 139 lm ≠ OUTPUT 16 lm - 2700K/CRI 80 - 12÷24Vdc / 2,3W - 149 lm ≠ OUTPUT 17 lm - 3000K/CRI 80 - 12÷24Vdc / 2,3W - 162 lm ≠ OUTPUT 18 lm - 4000K/CRI 80 - 12÷24Vdc

2700K

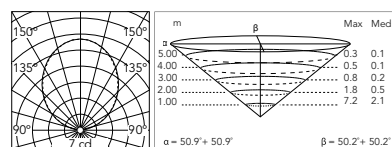
● FA51701756

3000K

● FA51701556

4000K

● FA51701456



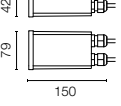

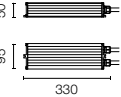



@ 4000K

A-Rise 49: Accessori / Accessories

Scatola per incasso.	Box for installation.	F004Z0J0000		
Sistema di giunzione IP68 a 2 vie 2 poli. (Ø4÷6,9mm cavo).	2 way terminal block 2 poles IP68. (Ø4÷6,9mm cable).	F990C050000		
Non può essere alloggiato nella scatola per incasso.	It can't be placed in the recessed box for installation.			

A-Rise 49: Driver / Drivers 24Vdc

Alimentatore doppia funzione Vout 24Vdc: 8W/100÷240V Iout 350ma: 6x1W/100÷240V IP20 Classe II Selv Eq.	Power supply dual function Vout 24Vdc: 8W/100÷240V Iout 350ma: 6x1W/100÷240V IP20 Class II Selv Eq.	*RF25754		
Alimentatore doppia funzione Vout 24Vdc: 8W/100÷240V Iout 350mA: 6x1W/100÷240V IP65 Classe II Selv Eq.	Power supply dual function Vout 24Vdc: 8W/100÷240V Iout 350mA: 6x1W/100÷240V IP65 Class II Selv Eq.	*RF25748		
Alimentatore per installazione remota 24Vdc 10W / 110-240V IP20 Classe II selv.	Power supply for remote installation 24Vdc 10W / 110-240V IP20 Class II selv.	*RF25747		
Alimentatore 10W/110÷240V - 24Vdc IP67 Classe II Selv.	Power supply 10W/110÷240V - 24Vdc IP67 Class II Selv.	*RF25757		
Alimentatore per installazione remota 24Vdc 20W / 220-240V IP67 Classe II selv.	Power supply for remote installation 24Vdc 20W / 220-240V IP67 Class II selv.	*RF25752		
Alimentatore 24Vdc 35W / 120-270V IP67 Classe II selv.	Power supply 24Vdc 35W / 120-270V IP67 Class II selv.	F990B23AZ00		
Alimentatore per installazione remota 24Vdc 50W / 120-240V IP67 Classe II selv.	Power supply for remote installation 24Vdc 50W / 120-240V IP67 Class II selv.	*RF25755		
Alimentatore per installazione remota 24Vdc 70W / 220-240V IP67 Classe II selv.	Power supply for remote installation 24Vdc 70W / 220-240V IP67 Class II selv.	*RF25749		

* Numero massimo di apparecchi per alimentatore / Max fixtures for each power supply

Numero massimo di apparecchi per alimentatore (Vin220÷240). Dati indicativi da verificare con le specifiche condizioni di installazione.	Max fixtures for each power supply (Vin 220÷240). Data in the chart are provided as a guide only. Please verify according to your installation.	Acc. RF25754	1	Acc. RF25752	5
		Acc. RF25748	1	Acc. RF25755	14
		Acc. RF25747	4	Acc. RF25749	29
		Acc. RF25757	4		

Gobi



Gobi





Famiglia / Family

Gobi 180



Power Led

up to 12W
up to 256 lm - 2700K/CRI 80
up to 276 lm - 3000K/CRI 80
up to 296 lm - 4000K/CRI 80

* Net lumen output

2200K available on request.

Gobi 130



Power Led

up to 7W
up to 140 lm - 2700K/CRI 80
up to 152 lm - 3000K/CRI 80
up to 164 lm - 4000K/CRI 80

* Net lumen output

2200K available on request.

Gobi 65



Power Led

up to 3,4W
up to 60 lm - 2700K/CRI 80
up to 64 lm - 3000K/CRI 80
up to 72 lm - 4000K/CRI 80

* Net lumen output

2200K available on request.

Gobi 65 Wall Path



Power Led

up to 3,4W
up to 47 lm - 2700K/CRI 80
up to 50 lm - 3000K/CRI 80
up to 54 lm - 4000K/CRI 80

* Net lumen output

2200K available on request.

Gobi 49



Power Led

up to 2,3W
up to 40 lm - 2700K/CRI 80
up to 44 lm - 3000K/CRI 80
up to 48 lm - 4000K/CRI 80

* Net lumen output

2200K available on request.

Gobi 49 Wall Path



Power Led

up to 2,3W
up to 36 lm - 2700K/CRI 80
up to 39 lm - 3000K/CRI 80
up to 42 lm - 4000K/CRI 80

* Net lumen output

2200K available on request.

Colori / Colours



01 White



06 Grey



12 Forest Green



18 Deep Brown



30 Black



33 Anthracite



56 Matt Stainless Steel*

* Solo per versioni Gobi 65 e Gobi 49. / Only for Gobi 65 and Gobi 49 versions.

Famiglia completa di apparecchi segnapasso ad incasso a pavimento con sorgente luminosa a LED ad emissione radente. Disponibili in differenti tagli dimensionali e molteplici fasci di apertura direzionati. Le viterie di fissaggio sono in acciaio inox AISI 316L. L'installazione richiede una cassaforma da incasso da ordinare separatamente. È necessario garantire un livello adeguato di materiale drenante sotto la cassaforma o fornire un sistema di scarico per evitare il ristagno di acqua. Per garantire la tenuta del pressacavo è necessario utilizzare cavi elettrici flessibili idonei all'impiego in ambienti esterni.

Gobi

Apparecchio ad incasso a terra calpestabile e carrabile, disponibile in due dimensioni di diametro e in tre fasci di apertura: monodirezionale, bidirezionale e omnidirezionale. La posizione parallela della sorgente luminosa alla superficie di appoggio permette di sfruttare al massimo la componente diretta dell'emissione luminosa. Corpo dell'apparecchio e dissipatore realizzato in alluminio pressofuso EN AB-47100 a basso contenuto di rame, rivestito con doppio strato di vernice ad alta resistenza alla corrosione. Vetro borosilicato trasparente. L'apparecchio è dotato di un connettore a vite M12 a tenuta stagna che fornisce isolamento ottimale contro la penetrazione di acqua e rapido collegamento con l'unità di cablaggio. Nella versione a 230V l'alimentatore è in dotazione con l'apparecchio come un kit IP66/67 remoto da alloggiare nella cassaforma da incasso, nella versione a 24V dc è provvisto di uno spezzone di cavo con connettore a vite per il collegamento elettrico all'alimentatore remoto. Disponibili due versioni di casseforme, la versione standard in materiale plastico e la versione in metallo ad alta resistenza per aree ad alto flusso veicolare.

Gobi 49 / Gobi 65

Apparecchi ad incasso a terra calpestabili, disponibili in due dimensioni di diametro e in quattro fasci di apertura: un fascio, due fasci, tre fasci e quattro fasci. Corpo dell'apparecchio in alluminio tornito lega EN AW 6060 con trattamento di anodizzazione ad alta resistenza alla corrosione. Cover esterna in acciaio inox AISI 316L pallinato. Diffusore in policarbonato trasparente. Apparecchio in 24V dc, necessita di alimentatore remoto da ordinare separatamente.

Gobi 49 Wall / Gobi 65 Wall

Apparecchi ad incasso a parete segnapasso, disponibili in due dimensioni di diametro e con fascio di apertura 180° direzionato verso il pavimento. Corpo dell'apparecchio in alluminio tornito lega EN AW 6060 con trattamento di anodizzazione ad alta resistenza alla corrosione. Cover esterna in acciaio inox AISI 316L pallinato. Diffusore in policarbonato trasparente. Apparecchio in 24V dc, necessita di alimentatore remoto da ordinare separatamente.

Complete family of ground-recessed path lights, with flush-emitting LED source. Available in different dimensions and several adjustable beam angles. The fixing screws are made of AISI 316L stainless steel. Requires a specific junction box to be ordered separately. To avoid water stagnation, it is necessary to insulate the lower part of the box with a layer of drainage material or other drainage system. In order to guarantee the preservation of the cable guide, it is recommended to use flexible electric cables specifically designed for outdoor use.

Gobi

Ground recessed and walk-over luminaire, available in two different diameters and three beam angles: monodirectional, bidirectional and omnidirectional. The position of the light source, parallel to the supporting surface, allows the direct component of the light emission to be exploited to the maximum. EN AB-47100 die-cast aluminium body (with low copper content), coated with a double layer of highly corrosion-resistant paint. Transparent borosilicate glass. Equipped with an M12 screw-on connector that prevents water infiltration and guarantees a quick connection to the wiring unit. 230V versions include the power supply unit and a remote IP66/67 kit to be installed in the junction box for recessing. The 24 V dc version is equipped with a cable and a screw connector for the connection to the remote power supply. The junction box is available in two versions: the standard version made of plastic and the heavy duty metal version, suitable for areas with high vehicular flow.

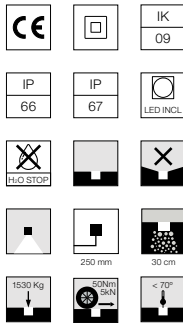
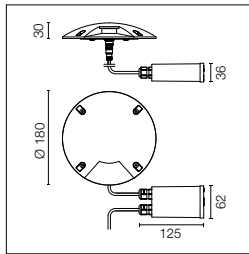
Gobi 49 / Gobi 65

Ground recessed and walk-over luminaire, available in two different diameters and four beam angles: one beam, two beams, three beams and four beams. Structure in turned aluminium, EN AW 6060 alloy, with an anodized treatment for better resistance to corrosion. The external structure is covered in AISI 316L shot-blasted stainless steel. Transparent polycarbonate diffuser. The 24 V dc luminaire is powered by a remote power supply to be ordered separately.

Gobi 49 Wall / Gobi 65 Wall

Wall-recessed path light, available in two different diameters and with a 180° beam angle directed towards the floor. Structure in turned aluminium, EN AW 6060 alloy, with an anodized treatment for better resistance to corrosion. The external structure is covered in AISI 316L shot-blasted stainless steel. Transparent polycarbonate diffuser. The 24 V dc luminaire is powered by a remote power supply to be ordered separately.

Gobi 180 Mono



Sorgente a LED inclusa.
Alimentazione elettrica 220-240V ON/ OFF integrata.
Necessaria cassaforma da ordinare separatamente.
Alimentatore dotato di spezzone di cavo di 400mm con connettore a vite M12 a tenuta stagna verso l'apparecchio e spezzone di cavo di 300mm per collegamento alla linea elettrica.
Versione dimmerabile a richiesta.

LED light source included.
Integrated electric power supply 220-240V ON/OFF.
Requires a junction box to be ordered separately.
The luminaire is equipped with a protruding, neoprene, 400 mm cable with an M12 watertight screw-on connector towards the luminaire, and with a 300 mm cable for the connection to the power line.
Adjustable light intensity version available upon request.

2200K disponibile su richiesta.

2200K available on request.

Power Led: 5W - 233 lm ≠ OUTPUT 64 lm - 2700K/CRI 80 - 220÷240V / 5W - 250 lm ≠ OUTPUT 69 lm - 3000K/CRI 80 - 220÷240V / 5W - 266 lm ≠ OUTPUT 74 lm - 4000K/CRI 80 - 220÷240V

2700K

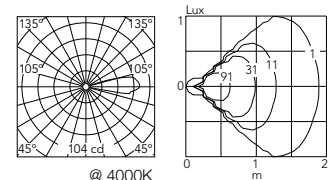
- FA53504701
- FA53504706
- FA53504712
- FA53504718
- FA53504730
- FA53504733

3000K

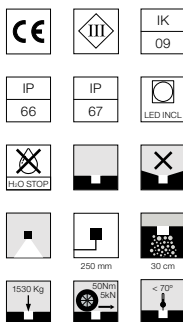
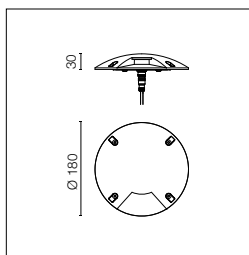
- FA53501201
- FA53501206
- FA53501212
- FA53501218
- FA53501230
- FA53501233

4000K

- FA53501101
- FA53501106
- FA53501112
- FA53501118
- FA53501130
- FA53501133



Gobi 180 Mono Low Voltage



Sorgente a LED inclusa.
Alimentazione elettrica remota 24Vdc da ordinare separatamente. Necessaria cassaforma da ordinare separatamente. Dotato di spezzone di cavo 250mm con connettore a vite M12 a tenuta stagna. Accessori opzionali: cavo 5000mm e cavo splitter 300mm con connettori M12 per installazioni multiple.

LED source included. 24V dc remote electric power supply to be ordered separately. Requires a junction box to be ordered separately. The luminaire is equipped with protruding, 250 mm cable with an M12 watertight screw-on connector. Optional accessories: 5000 mm cable and 300 mm splitter cable with M12 connectors for multiple installations.

2200K disponibile su richiesta.

2200K available on request.

Power Led: 3,4W - 233 lm ≠ OUTPUT 64 lm - 2700K/CRI 80 - 24Vdc / 3,4W - 250 lm ≠ OUTPUT 69 lm - 3000K/CRI 80 - 24Vdc / 3,4W - 266 lm ≠ OUTPUT 74 lm - 4000K/CRI 80 - 24Vdc

2700K

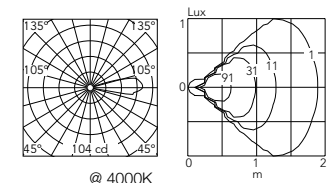
- FA53504801
- FA53504806
- FA53504812
- FA53504818
- FA53504830
- FA53504833

3000K

- FA53503001
- FA53503006
- FA53503012
- FA53503018
- FA53503030
- FA53503033

4000K

- FA53502901
- FA53502906
- FA53502912
- FA53502918
- FA53502930
- FA53502933



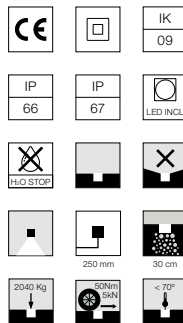
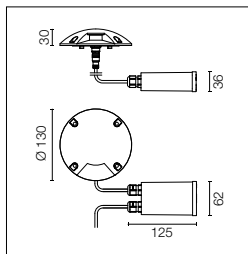
* Numero massimo di apparecchi per alimentatore / Maximum number of luminaires per power supply.

Numero massimo di apparecchi per alimentatore (Vin220÷240). Dati indicativi da verificare con le specifiche condizioni di installazione.

Maximum number of luminaires per power supply. (220÷240 V). These data must be checked taking into account the specific installation conditions.

Acc. RF25752	3
Acc. RF25755	8
Acc. RF25749	16

Gobi 130 Mono



Sorgente a LED inclusa. Alimentazione elettrica 220-240V ON/ OFF integrata. Necessaria cassaforma da ordinare separatamente. Alimentatore dotato di spezzone di cavo di 400mm con connettore a vite M12 a tenuta stagna verso l'apparecchio e spezzone di cavo di 300mm per collegamento alla linea elettrica. Versione dimmerabile a richiesta.

LED light source included. Integrated electric power supply 220-240V ON/OFF. Requires a junction box to be ordered separately. The luminaire is equipped with a protruding, neoprene, 400 mm cable with an M12 watertight screw-on connector towards the luminaire, and with a 300 mm cable for the connection to the power line. Adjustable light intensity version available upon request.

2200K disponibile su richiesta.

2200K available on request.

Power Led: 4W - 129 lm ≠ OUTPUT 35 lm - 2700K/CRI 80 - 220÷240V / 4W - 139 lm ≠ OUTPUT 38 lm - 3000K/CRI 80 - 220÷240V / 4W - 148 lm ≠ OUTPUT 41 lm - 4000K/CRI 80 - 220÷240V

2700K

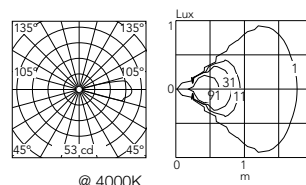
- FA53504101
- FA53504106
- FA53504112
- FA53504118
- FA53504130
- FA53504133

3000K

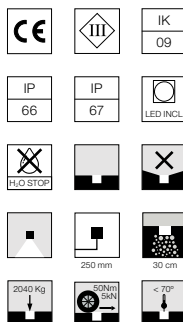
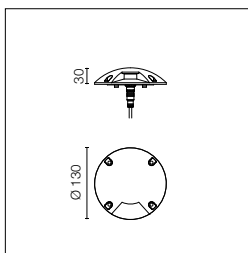
- FA53500301
- FA53500306
- FA53500312
- FA53500318
- FA53500330
- FA53500333

4000K

- FA53500201
- FA53500206
- FA53500212
- FA53500218
- FA53500230
- FA53500233



Gobi 130 Mono Low Voltage



Sorgente a LED inclusa. Alimentazione elettrica remota 24Vdc da ordinare separatamente. Necessaria cassaforma da ordinare separatamente. Dotato di spezzone di cavo 250mm con connettore a vite M12 a tenuta stagna. Accessori opzionali: cavo 5000mm e cavo splitter 300mm con connettori M12 per installazioni multiple.

LED source included. 24V dc remote electric power supply to be ordered separately. Requires a junction box to be ordered separately. The luminaire is equipped with protruding, 250 mm cable with an M12 watertight screw-on connector. Optional accessories: 5000 mm cable and 300 mm splitter cable with M12 connectors for multiple installations.

2200K disponibile su richiesta.

2200K available on request.

Power Led: 1,9W - 129 lm ≠ OUTPUT 35 lm - 2700K/CRI 80 - 24Vdc / 1,9W - 139 lm ≠ OUTPUT 38 lm - 3000K/CRI 80 - 24Vdc / 1,9W - 148 lm ≠ OUTPUT 41 lm - 4000K/CRI 80 - 24Vdc

2700K

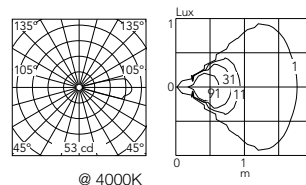
- FA53504201
- FA53504206
- FA53504212
- FA53504218
- FA53504230
- FA53504233

3000K

- FA53502101
- FA53502106
- FA53502112
- FA53502118
- FA53502130
- FA53502133

4000K

- FA53502001
- FA53502006
- FA53502012
- FA53502018
- FA53502030
- FA53502033



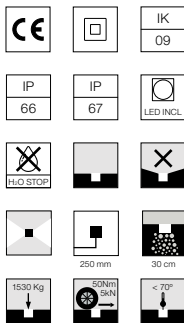
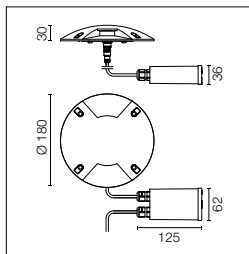
* Numero massimo di apparecchi per alimentatore / Maximum number of luminaires per power supply.

Numero massimo di apparecchi per alimentatore (Vin220÷240). Dati indicativi da verificare con le specifiche condizioni di installazione.

Maximum number of luminaires per power supply. (220÷240 V). These data must be checked taking into account the specific installation conditions.

Acc. RF25752	5
Acc. RF25755	16
Acc. RF25749	33

Gobi 180 Double



Sorgente a LED inclusa.
Alimentazione elettrica 220-240V ON/ OFF integrata.
Necessaria cassaforma da ordinare separatamente.
Alimentatore dotato di spezzone di cavo di 400mm con connettore a vite M12 a tenuta stagna verso l'apparecchio e spezzone di cavo di 300mm per collegamento alla linea elettrica.
Versione dimmerabile a richiesta.

LED light source included.
Integrated electric power supply 220-240V ON/OFF.
Requires a junction box to be ordered separately.
The luminaire is equipped with a protruding, neoprene, 400 mm cable with an M12 watertight screw-on connector towards the luminaire, and with a 300 mm cable for the connection to the power line.
Adjustable light intensity version available upon request.

2200K disponibile su richiesta.

2200K available on request.

Power Led: 7W - 2x233 lm ≠ OUTPUT 2x64 lm - 2700K/CRI 80 - 220÷240V / 7W - 2x250 lm ≠ OUTPUT 2x69 lm - 3000K/CRI 80 - 220÷240V / 7W - 2x266 lm ≠ OUTPUT 2x74 lm - 4000K/CRI 80 - 220÷240V

2700K

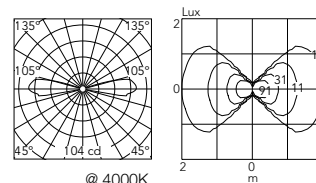
- FA53504901
- FA53504906
- FA53504912
- FA53504918
- FA53504930
- FA53504933

3000K

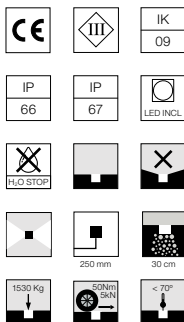
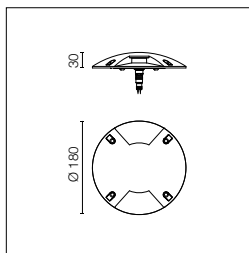
- FA53501501
- FA53501506
- FA53501512
- FA53501518
- FA53501530
- FA53501533

4000K

- FA53501401
- FA53501406
- FA53501412
- FA53501418
- FA53501430
- FA53501433



Gobi 180 Double Low Voltage



Sorgente a LED inclusa.
Alimentazione elettrica remota 24Vdc da ordinare separatamente. Necessaria cassaforma da ordinare separatamente. Dotato di spezzone di cavo 250mm con connettore a vite M12 a tenuta stagna. Accessori opzionali: cavo 5000mm e cavo splitter 300mm con connettori M12 per installazioni multiple.

LED source included. 24V dc remote electric power supply to be ordered separately. Requires a junction box to be ordered separately. The luminaire is equipped with protruding, 250 mm cable with an M12 watertight screw-on connector. Optional accessories: 5000 mm cable and 300 mm splitter cable with M12 connectors for multiple installations.

2200K disponibile su richiesta.

2200K available on request.

Power Led: 6,4W - 2x233 lm ≠ OUTPUT 2x64 lm - 2700K/CRI 80 - 24Vdc / 6,4W - 2x250 lm ≠ OUTPUT 2x69 lm - 3000K/CRI 80 - 24Vdc / 6,4W - 2x266 lm ≠ OUTPUT 2x74 lm - 4000K/CRI 80 - 24Vdc

2700K

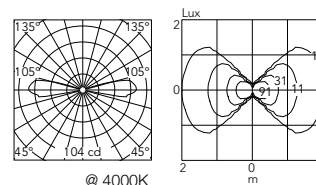
- FA53505001
- FA53505006
- FA53505012
- FA53505018
- FA53505030
- FA53505033

3000K

- FA53503301
- FA53503306
- FA53503312
- FA53503318
- FA53503330
- FA53503333

4000K

- FA53503201
- FA53503206
- FA53503212
- FA53503218
- FA53503230
- FA53503233



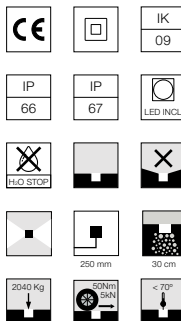
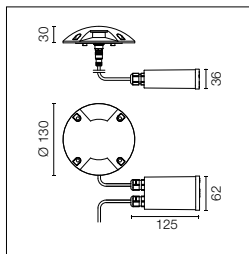
* Numero massimo di apparecchi per alimentatore / Maximum number of luminaires per power supply.

Numero massimo di apparecchi per alimentatore (Vin220÷240). Dati indicativi da verificare con le specifiche condizioni di installazione.

Maximum number of luminaires per power supply. (220÷240 V). These data must be checked taking into account the specific installation conditions.

Acc. RF25752	2
Acc. RF25755	5
Acc. RF25749	8

Gobi 130 Double



Sorgente a LED inclusa. Alimentazione elettrica 220-240V ON/ OFF integrata. Necessaria cassaforma da ordinare separatamente. Alimentatore dotato di spezzone di cavo di 400mm con connettore a vite M12 a tenuta stagna verso l'apparecchio e spezzone di cavo di 300mm per collegamento alla linea elettrica. Versione dimmerabile a richiesta.

LED light source included. Integrated electric power supply 220-240V ON/OFF. Requires a junction box to be ordered separately. The luminaire is equipped with a protruding, neoprene, 400 mm cable with an M12 watertight screw-on connector towards the luminaire, and with a 300 mm cable for the connection to the power line. Adjustable light intensity version available upon request.

2200K disponibile su richiesta.

2200K available on request.

Power Led: 5W - 2x129 lm ≠ OUTPUT 2x35 lm - 2700K/CRI 80 - 220÷240V / 5W - 2x139 lm ≠ OUTPUT 2x38 lm - 3000K/CRI 80 - 220÷240V / 5W - 2x148 lm ≠ OUTPUT 2x41 lm - 4000K/CRI 80 - 220÷240V

2700K

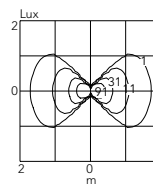
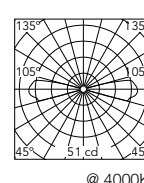
- FA53504301
- FA53504306
- FA53504312
- FA53504318
- FA53504330
- FA53504333

3000K

- FA53500601
- FA53500606
- FA53500612
- FA53500618
- FA53500630
- FA53500633

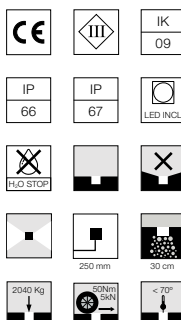
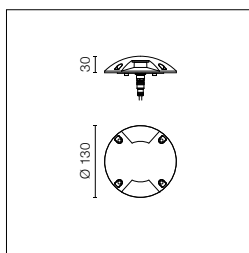
4000K

- FA53500501
- FA53500506
- FA53500512
- FA53500518
- FA53500530
- FA53500533



@ 4000K

Gobi 130 Double Low Voltage



Sorgente a LED inclusa. Alimentazione elettrica remota 24Vdc da ordinare separatamente. Necessaria cassaforma da ordinare separatamente. Dotato di spezzone di cavo 250mm con connettore a vite M12 a tenuta stagna. Accessori opzionali: cavo 5000mm e cavo splitter 300mm con connettori M12 per installazioni multiple.

LED source included. 24V dc remote electric power supply to be ordered separately. Requires a junction box to be ordered separately. The luminaire is equipped with protruding, 250 mm cable with an M12 watertight screw-on connector. Optional accessories: 5000 mm cable and 300 mm splitter cable with M12 connectors for multiple installations.

2200K disponibile su richiesta.

2200K available on request.

Power Led: 3,5W - 2x129 lm ≠ OUTPUT 2x35 lm - 2700K/CRI 80 - 24Vdc / 3,5W - 2x139 lm ≠ OUTPUT 2x38 lm - 3000K/CRI 80 - 24Vdc / 3,5W - 2x148 lm ≠ OUTPUT 2x41 lm - 4000K/CRI 80 - 24Vdc

2700K

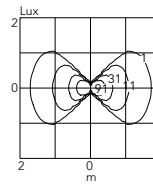
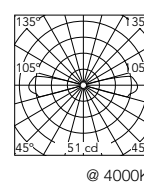
- FA53504401
- FA53504406
- FA53504412
- FA53504418
- FA53504430
- FA53504433

3000K

- FA53502401
- FA53502406
- FA53502412
- FA53502418
- FA53502430
- FA53502433

4000K

- FA53502301
- FA53502306
- FA53502312
- FA53502318
- FA53502330
- FA53502333



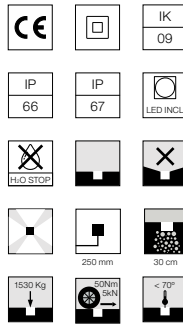
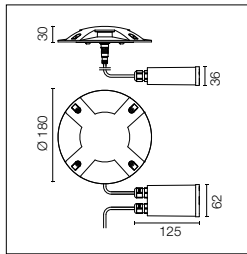
@ 4000K

* Numero massimo di apparecchi per alimentatore / Maximum number of luminaires per power supply.

Numero massimo di apparecchi per alimentatore (Vin220÷240). Dati indicativi da verificare con le specifiche condizioni di installazione.

Maximum number of luminaires per power supply. (220÷240 V). These data must be checked taking into account the specific installation conditions.

Acc. RF25752	2
Acc. RF25755	10
Acc. RF25749	19



Sorgente a LED inclusa. Alimentazione elettrica 220-240V ON/ OFF integrata. Necessaria cassaforma da ordinare separatamente. Alimentatore dotato di spezzone di cavo di 400mm con connettore a vite M12 a tenuta stagna verso l'apparecchio e spezzone di cavo di 300mm per collegamento alla linea elettrica. Versione dimmerabile a richiesta.

LED light source included. Integrated electric power supply 220-240V ON/OFF. Requires a junction box to be ordered separately. The luminaire is equipped with a protruding, neoprene, 400 mm cable with an M12 watertight screw-on connector towards the luminaire, and with a 300 mm cable for the connection to the power line. Adjustable light intensity version available upon request.

2200K disponibile su richiesta.

2200K available on request.

Power Led: 12W - 4x233 lm ≠ OUTPUT 4x64 lm - 2700K/CRI 80 - 220÷240V / 12W - 4x250 lm ≠ OUTPUT 4x69 lm - 3000K/CRI 80 - 220÷240V / 12W - 4x266 lm ≠ OUTPUT 4x74 lm - 4000K/CRI 80 - 220÷240V

2700K

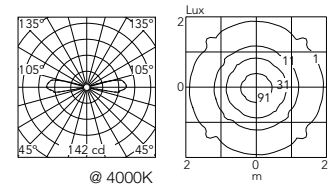
- FA53505101
- FA53505106
- FA53505112
- FA53505118
- FA53505130
- FA53505133

3000K

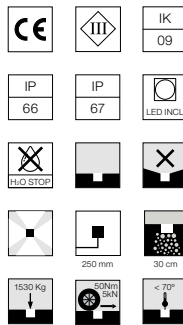
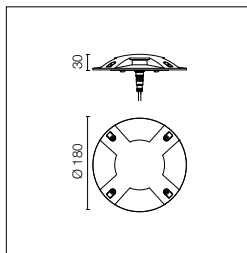
- FA53501801
- FA53501806
- FA53501812
- FA53501818
- FA53501830
- FA53501833

4000K

- FA53501701
- FA53501706
- FA53501712
- FA53501718
- FA53501730
- FA53501733



Gobi 180 Multi Low Voltage



Sorgente a LED inclusa. Alimentazione elettrica remota 24Vdc da ordinare separatamente. Necessaria cassaforma da ordinare separatamente. Dotato di spezzone di cavo 250mm con connettore a vite M12 a tenuta stagna. Accessori opzionali: cavo 5000mm e cavo splitter 300mm con connettori M12 per installazioni multiple.

LED source included. 24V dc remote electric power supply to be ordered separately. Requires a junction box to be ordered separately. The luminaire is equipped with protruding, 250 mm cable with an M12 watertight screw-on connector. Optional accessories: 5000 mm cable and 300 mm splitter cable with M12 connectors for multiple installations.

2200K disponibile su richiesta.

2200K available on request.

Power Led: 11,2W - 4x233 lm ≠ OUTPUT 4x64 lm - 2700K/CRI 80 - 24Vdc / 11,2W - 4x250 lm ≠ OUTPUT 4x69 lm - 3000K/CRI 80 - 24Vdc / 11,2W - 4x266 lm ≠ OUTPUT 4x74 lm - 4000K/CRI 80 - 24Vdc

2700K

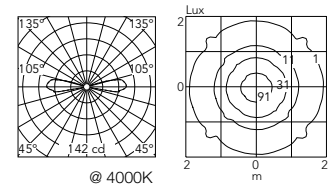
- FA53505201
- FA53505206
- FA53505212
- FA53505218
- FA53505230
- FA53505233

3000K

- FA53503601
- FA53503606
- FA53503612
- FA53503618
- FA53503630
- FA53503633

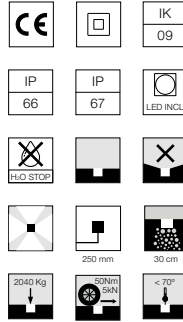
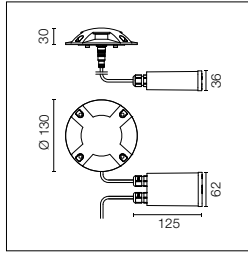
4000K

- FA53503501
- FA53503506
- FA53503512
- FA53503518
- FA53503530
- FA53503533



* Numero massimo di apparecchi per alimentatore / Maximum number of luminaires per power supply.

Numero massimo di apparecchi per alimentatore (Vin220÷240). Dati indicativi da verificare con le specifiche condizioni di installazione.	Maximum number of luminaires per power supply. (220÷240 V). These data must be checked taking into account the specific installation conditions.	Acc. RF25752	1
		Acc. RF25755	3
		Acc. RF25749	6



Sorgente a LED inclusa. Alimentazione elettrica 220-240V ON/ OFF integrata. Necessaria cassaforma da ordinare separatamente. Alimentatore dotato di spezzone di cavo di 400mm con connettore a vite M12 a tenuta stagna verso l'apparecchio e spezzone di cavo di 300mm per collegamento alla linea elettrica. Versione dimmerabile a richiesta.

LED light source included. Integrated electric power supply 220-240V ON/OFF. Requires a junction box to be ordered separately. The luminaire is equipped with a protruding, neoprene, 400 mm cable with an M12 watertight screw-on connector towards the luminaire, and with a 300 mm cable for the connection to the power line. Adjustable light intensity version available upon request.

2200K disponibile su richiesta.

2200K available on request.

Power Led: 7W - 4x129 lm ≠ OUTPUT 4x35 lm - 2700K/CRI 80 - 220÷240V / 7W - 4x139 lm ≠ OUTPUT 4x38 lm - 3000K/CRI 80 - 220÷240V / 7W - 4x148 lm ≠ OUTPUT 4x41 lm - 4000K/CRI 80 - 220÷240V

2700K

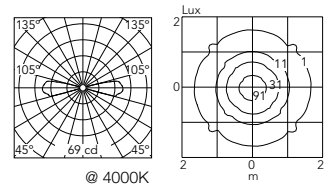
- FA53504501
- FA53504506
- FA53504512
- FA53504518
- FA53504530
- FA53504533

3000K

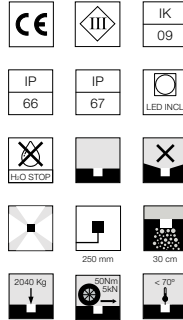
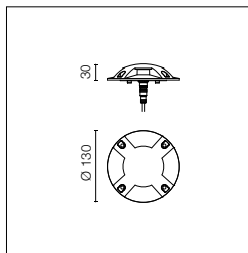
- FA53500901
- FA53500906
- FA53500912
- FA53500918
- FA53500930
- FA53500933

4000K

- FA53500801
- FA53500806
- FA53500812
- FA53500818
- FA53500830
- FA53500833



Gobi 130 Multi Low Voltage



Sorgente a LED inclusa. Alimentazione elettrica remota 24Vdc da ordinare separatamente. Necessaria cassaforma da ordinare separatamente. Dotato di spezzone di cavo 250mm con connettore a vite M12 a tenuta stagna. Accessori opzionali: cavo 5000mm e cavo splitter 300mm con connettori M12 per installazioni multiple.

LED source included. 24V dc remote electric power supply to be ordered separately. Requires a junction box to be ordered separately. The luminaire is equipped with protruding, 250 mm cable with an M12 watertight screw-on connector. Optional accessories: 5000 mm cable and 300 mm splitter cable with M12 connectors for multiple installations.

2200K disponibile su richiesta.

2200K available on request.

Power Led: 5,8W - 4x129 lm ≠ OUTPUT 4x35 lm - 2700K/CRI 80 - 24Vdc / 5,8W - 4x139 lm ≠ OUTPUT 4x38 lm - 3000K/CRI 80 - 24Vdc / 5,8W - 4x148 lm ≠ OUTPUT 4x41 lm - 4000K/CRI 80 - 24Vdc

2700K

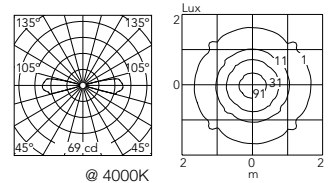
- FA53504601
- FA53504606
- FA53504612
- FA53504618
- FA53504630
- FA53504633

3000K

- FA53502701
- FA53502706
- FA53502712
- FA53502718
- FA53502730
- FA53502733

4000K

- FA53502601
- FA53502606
- FA53502612
- FA53502618
- FA53502630
- FA53502633




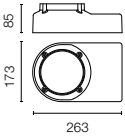

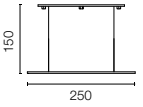

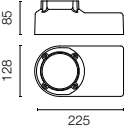

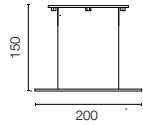
* Numero massimo di apparecchi per alimentatore / Maximum number of luminaires per power supply.

Numero massimo di apparecchi per alimentatore (Vin220÷240). Dati indicativi da verificare con le specifiche condizioni di installazione.

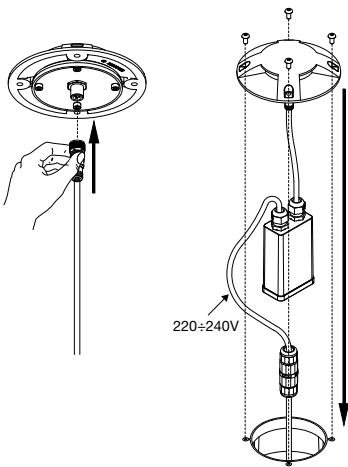
Maximum number of luminaires per power supply. (220÷240 V). These data must be checked taking into account the specific installation conditions.

Acc. RF25752	1
Acc. RF25755	7
Acc. RF25749	12

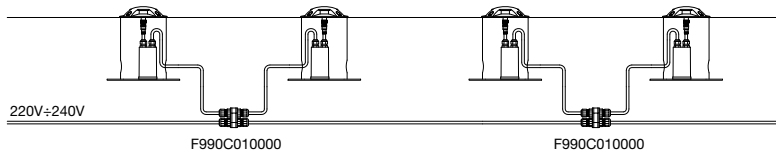
Gobi: Accessori / Accessories

Scatola per incasso.	Box for installation.	Gobi 180 FA194		
Base di fissaggio a terra ad alta resistenza	High resistance in-ground box for installation	Gobi 180 FA195		
Scatola per incasso.	Box for installation.	Gobi 130 FA192		
Base di fissaggio a terra ad alta resistenza	High resistance in-ground box for installation	Gobi 130 FA193		

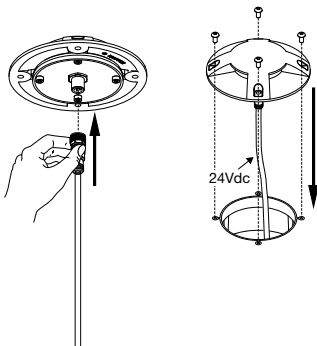
Gobi 130/180 220÷240V version - Wiring Installation



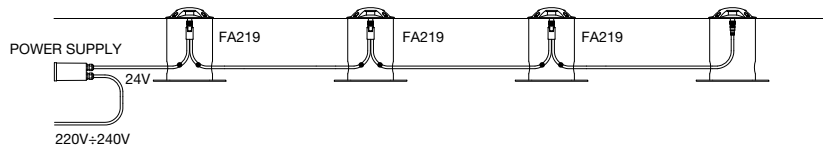
Example of installation



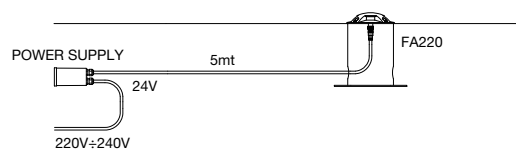
Gobi 130/180 24Vdc version - Wiring Installation




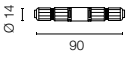

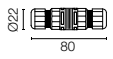

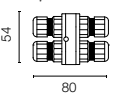

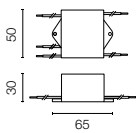
Example of installation 1




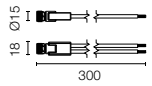

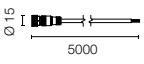

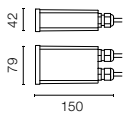

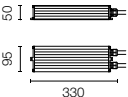

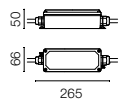
Example of installation 2



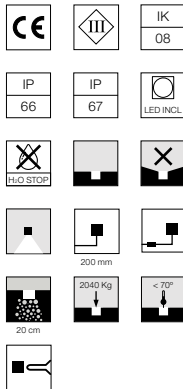
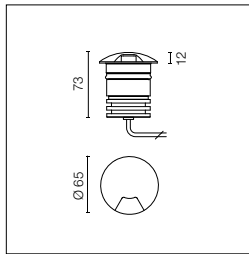
Gobi: Driver/ Drivers

Sistema di giunzione IP68 a 2 vie 2 poli. (Ø4÷6,9mm cavo).	2 way terminal block 2 poles IP68. (Ø4÷6,9mm cable).	F990C050000		
Non può essere alloggiato nella scatola per incasso.	It can't be placed in the recessed box for installation.			
Sistema di giunzione IP68 H2O Stop anti-condensa a 2 vie 4 poli.	2 way terminal block 4 poles IP68 H2O Stop.	F990C00A000		
Sistema di giunzione IP68 H2O Stop anti-condensa a 3/4 vie 4 poli. (Ø5,5÷12mm cavo).	3/4 way terminal block 4 poles IP68 H2O Stop. (Ø5,5÷12mm cable).	F990C010000		
Dispositivo di protezione per il sovraccarico. 240 Vac. Corrente massima di scarica 10KA (8/29us). Massima corrente operativa 5A. Adatto per la connessione in serie. IP66.	Surge protection device. 275Vac. Maximum discharge current 10KA (8/20us). Maximum operating current 5A. Suitable for series connection. IP66.	F990E00A000		

Gobi Low Voltage: Driver/ Drivers

Connettore splitter m12.	Splitter m12 connector.	FA219		
Connettore singolo m12 L.5.000mm.	M12 single connector L.5.000mm.	FA220		
Alimentatore per installazione remota 24Vdc 20W / 220-240V IP67 Classe II selv.	Power supply for remote installation 24Vdc 20W / 220-240V IP67 Class II selv.	*RF25752		
Alimentatore per installazione remota 24Vdc 50W / 120-240V IP67 Classe II selv.	Power supply for remote installation 24Vdc 50W / 120-240V IP67 Class II selv.	*RF25755		
Alimentatore per installazione remota 24Vdc 70W / 220-240V IP67 Classe II selv.	Power supply for remote installation 24Vdc 70W / 220-240V IP67 Class II selv.	*RF25749		

Gobi 65 Mono



Sorgente a LED inclusa. Alimentazione elettrica remota 24V dc da ordinare separatamente. Necessaria cassaforma da ordinare separatamente. Dotato di spezzone di cavo uscente in neoprene 200 mm con sistema integrato di giunzione H2O STOP e kit con connettori crimp e guaina termorestringente adesiva per connessione a tenuta stagna. Versione dimmerabile a richiesta.

LED source included. 24V dc remote electric power supply to be ordered separately. Requires a junction box to be ordered separately. The luminaire is equipped with a protruding, 200 mm cable with an integrated H2O STOP connection system and a wiring kit with crimp connectors and adhesive heat-shrink tubing guaranteeing the water tightness of the connection. Adjustable light intensity version available upon request.

2200K disponibile su richiesta.

2200K available on request.

Power Led: 3,4W - 169 lm ≠ OUTPUT 15 lm - 2700K/CRI 80 - 24Vdc / 3,4W - 182 lm ≠ OUTPUT 16 lm - 3000K/CRI 80 - 24Vdc / 3,4W - 198 lm ≠ OUTPUT 18 lm - 4000K/CRI 80 - 24Vdc

2700K

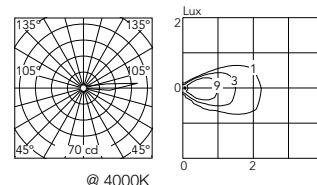
- FA51824201
- FA51824206
- FA51824212
- FA51824218
- FA51824230
- FA51824233
- FA51824256

3000K

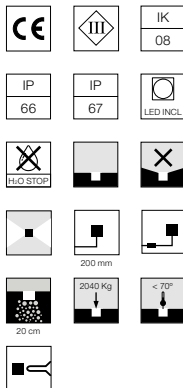
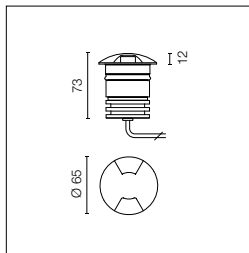
- FA51804301
- FA51804306
- FA51804312
- FA51804318
- FA51804330
- FA51804333
- FA51804356

4000K

- FA51804201
- FA51804206
- FA51804212
- FA51804218
- FA51804230
- FA51804233
- FA51804256



Gobi 65 Double



Sorgente a LED inclusa. Alimentazione elettrica remota 24V dc da ordinare separatamente. Necessaria cassaforma da ordinare separatamente. Dotato di spezzone di cavo uscente in neoprene 200 mm con sistema integrato di giunzione H2O STOP e kit con connettori crimp e guaina termorestringente adesiva per connessione a tenuta stagna. Versione dimmerabile a richiesta.

LED source included. 24V dc remote electric power supply to be ordered separately. Requires a junction box to be ordered separately. The luminaire is equipped with a protruding, 200 mm cable with an integrated H2O STOP connection system and a wiring kit with crimp connectors and adhesive heat-shrink tubing guaranteeing the water tightness of the connection. Adjustable light intensity version available upon request.

2200K disponibile su richiesta.

2200K available on request.

Power Led: 3,4W - 2x169 lm ≠ OUTPUT 2x15 lm - 2700K/CRI 80 - 24Vdc / 3,4W - 2x182 lm ≠ OUTPUT 2x16 lm - 3000K/CRI 80 - 24Vdc / 3,4W - 2x198 lm ≠ OUTPUT 2x18 lm - 4000K/CRI 80 - 24Vdc

2700K

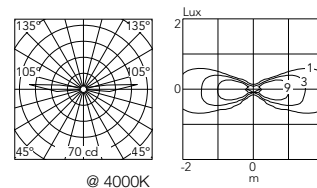
- FA51825201
- FA51825206
- FA51825212
- FA51825218
- FA51825230
- FA51825233
- FA51825256

3000K

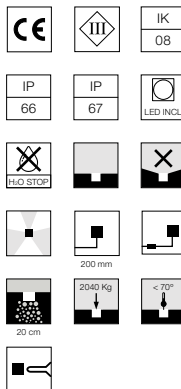
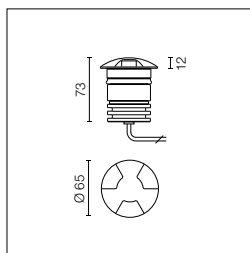
- FA51805301
- FA51805306
- FA51805312
- FA51805318
- FA51805330
- FA51805333
- FA51805356

4000K

- FA51805201
- FA51805206
- FA51805212
- FA51805218
- FA51805230
- FA51805233
- FA51805256



Gobi 65 Triple



Sorgente a LED inclusa. Alimentazione elettrica remota 24V dc da ordinare separatamente. Necessaria cassaforma da ordinare separatamente. Dotato di spezzone di cavo uscente in neoprene 200 mm con sistema integrato di giunzione H2O STOP e kit con connettori crimp e guaina termorestringente adesiva per connessione a tenuta stagna. Versione dimmerabile a richiesta.

LED source included. 24V dc remote electric power supply to be ordered separately. Requires a junction box to be ordered separately. The luminaire is equipped with a protruding, 200 mm cable with an integrated H2O STOP connection system and a wiring kit with crimp connectors and adhesive heat-shrink tubing guaranteeing the water tightness of the connection. Adjustable light intensity version available upon request.

2200K disponibile su richiesta.

2200K available on request.

Power Led: 3,4W - 3x169 lm ≠ OUTPUT 3x15 lm - 2700K/CRI 80 - 24Vdc / 3,4W - 3x182 lm ≠ OUTPUT 3x16 lm - 3000K/CRI 80 - 24Vdc / 3,4W - 3x198 lm ≠ OUTPUT 3x18 lm - 4000K/CRI 80 - 24Vdc

2700K

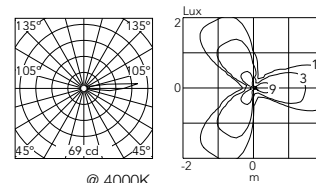
- FA51826201
- FA51826206
- FA51826212
- FA51826218
- FA51826230
- FA51826233
- FA51826256

3000K

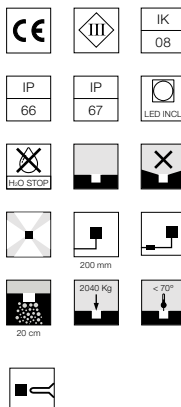
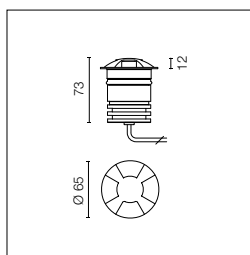
- FA51806301
- FA51806306
- FA51806312
- FA51806318
- FA51806330
- FA51806333
- FA51806356

4000K

- FA51806201
- FA51806206
- FA51806212
- FA51806218
- FA51806230
- FA51806233
- FA51806256



Gobi 65 Multi



Sorgente a LED inclusa. Alimentazione elettrica remota 24V dc da ordinare separatamente. Necessaria cassaforma da ordinare separatamente. Dotato di spezzone di cavo uscente in neoprene 200 mm con sistema integrato di giunzione H2O STOP e kit con connettori crimp e guaina termorestringente adesiva per connessione a tenuta stagna. Versione dimmerabile a richiesta.

LED source included. 24V dc remote electric power supply to be ordered separately. Requires a junction box to be ordered separately. The luminaire is equipped with a protruding, 200 mm cable with an integrated H2O STOP connection system and a wiring kit with crimp connectors and adhesive heat-shrink tubing guaranteeing the water tightness of the connection. Adjustable light intensity version available upon request.

2200K disponibile su richiesta.

2200K available on request.

Power Led: 3,4W - 4x169 lm ≠ OUTPUT 4x15 lm - 2700K/CRI 80 - 24Vdc / 3,4W - 4x182 lm ≠ OUTPUT 4x16 lm - 3000K/CRI 80 - 24Vdc / 3,4W - 4x198 lm ≠ OUTPUT 4x18 lm - 4000K/CRI 80 - 24Vdc

2700K

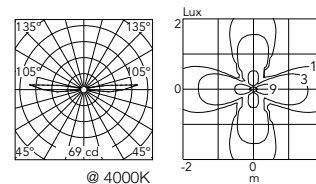
- FA51827201
- FA51827206
- FA51827212
- FA51827218
- FA51827230
- FA51827233
- FA51827256

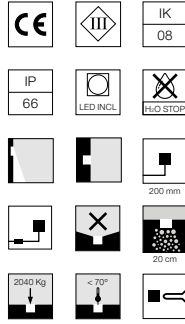
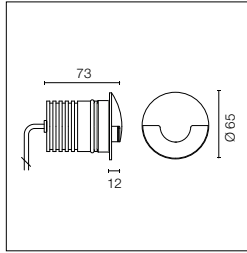
3000K

- FA51807301
- FA51807306
- FA51807312
- FA51807318
- FA51807330
- FA51807333
- FA51807356

4000K

- FA51807201
- FA51807206
- FA51807212
- FA51807218
- FA51807230
- FA51807233
- FA51807256





Sorgente a LED inclusa. Alimentazione elettrica remota 24V dc da ordinare separatamente. Necessaria cassaforma da ordinare separatamente. Dotato di spezzone di cavo uscente in neoprene 200 mm e kit con connettori crimp e guaina termorestringente adesiva per connessione a tenuta stagna. Versione dimmerabile a richiesta.

LED source included. 24V dc remote electric power supply to be ordered separately. Requires a junction box to be ordered separately. The luminaire is equipped with a protruding, 200 mm cable and a wiring kit with crimp connectors and adhesive heat-shrink tubing guaranteeing the water tightness of the connection. Adjustable light intensity version available upon request.

2200K disponibile su richiesta.

2200K available on request.

Power Led: 3,4W - 169 lm ≠ OUTPUT 47 lm - 2700K/CRI 80 - 24Vdc / 3,4W - 182 lm ≠ OUTPUT 50 lm - 3000K/CRI 80 - 24Vdc / 3,4W - 198 lm ≠ OUTPUT 54 lm - 4000K/CRI 80 - 24Vdc

2700K

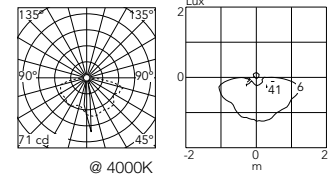
- FA51828201
- FA51828206
- FA51828212
- FA51828218
- FA51828230
- FA51828233
- FA51828256

3000K

- FA51808301
- FA51808306
- FA51808312
- FA51808318
- FA51808330
- FA51808333
- FA51808356

4000K


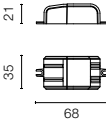

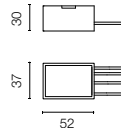

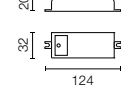
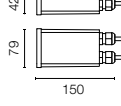
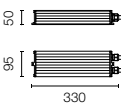
- FA51808201
- FA51808206
- FA51808212
- FA51808218
- FA51808230
- FA51808233
- FA51808256



Gobi 65: Accessori / Accessories

Scatola per incasso	Box for installation	F004Z0K0000		
Sistema di giunzione IP68 a 2 vie 2 poli. (Ø4÷6,9mm cavo).	2 way terminal block 2 poles IP68. (Ø4÷6,9mm cable).	F990C050000		
Non può essere alloggiato nella scatola per incasso.	It can't be placed in the recessed box for installation.			

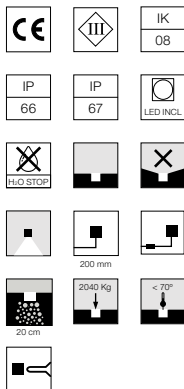
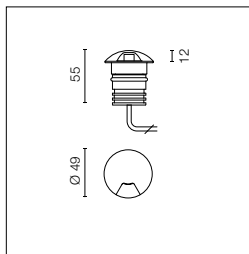
Gobi 65: Driver/ Drivers

Alimentatore doppia funzione Vout 24Vdc: 8W/100÷240V Iout 350ma: 6x1W/100÷240V IP20 Classe II Selv Eq.	Power supply dual function Vout 24Vdc: 8W/100÷240V Iout 350ma: 6x1W/100÷240V IP20 Class II Selv Eq.	*RF25754		
Alimentatore 24V 8W / 110-240V IP65 Classe II selv.	Power supply 24V 8W / 110-240V IP65 Class II selv.	*RF25748		
Alimentatore 24V 10W / 110-240V IP20 Classe II selv.	Power supply 24V 10W / 110-240V IP20 Class II selv.	*RF25747		
Alimentatore 24V 10W / 110-240V IP67 Classe II selv.	Power supply 24V 10W / 110-240V IP67 Class II selv.	*RF25757		
Alimentatore per installazione remota 24Vdc 20W / 220-240V IP67 Classe II selv.	Power supply for remote installation 24Vdc 20W / 220-240V IP67 Class II selv.	*RF25752		
Alimentatore per installazione remota 24Vdc 50W / 120-240V IP67 Classe II selv.	Power supply for remote installation 24Vdc 50W / 120-240V IP67 Class II selv.	*RF25755		
Alimentatore per installazione remota 24Vdc 70W / 220-240V IP67 Classe II selv.	Power supply for remote installation 24Vdc 70W / 220-240V IP67 Class II selv.	*RF25749		

* Numero massimo di apparecchi per alimentatore / Maximum number of luminaires per power supply.

Numero massimo di apparecchi per alimentatore (Vin220÷240). Dati indicativi da verificare con le specifiche condizioni di installazione.	Maximum number of luminaires per power supply. (220÷240 V). These data must be checked taking into account the specific installation conditions.	Acc. RF25754	1	Acc. RF25752	3
		Acc. RF25748	1	Acc. RF25755	9
		Acc. RF25747	2	Acc. RF25749	17
		Acc. RF25757	2		

Gobi 49 Mono



Sorgente a LED inclusa. Alimentazione elettrica remota 24V dc da ordinare separatamente. Necessaria cassaforma da ordinare separatamente. Dotato di spezzone di cavo uscente in neoprene 200 mm con sistema integrato di giunzione H2O STOP e kit con connettori crimp e guaina termorestringente adesiva per connessione a tenuta stagna. Versione dimmerabile a richiesta.

LED source included. 24V dc remote electric power supply to be ordered separately. Requires a junction box to be ordered separately. The luminaire is equipped with a protruding, 200 mm cable with an integrated H2O STOP connection system and a wiring kit with crimp connectors and adhesive heat-shrink tubing guaranteeing the water tightness of the connection. Adjustable light intensity version available upon request.

2200K disponibile su richiesta.

2200K available on request.

Power Led: 2,3W - 139 lm ≠ OUTPUT 10 lm - 2700K/CRI 80 -24Vdc / 2,3W - 149 lm ≠ OUTPUT 11 lm - 3000K/CRI 80 -24Vdc / 2,3W - 162 lm ≠ OUTPUT 12 lm - 4000K/CRI 80 -24Vdc

2700K

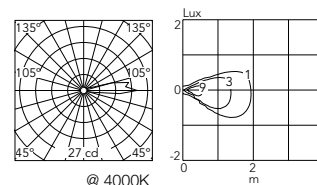
- FA51702501
- FA51702506
- FA51702512
- FA51702518
- FA51702530
- FA51702533
- FA51702556

3000K

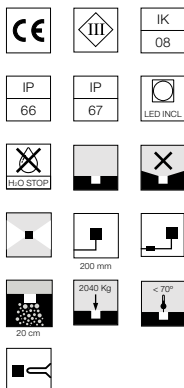
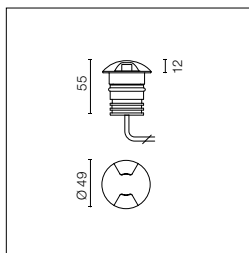
- FA51702301
- FA51702306
- FA51702312
- FA51702318
- FA51702330
- FA51702333
- FA51702356

4000K

- FA51702201
- FA51702206
- FA51702212
- FA51702218
- FA51702230
- FA51702233
- FA51702256



Gobi 49 Double



Sorgente a LED inclusa. Alimentazione elettrica remota 24V dc da ordinare separatamente. Necessaria cassaforma da ordinare separatamente. Dotato di spezzone di cavo uscente in neoprene 200 mm con sistema integrato di giunzione H2O STOP e kit con connettori crimp e guaina termorestringente adesiva per connessione a tenuta stagna. Versione dimmerabile a richiesta.

LED source included. 24V dc remote electric power supply to be ordered separately. Requires a junction box to be ordered separately. The luminaire is equipped with a protruding, 200 mm cable with an integrated H2O STOP connection system and a wiring kit with crimp connectors and adhesive heat-shrink tubing guaranteeing the water tightness of the connection. Adjustable light intensity version available upon request.

2200K disponibile su richiesta.

2200K available on request.

Power Led: 2,3W - 2x139 lm ≠ OUTPUT 2x10 lm - 2700K/CRI 80 -24Vdc / 2,3W - 2x149 lm ≠ OUTPUT 2x11 lm - 3000K/CRI 80 -24Vdc / 2,3W - 2x162 lm ≠ OUTPUT 2x12 lm - 4000K/CRI 80 -24Vdc

2700K

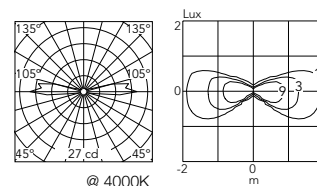
- FA51703501
- FA51703506
- FA51703512
- FA51703518
- FA51703530
- FA51703533
- FA51703556

3000K

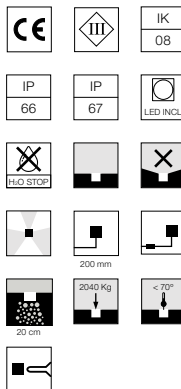
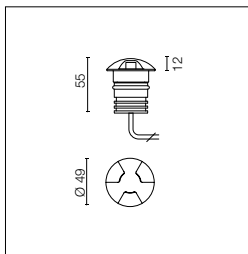
- FA51703301
- FA51703306
- FA51703312
- FA51703318
- FA51703330
- FA51703333
- FA51703356

4000K

- FA51703201
- FA51703206
- FA51703212
- FA51703218
- FA51703230
- FA51703233
- FA51703256



Gobi 49 Triple



Sorgente a LED inclusa. Alimentazione elettrica remota 24V dc da ordinare separatamente. Necessaria cassaforma da ordinare separatamente. Dotato di spezzone di cavo uscente in neoprene 200 mm con sistema integrato di giunzione H2O STOP e kit con connettori crimp e guaina termorestringente adesiva per connessione a tenuta stagna. Versione dimmerabile a richiesta.

LED source included. 24V dc remote electric power supply to be ordered separately. Requires a junction box to be ordered separately. The luminaire is equipped with a protruding, 200 mm cable with an integrated H2O STOP connection system and a wiring kit with crimp connectors and adhesive heat-shrink tubing guaranteeing the water tightness of the connection. Adjustable light intensity version available upon request.

2200K disponibile su richiesta.

2200K available on request.

Power Led: 2,3W - 3x139 lm ≠ OUTPUT 3x10 lm - 2700K/CRI 80 -24Vdc / 2,3W - 3x149 lm ≠ OUTPUT 3x11 lm - 3000K/CRI 80 -24Vdc / 2,3W - 3x162 lm ≠ OUTPUT 3x12 lm - 4000K/CRI 80 -24Vdc

2700K

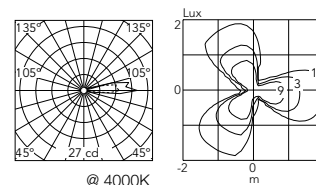
- FA51704501
- FA51704506
- FA51704512
- FA51704518
- FA51704530
- FA51704533
- FA51704556

3000K

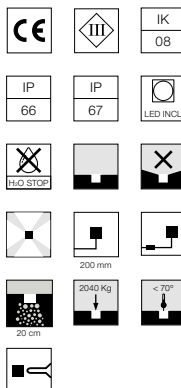
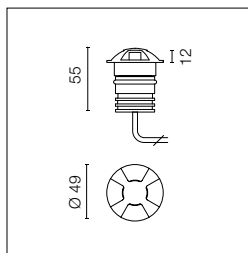
- FA51704301
- FA51704306
- FA51704312
- FA51704318
- FA51704330
- FA51704333
- FA51704356

4000K

- FA51704201
- FA51704206
- FA51704212
- FA51704218
- FA51704230
- FA51704233
- FA51704256



Gobi 49 Multi



Sorgente a LED inclusa. Alimentazione elettrica remota 24V dc da ordinare separatamente. Necessaria cassaforma da ordinare separatamente. Dotato di spezzone di cavo uscente in neoprene 200 mm con sistema integrato di giunzione H2O STOP e kit con connettori crimp e guaina termorestringente adesiva per connessione a tenuta stagna. Versione dimmerabile a richiesta.

LED source included. 24V dc remote electric power supply to be ordered separately. Requires a junction box to be ordered separately. The luminaire is equipped with a protruding, 200 mm cable with an integrated H2O STOP connection system and a wiring kit with crimp connectors and adhesive heat-shrink tubing guaranteeing the water tightness of the connection. Adjustable light intensity version available upon request.

2200K disponibile su richiesta.

2200K available on request.

Power Led: 2,3W - 4x139 lm ≠ OUTPUT 4x10 lm - 2700K/CRI 80 -24Vdc / 2,3W - 4x149 lm ≠ OUTPUT 4x11 lm - 3000K/CRI 80 -24Vdc / 2,3W - 4x162 lm ≠ OUTPUT 4x12 lm - 4000K/CRI 80 -24Vdc

2700K

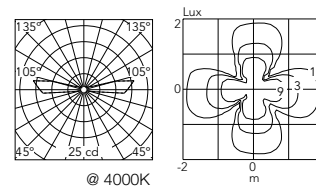
- FA51705501
- FA51705506
- FA51705512
- FA51705518
- FA51705530
- FA51705533
- FA51705556

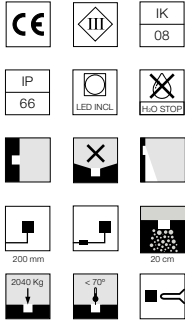
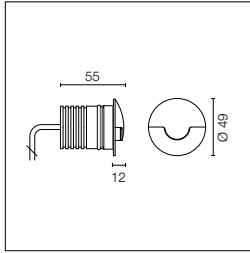
3000K

- FA51705301
- FA51705306
- FA51705312
- FA51705318
- FA51705330
- FA51705333
- FA51705356

4000K

- FA51705201
- FA51705206
- FA51705212
- FA51705218
- FA51705230
- FA51705233
- FA51705256





Sorgente a LED inclusa. Alimentazione elettrica remota 24V dc da ordinare separatamente. Necessaria cassaforma da ordinare separatamente. Dotato di spezzone di cavo uscente in neoprene 200 mm e kit con connettori crimp e guaina termorestringente adesiva per connessione a tenuta stagna. Versione dimmerabile a richiesta.

LED source included. 24V dc remote electric power supply to be ordered separately. Requires a junction box to be ordered separately. The luminaire is equipped with a protruding, 200 mm cable and a wiring kit with crimp connectors and adhesive heat-shrink tubing guaranteeing the water tightness of the connection. Adjustable light intensity version available upon request.

2200K disponibile su richiesta.

2200K available on request.

Power Led: 2,3W - 139 lm ≠ OUTPUT 36 lm - 2700K/CRI 80 -24Vdc / 2,3W - 149 lm ≠ OUTPUT 39 lm - 3000K/CRI 80 -24Vdc / 2,3W - 162 lm ≠ OUTPUT 42 lm - 4000K/CRI 80 -24Vdc

2700K

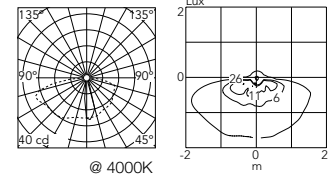
- FA51706501
- FA51706506
- FA51706512
- FA51706518
- FA51706530
- FA51706533
- FA51706556

3000K

- FA51706301
- FA51706306
- FA51706312
- FA51706318
- FA51706330
- FA51706333
- FA51706356

4000K


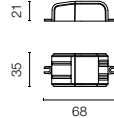

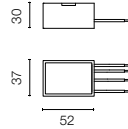

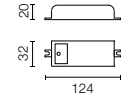

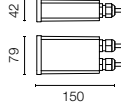

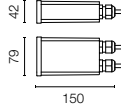

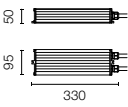

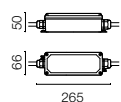
- FA51706201
- FA51706206
- FA51706212
- FA51706218
- FA51706230
- FA51706233
- FA51706256



Gobi 49: Accessori / Accessories

Scatola per incasso	Box for installation	F004Z0J0000		
Sistema di giunzione IP68 a 2 vie 2 poli. (Ø4÷6,9mm cavo).	2 way terminal block 2 poles IP68. (Ø4÷6,9mm cable).	F990C050000		
Non può essere alloggiato nella scatola per incasso.	It can't be placed in the recessed box for installation.			

Gobi 49: Driver/ Drivers

Alimentatore doppia funzione Vout 24Vdc: 8W/100÷240V Iout 350ma: 6x1W/100÷240V IP20 Classe II Selv Eq.	Power supply dual function Vout 24Vdc: 8W/100÷240V Iout 350ma: 6x1W/100÷240V IP20 Class II Selv Eq.	*RF25754		
Alimentatore 24V 8W / 110-240V IP65 Classe II selv.	Power supply 24V 8W / 110-240V IP65 Class II selv.	*RF25748		
Alimentatore 24V 10W / 110-240V IP20 Classe II selv.	Power supply 24V 10W / 110-240V IP20 Class II selv.	*RF25747		
Alimentatore 24V 10W / 110-240V IP67 Classe II selv.	Power supply 24V 10W / 110-240V IP67 Class II selv.	*RF25757		
Alimentatore per installazione remota 24Vdc 20W / 220-240V IP67 Classe II selv.	Power supply for remote installation 24Vdc 20W / 220-240V IP67 Class II selv.	*RF25752		
Alimentatore per installazione remota 24Vdc 50W / 120-240V IP67 Classe II selv.	Power supply for remote installation 24Vdc 50W / 120-240V IP67 Class II selv.	*RF25755		
Alimentatore per installazione remota 24Vdc 70W / 220-240V IP67 Classe II selv.	Power supply for remote installation 24Vdc 70W / 220-240V IP67 Class II selv.	*RF25749		

* Numero massimo di apparecchi per alimentatore / Maximum number of luminaires per power supply.

Numero massimo di apparecchi per alimentatore (Vin220÷240). Dati indicativi da verificare con le specifiche condizioni di installazione.

Maximum number of luminaires per power supply. (220÷240 V). These data must be checked taking into account the specific installation conditions.

Acc. RF25754	1
Acc. RF25748	1
Acc. RF25747	4
Acc. RF25757	4

Acc. RF25752	5
Acc. RF25755	14
Acc. RF25749	29

C-Me





C-Me



Famiglia / Family

C-Me Round 40



Power Led
 up to 2,3W
 up to 111 lm - 2700K/CRI 80
 up to 121 lm - 3000K/CRI 80
 up to 125 lm - 4000K/CRI 80
 * Net lumen output
 2200K available on request.

C-Me Round 70



Power Led
 up to 5,9W
 up to 359 lm - 2700K/CRI 80
 up to 389 lm - 3000K/CRI 80
 up to 404 lm - 4000K/CRI 80
 * Net lumen output
 2200K available on request.

RGB - Power Led
 up to 3,4W
 3CH x 350mA

C-Me Square 40



Power Led
 up to 2,3W
 up to 111 lm - 2700K/CRI 80
 up to 121 lm - 3000K/CRI 80
 up to 125 lm - 4000K/CRI 80
 * Net lumen output
 2200K available on request.

C-Me Square 70 / RGB



Power Led
 up to 5,9W
 up to 359 lm - 2700K/CRI 80
 up to 389 lm - 3000K/CRI 80
 up to 404 lm - 4000K/CRI 80
 * Net lumen output
 2200K available on request.

RGB - Power Led
 up to 3,4W
 3CH x 350mA

C-Me Opal Round 40



Mid - Power Led
 up to 0,3W
 up to 22 lm - 2700K/CRI 80
 up to 23 lm - 3000K/CRI 80
 up to 23 lm - 4000K/CRI 80
 * Net lumen output

C-Me Opal Round 70 / RGB



Mid - Power Led
 up to 0,8W
 up to 80 lm - 2700K/CRI 80
 up to 82 lm - 3000K/CRI 80
 up to 83 lm - 4000K/CRI 80
 * Net lumen output


RGB - Power Led
 up to 3,4W
 3CH x 350mA

C-Me Opal Square 40



Mid - Power Led
 up to 0,3W
 up to 22 lm - 2700K/CRI 80
 up to 23 lm - 3000K/CRI 80
 up to 23 lm - 4000K/CRI 80
 * Net lumen output

C-Me Opal Square 70 / RGB



Mid - Power Led
 up to 0,8W
 up to 80 lm - 2700K/CRI 80
 up to 82 lm - 3000K/CRI 80
 up to 83 lm - 4000K/CRI 80
 * Net lumen output

RGB - Power Led
 up to 3,4W
 3CH x 350mA

C-Me Square 100



Power Led
 up to 7,5W
 up to 575 lm - 2700K/CRI 80
 up to 616 lm - 3000K/CRI 80
 up to 636 lm - 4000K/CRI 80
 * Net lumen output
 2200K available on request.

C-Me Rectangle



Power Led
 up to 15W
 up to 1150 lm - 2700K/CRI 80
 up to 1232 lm - 3000K/CRI 80
 up to 1711 lm - 4000K/CRI 80
 * Net lumen output
 2200K available on request.

C-Me Line



Power Led
 up to 11,8W
 up to 862 lm - 2700K/CRI 80
 up to 924 lm - 3000K/CRI 80
 up to 955 lm - 4000K/CRI 80
 * Net lumen output
 2200K available on request.

C-Me Opal Square 100 / RGB



Mid - Power Led
 up to 6,8W
 up to 396 lm - 2700K/CRI 80
 up to 426 lm - 3000K/CRI 80
 up to 447 lm - 4000K/CRI 80
 * Net lumen output

RGB Low - Power Led
 up to 6W
 3CH x 24Vdc

C-Me Opal Rectangle / RGB



Mid - Power Led
 up to 15,8W
 up to 939 lm - 2700K/CRI 80
 up to 426 lm - 3000K/CRI 80
 up to 1010 lm - 4000K/CRI 80
 * Net lumen output

RGB Low - Power Led
 up to 10,5W
 3CH x 24Vdc

C-Me Opal Line / RGB



Mid - Power Led
 up to 10,5W
 up to 538 lm - 2700K/CRI 80
 up to 578 lm - 3000K/CRI 80
 up to 607 lm - 4000K/CRI 80
 * Net lumen output

RGB Low - Power Led
 up to 8W
 3CH x 24Vdc

Famiglia di apparecchi di illuminazione ad incasso a terra calpestabili o a parete con sorgente luminosa a LED, caratterizzati dall'installazione a filo pavimento senza bordo di battuta ed assenza di viti a vista. Disponibili in versione quadrata e rotonda, in differenti tagli dimensionali e molteplici fasci di apertura. Disponibili versioni RGB per creazione di scenografie luminose colorate. L'installazione richiede una cassaforma da incasso da ordinare separatamente. È necessario garantire un livello adeguato di materiale drenante sotto la cassaforma o fornire un sistema di scarico per evitare il ristagno di acqua. Per garantire la tenuta del pressacavo è necessario utilizzare cavi elettrici flessibili idonei all'impiego in ambienti esterni.

C-Me

Apparecchi ad incasso a terra calpestabili o a parete, disponibili in due forme, tondo e quadrato, e due dimensioni per forma. Due fasci di apertura, spot e medium. Corpo dell'apparecchio in alluminio pressofuso lega EN AB 47100 (a basso contenuto di rame). Diffusore in vetro trasparente con bordo serigrafato nero, fissato attraverso un sistema di incollaggio robotizzato. Apparecchio in 24V dc, necessita di alimentatore remoto da ordinare separatamente.

C-Me Opal

Apparecchi ad incasso a terra calpestabili o a parete, disponibili in due forme, tondo e quadrato, e due dimensioni per forma. Fascio di apertura diffuso. Corpo dell'apparecchio in alluminio pressofuso lega EN AB 47100 (a basso contenuto di rame). Diffusore in vetro trasparente con bordo serigrafato bianco ed inserimento di inserto di materiale diffusivo al di sotto del vetro, fissato attraverso un sistema di incollaggio robotizzato. Apparecchio in 24V dc, necessita di alimentatore remoto da ordinare separatamente.

Family of ground recessed and walk-over, or wall recessed, luminaires with LED light source. The luminaires are characterized by an installation flush with the floor, with no visible screws. Available in square and round versions, of different dimensions and with different beam angles. Available in RGB version to create set designs using colored lights. The installation requires a recessed box to be ordered separately. To avoid water stagnation, it is necessary to insulate the lower part of the box with a layer of drainage material or other drainage system. In order to guarantee the preservation of the cable guide, it is recommended to use flexible electric cables specifically designed for outdoor use.

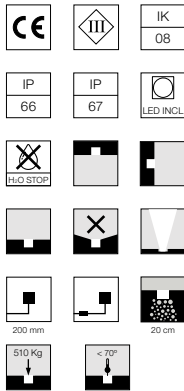
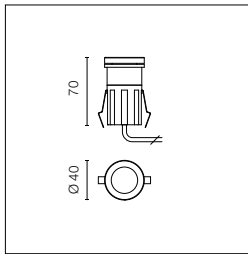
C-Me

Ground recessed and walk-over or wall recessed luminaire. Available in two formats (square and round) and two different dimensions for each format. Two beam angles: spot and medium. The structure and sink of the luminaire are made of EN AB-47100 die-cast aluminum (with low copper content). Transparent glass diffuser with black silkscreen border, fixed through a robotic gluing system.

C-Me Opal

Ground recessed and walk-over or wall recessed luminaire. Available in two versions (square and round) and two different dimensions for each version. Beam angle for a diffused light. The structure and sink of the luminaire are made of EN AB-47100 die-cast aluminum (with low copper content). Transparent glass diffuser with white silkscreen border. Material inserts for diffusion under the glass. The glass is fixed through a robotic gluing system. The 24V dc luminaire is powered by a remote power supply to be ordered separately.

C-Me Round 40



Sorgente a LED inclusa. Alimentazione elettrica remota 24V dc da ordinare separatamente. Necessaria cassaforma da ordinare separatamente. Dotato di spezzone di cavo uscente in neoprene 200 mm e kit con connettori crimp e guaina termorestringente adesiva per connessione a tenuta stagna. Vetro trasparente extrachiaro. Versione dimmerabile a richiesta.

LED source included. 24V dc remote electric power supply to be ordered separately. Requires a junction box to be ordered separately. The luminaire is equipped with a protruding, neoprene, 200 mm cable and a wiring kit with crimp connectors and adhesive heat-shrink tubing guaranteeing the water tightness of the connection. Extra clear transparent glass. Adjustable light intensity version available upon request.

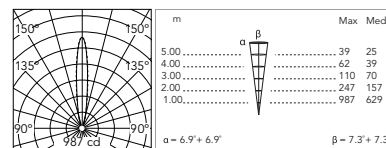
2200K disponibile su richiesta.

2200K available on request.

Optic Spot 10°

Power Led: 2,3W - 144 lm ≠ OUTPUT 111 lm - 2700K/CRI 80 -24Vdc / 2,3W - 155 lm ≠ OUTPUT 121 lm - 3000K/CRI 80 -24Vdc / 2,3W - 161 lm ≠ OUTPUT 125 lm - 4000K/CRI 80 -24Vdc

2700K FA10018112 **3000K** FA10017612 **4000K** FA10017712

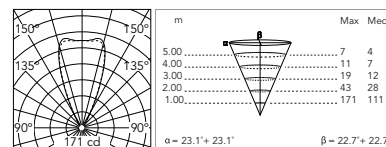


@ 3000K

Optic Medium 45°

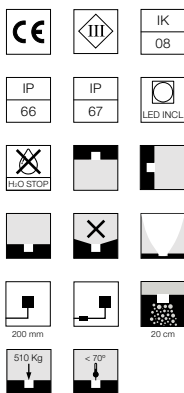
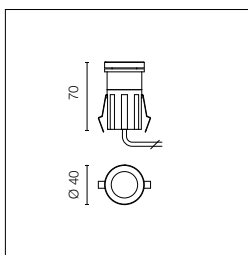
Power Led: 2,3W - 144 lm ≠ OUTPUT 102 lm - 2700K/CRI 80 -24Vdc / 2,3W - 155 lm ≠ OUTPUT 110 lm - 3000K/CRI 80 -24Vdc / 2,3W - 161 lm ≠ OUTPUT 114 lm - 4000K/CRI 80 -24Vdc

2700K FA10018140 **3000K** FA10017640 **4000K** FA10017740



@ 3000K

C-Me Opal Round 40



Sorgente a LED inclusa. Alimentazione elettrica remota 24V dc da ordinare separatamente. Necessaria cassaforma da ordinare separatamente. Dotato di spezzone di cavo uscente in neoprene 200 mm e kit con connettori crimp e guaina termorestringente adesiva per connessione a tenuta stagna. Vetro con diffusore opale. Dimmerabile.

LED source included. 24V dc remote electric power supply to be ordered separately. Requires a junction box to be ordered separately. The luminaire is equipped with a protruding, neoprene, 200 mm cable and a wiring kit with crimp connectors and adhesive heat-shrink tubing guaranteeing the water tightness of the connection. Glass with opal diffuser. Adjustable light intensity.

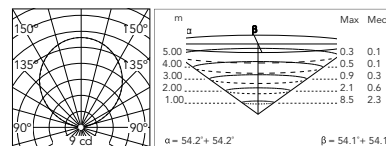
2200K disponibile su richiesta.

2200K available on request.

Diffused Light

Mid-Power Led: 0,3W - 42 lm ≠ OUTPUT 22 lm - 2700K/CRI 80 -24Vdc / 0,3W - 44 lm ≠ OUTPUT 23 lm - 3000K/CRI 80 -24Vdc / 0,3W - 45 lm ≠ OUTPUT 23 lm - 4000K/CRI 80 -24Vdc

2700K FA100181118 **3000K** FA100176118 **4000K** FA100177118



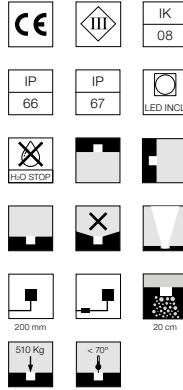
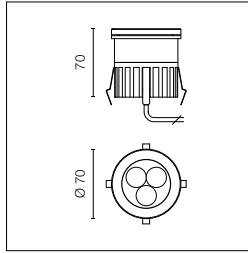
@ 3000K

* Numero massimo di apparecchi per alimentatore / Maximum number of luminaires per power supply.

Numero massimo di apparecchi per alimentatore (Vin220÷240). Dati indicativi da verificare con le specifiche condizioni di installazione.

Maximum number of luminaires per power supply. (220÷240 V). These data must be checked taking into account the specific installation conditions.

Acc. RF25754	1	Acc. RF25752	5	Acc. F990B21A000	30
Acc. RF25748	1	Acc. RF25755	14	Acc. RF26387.A	30
Acc. RF25747	4	Acc. RF25749	29		
Acc. RF25757	4	Acc. RF25750	30		



Sorgente a LED inclusa.
Alimentazione elettrica remota 24V dc da ordinare separatamente. Necessaria cassaforma da ordinare separatamente. Dotato di spezzone di cavo uscente in neoprene 200 mm con sistema integrato di giunzione H2O STOP e kit con connettori crimp e guaina termorestringente adesiva per connessione a tenuta stagna. Vetro trasparente extrachiaro.
Versione dimmerabile a richiesta.

LED source included. 24V dc remote electric power supply to be ordered separately. Requires a junction box to be ordered separately. The luminaire is equipped with a protruding, neoprene, 200 mm cable with an integrated H2O STOP connection system and a wiring kit with crimp connectors and adhesive heat-shrink tubing guaranteeing the water tightness of the connection. Extra clear transparent glass. Adjustable light intensity version available upon request.

2200K disponibile su richiesta.

2200K available on request.

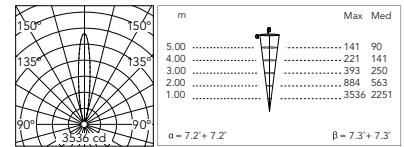
Optic Spot 10°

Power Led: 5,9W - 431 lm ≠ OUTPUT 359 lm - 2700K/CRI 80 - 24Vdc / 5,9W - 466 lm ≠ OUTPUT 389 lm - 3000K/CRI 80 - 24Vdc / 5,9W - 484 lm ≠ OUTPUT 404 lm - 4000K/CRI 80 - 24Vdc

2700K
FA10018212

3000K
FA10017912

4000K
FA10018012



@ 3000K

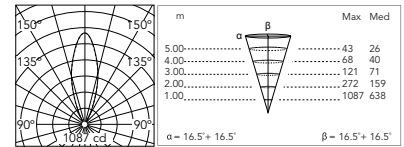
Optic Medium 30°

Power Led: 5,9W - 431 lm ≠ OUTPUT 364 lm - 2700K/CRI 80 - 24Vdc / 5,9W - 466 lm ≠ OUTPUT 395 lm - 3000K/CRI 80 - 24Vdc / 5,9W - 484 lm ≠ OUTPUT 410 lm - 4000K/CRI 80 - 24Vdc

2700K
FA10018230

3000K
FA10017930

4000K
FA10018030



@ 3000K

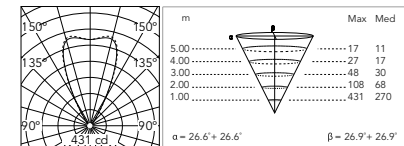
Optic Flood 50°

Power Led: 5,9W - 431 lm ≠ OUTPUT 329 lm - 2700K/CRI 80 - 24Vdc / 5,9W - 466 lm ≠ OUTPUT 357 lm - 3000K/CRI 80 - 24Vdc / 5,9W - 484 lm ≠ OUTPUT 371 lm - 4000K/CRI 80 - 24Vdc

2700K
FA10018240

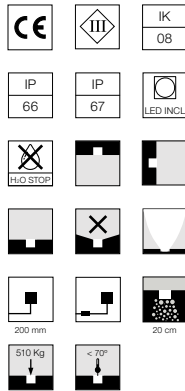
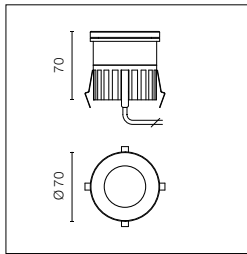
3000K
FA10017940

4000K
FA10018040



@ 3000K

C-Me Opal Round 70



Sorgente a LED inclusa. Alimentazione elettrica remota 24V dc da ordinare separatamente. Necessaria cassaforma da ordinare separatamente. Dotato di spezzone di cavo uscente in neoprene 200 mm con sistema integrato di giunzione H2O STOP e kit con connettori crimp e guaina termorestringente adesiva per connessione a tenuta stagna. Vetro con diffusore opale. Dimmerabile.

LED source included. 24V dc remote electric power supply to be ordered separately. Requires a junction box to be ordered separately. The luminaire is equipped with a protruding, neoprene, 200 mm cable with an integrated H2O STOP connection system and a wiring kit with crimp connectors and adhesive heat-shrink tubing guaranteeing the water tightness of the connection. Glass with opal diffuser. Adjustable light intensity.

2200K disponibile su richiesta.

2200K available on request.

Diffused Light

Mid-Power Led: 0,8W - 127 lm ≠ OUTPUT 80 lm - 2700K/CRI 80 - 24Vdc / 0,8W - 131 lm ≠ OUTPUT 82 lm - 3000K/CRI 80 - 24Vdc / 0,8W - 136 lm ≠ OUTPUT 83 lm - 4000K/CRI 80 - 24Vdc

2700K

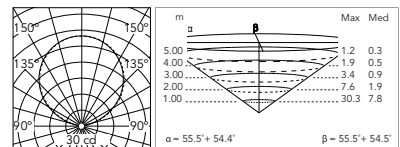
FA100182122

3000K

FA100179122

4000K

FA100180122



@ 3000K

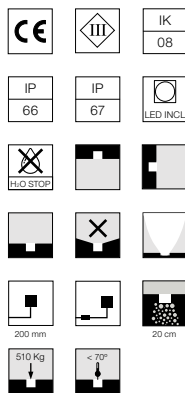
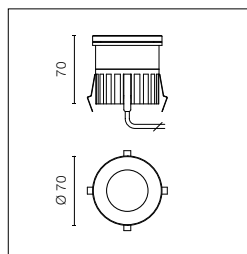
* Numero massimo di apparecchi per alimentatore / Maximum number of luminaires per power supply.

Numero massimo di apparecchi per alimentatore (Vin220÷240). Dati indicativi da verificare con le specifiche condizioni di installazione.

Maximum number of luminaires per power supply. (220÷240 V). These data must be checked taking into account the specific installation conditions.

Acc. RF25747	1	Acc. RF25750	10
Acc. RF25757	1	Acc. F990B21A000	10
Acc. RF25752	2	Acc. RF26387.A	10
Acc. RF25755	6		
Acc. RF25749	12		

C-Me Round 70 RGB



Sorgente a LED inclusa. Alimentazione elettrica remota con interfaccia DMX 3chx350mA da ordinare separatamente. Necessaria cassaforma da ordinare separatamente. Dotato di spezzone di cavo uscente in neoprene 200 mm e kit con connettori crimp e guaina termorestringente adesiva per connessione a tenuta stagna. Vetro trasparente extrachiario.

LED source included. Remote electric power supply with DMX 3chx350mA interface, to be ordered separately. Requires a junction box to be ordered separately. The luminaire is equipped with a protruding, neoprene, 200 mm cable and a wiring kit with crimp connectors and adhesive heat-shrink tubing guaranteeing the water tightness of the connection. Extra clear transparent glass.

Schema elettrico e installazione sistema RGB.

Massimo 10 apparecchi C-Me Round 70 LED RGB per ogni codice F990B22A000

Vedere Schema Elettrico n.5 Page 794.

Wiring diagram and installation scheme RGB.

Max 10 luminaires C-Me Round 70 LED RGB for each code F990B22A000.

See Wiring Diagram n.5 Page 794.

RGB Power Led: 3,4W - 3CH x 350mA

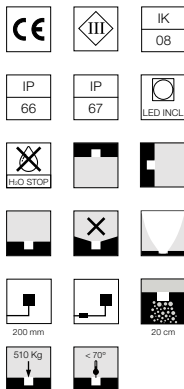
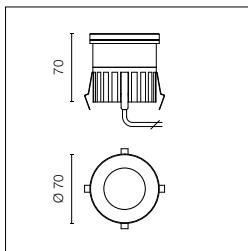
Optic Spot 10°

FA10017412

Optic Medium 35°

FA10017440

Photometric data on request.



Sorgente a LED inclusa.
Alimentazione elettrica remota con interfaccia DMX 3chx350mA da ordinare separatamente. Necessaria cassaforma da ordinare separatamente. Dotato di spezzone di cavo uscente in neoprene 200 mm e kit con connettori crimp e guaina termorestringente adesiva per connessione a tenuta stagna. Vetro con diffusore opale.

LED source included. Remote electric power supply with DMX 3chx350mA interface, to be ordered separately. Requires a junction box to be ordered separately. The luminaire is equipped with a protruding, neoprene, 200 mm cable and a wiring kit with crimp connectors and adhesive heat-shrink tubing guaranteeing the water tightness of the connection. Glass with opal diffuser.

Schema elettrico e installazione sistema RGB.

Massimo 10 apparecchi C-Me Opal Round 70 LED RGB per ogni codice F990B22A000.

Vedere Schema Elettrico n.5 Page 794.

Wiring diagram and installation scheme RGB.

Max 10 luminaires C-Me Opal Round 70 LED RGB for each code F990B22A000.

See Wiring Diagram n.5 Page 794.

Diffused Light

RGB Power Led: 3,4W - 3CH x 350mA

RGB

FA100174122

Photometric data on request.

* Numero massimo di apparecchi per alimentatore / Maximum number of luminaires per power supply.

Numero massimo di apparecchi per alimentatore (Vin220÷240). Dati indicativi da verificare con le specifiche condizioni di installazione.

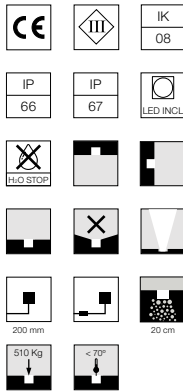
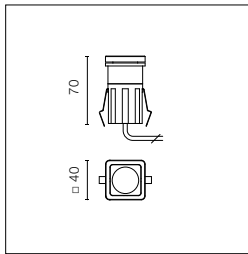
Maximum number of luminaires per power supply. (220÷240 V). These data must be checked taking into account the specific installation conditions.

Acc. F990B22A000 **10

**La tensione ai capi del sistema è in funzione del numero di apparecchi collegati in serie, attenersi alle norme CEI 64-8.

**The voltage at the end of the system depends on the number of fixtures connected in series, please comply with CEI 64-8 standards.

C-Me Square 40



Sorgente a LED inclusa. Alimentazione elettrica remota 24V dc da ordinare separatamente. Necessaria cassaforma da ordinare separatamente. Dotato di spezzone di cavo uscente in neoprene 200 mm e kit con connettori crimp e guaina termorestringente adesiva per connessione a tenuta stagna. Vetro trasparente extrachiaro. Versione dimmerabile a richiesta.

LED source included. 24V dc remote electric power supply to be ordered separately. Requires a junction box to be ordered separately. The luminaire is equipped with a protruding, neoprene, 200 mm cable and a wiring kit with crimp connectors and adhesive heat-shrink tubing guaranteeing the water tightness of the connection. Extra clear transparent glass. Adjustable light intensity version available upon request.

2200K disponibile su richiesta.

2200K available on request.

Optic Spot 10°

Power Led: 2,3W - 144 lm = OUTPUT 111 lm - 2700K/CRI 80 -24Vdc / 2,3W - 155 lm = OUTPUT 121 lm - 3000K/CRI 80 -24Vdc / 2,3W - 161 lm = OUTPUT 125 lm - 4000K/CRI 80 -24Vdc

2700K

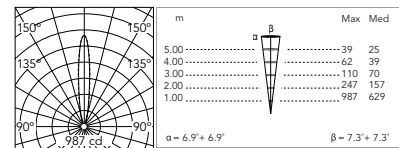
FA100181133

3000K

FA100176133

4000K

FA100177133



@ 3000K

Optic Medium 45°

Power Led: 2,3W - 144 lm = OUTPUT 102 lm - 2700K/CRI 80 -24Vdc / 2,3W - 155 lm = OUTPUT 110 lm - 3000K/CRI 80 -24Vdc / 2,3W - 161 lm = OUTPUT 114 lm - 4000K/CRI 80 -24Vdc

2700K

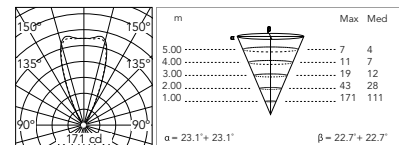
FA10018141

3000K

FA10017641

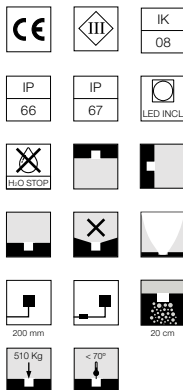
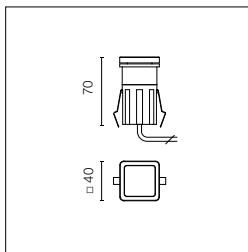
4000K

FA10017741



@ 3000K

C-Me Opal Square 40



Sorgente a LED inclusa. Alimentazione elettrica remota 24V dc da ordinare separatamente. Necessaria cassaforma da ordinare separatamente. Dotato di spezzone di cavo uscente in neoprene 200 mm e kit con connettori crimp e guaina termorestringente adesiva per connessione a tenuta stagna. Vetro con diffusore opale. Dimmerabile.

LED source included. 24V dc remote electric power supply to be ordered separately. Requires a junction box to be ordered separately. The luminaire is equipped with a protruding, neoprene, 200 mm cable and a wiring kit with crimp connectors and adhesive heat-shrink tubing guaranteeing the water tightness of the connection. Glass with opal diffuser. Adjustable light intensity.

2200K disponibile su richiesta.

2200K available on request.

Diffused Light

Mid-Power Led: 0,3W - 42 lm = OUTPUT 22 lm - 2700K/CRI 80 -24Vdc / 0,3W - 44 lm = OUTPUT 23 lm - 3000K/CRI 80 -24Vdc / 0,3W - 45 lm = OUTPUT 23 lm - 4000K/CRI 80 -24Vdc

2700K

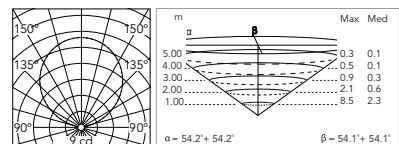
FA100181124

3000K

FA100176124

4000K

FA100177124



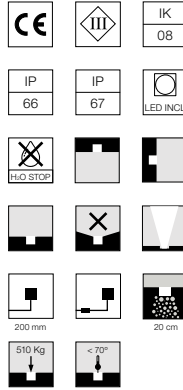
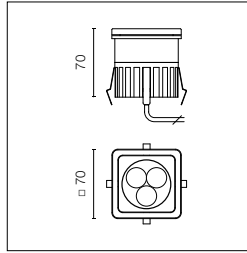
@ 3000K

* Numero massimo di apparecchi per alimentatore / Maximum number of luminaires per power supply.

Numero massimo di apparecchi per alimentatore (Vin220÷240). Dati indicativi da verificare con le specifiche condizioni di installazione.

Maximum number of luminaires per power supply. (220÷240 V). These data must be checked taking into account the specific installation conditions.

Acc. RF25754	1	Acc. RF25752	5	Acc. F990B21A000	30
Acc. RF25748	1	Acc. RF25755	14	Acc. RF26387.A	30
Acc. RF25747	4	Acc. RF25749	29		
Acc. RF25757	4	Acc. RF25750	30		



Sorgente a LED inclusa. Alimentazione elettrica remota 24V dc da ordinare separatamente. Necessaria cassaforma da ordinare separatamente. Dotato di spezzone di cavo uscente in neoprene 200 mm con sistema integrato di giunzione H2O STOP e kit con connettori crimp e guaina termorestringente adesiva per connessione a tenuta stagna. Vetro trasparente extrachiaro. Versione dimmerabile a richiesta.

LED source included. 24V dc remote electric power supply to be ordered separately. Requires a junction box to be ordered separately. The luminaire is equipped with a protruding, neoprene, 200 mm cable with an integrated H2O STOP connection system and a wiring kit with crimp connectors and adhesive heat-shrink tubing guaranteeing the water tightness of the connection. Extra clear transparent glass. Adjustable light intensity version available upon request.

2200K disponibile su richiesta.

2200K available on request.

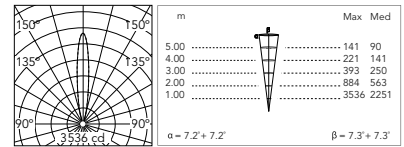
Optic Spot 10°

Power Led: 5,9W - 431 lm ≠ OUTPUT 359 lm - 2700K/CRI 80 - 24Vdc / 5,9W - 466 lm ≠ OUTPUT 389 lm - 3000K/CRI 80 - 24Vdc / 5,9W - 484 lm ≠ OUTPUT 404 lm - 4000K/CRI 80 - 24Vdc

2700K
FA100182132

3000K
FA100179132

4000K
FA100180132



@ 3000K

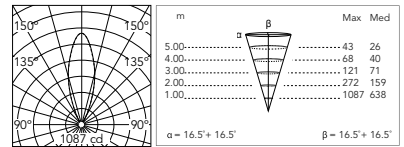
Optic Medium 30°

Power Led: 5,9W - 431 lm ≠ OUTPUT 364 lm - 2700K/CRI 80 - 24Vdc / 5,9W - 466 lm ≠ OUTPUT 395 lm - 3000K/CRI 80 - 24Vdc / 5,9W - 484 lm ≠ OUTPUT 410 lm - 4000K/CRI 80 - 24Vdc

2700K
FA100182130

3000K
FA100179130

4000K
FA100180130



@ 3000K

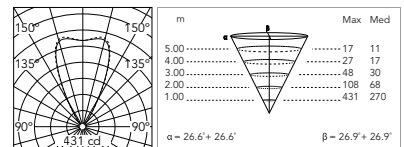
Optic Flood 50°

Power Led: 5,9W - 431 lm ≠ OUTPUT 329 lm - 2700K/CRI 80 - 24Vdc / 5,9W - 466 lm ≠ OUTPUT 357 lm - 3000K/CRI 80 - 24Vdc / 5,9W - 484 lm ≠ OUTPUT 371 lm - 4000K/CRI 80 - 24Vdc

2700K
FA10018241

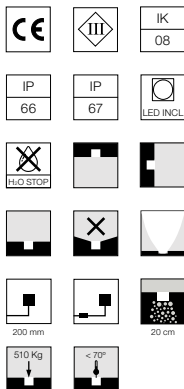
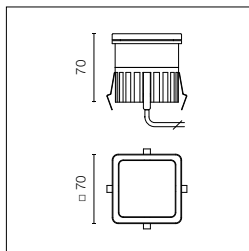
3000K
FA10017941

4000K
FA10018041



@ 3000K

C-Me Opal Square 70



Sorgente a LED inclusa. Alimentazione elettrica remota 24V dc da ordinare separatamente. Necessaria cassaforma da ordinare separatamente. Dotato di spezzone di cavo uscente in neoprene 200 mm con sistema integrato di giunzione H2O STOP e kit con connettori crimp e guaina termorestringente adesiva per connessione a tenuta stagna. Vetro con diffusore opale. Dimmerabile.

LED source included. 24V dc remote electric power supply to be ordered separately. Requires a junction box to be ordered separately. The luminaire is equipped with a protruding, neoprene, 200 mm cable with an integrated H2O STOP connection system and a wiring kit with crimp connectors and adhesive heat-shrink tubing guaranteeing the water tightness of the connection. Glass with opal diffuser. Adjustable light intensity.

2200K disponibile su richiesta.

2200K available on request.

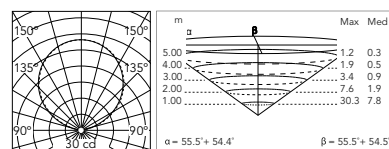
Diffused Light

Mid-Power Led: 0,8W - 127 lm ≠ OUTPUT 80 lm - 2700K/CRI 80 - 24Vdc / 0,8W - 131 lm ≠ OUTPUT 82 lm - 3000K/CRI 80 - 24Vdc / 0,8W - 136 lm ≠ OUTPUT 83 lm - 4000K/CRI 80 - 24Vdc

2700K
FA100182125

3000K
FA100179125

4000K
FA100180125



@ 3000K

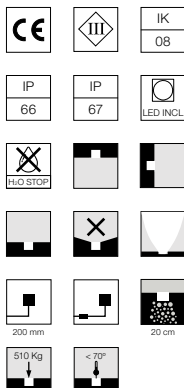
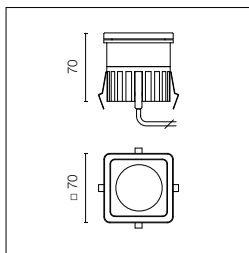
* Numero massimo di apparecchi per alimentatore / Maximum number of luminaires per power supply.

Numero massimo di apparecchi per alimentatore (Vin220÷240). Dati indicativi da verificare con le specifiche condizioni di installazione.

Maximum number of luminaires per power supply. (220÷240 V). These data must be checked taking into account the specific installation conditions.

Acc. RF25747	1	Acc. RF25755	6	Acc. F990B21A000	10
Acc. RF25757	1	Acc. RF25749	12	Acc. RF26387.A	10
Acc. RF25752	2	Acc. RF25750	10		

C-Me Square 70 RGB



Sorgente a LED inclusa. Alimentazione elettrica remota con interfaccia DMX 3chx350mA da ordinare separatamente. Necessaria cassaforma da ordinare separatamente. Dotato di spezzone di cavo uscente in neoprene 200 mm e kit con connettori crimp e guaina termorestringente adesiva per connessione a tenuta stagna. Vetro trasparente extrachiario.

LED source included. Remote electric power supply with DMX 3chx350mA interface, to be ordered separately. Requires a junction box to be ordered separately. The luminaire is equipped with a protruding, neoprene, 200 mm cable and a wiring kit with crimp connectors and adhesive heat-shrink tubing guaranteeing the water tightness of the connection. Extra clear transparent glass.

Schema elettrico e installazione sistema RGB.

Massimo 10 apparecchi C-Me Square 70 LED RGB per ogni codice F990B22A000

Vedere Schema Elettrico n.5 Page 794.

Wiring diagram and installation scheme RGB.

Max 10 luminaires C-Me Square 70 LED RGB for each code F990B22A000.

See Wiring Diagram n.5 Page 794.

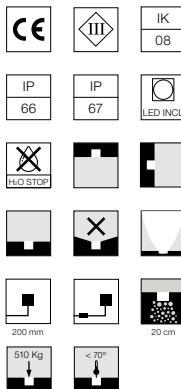
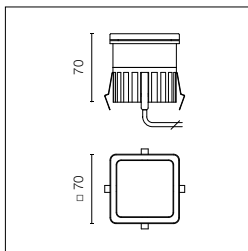
RGB Power Led: 3,4W - 3CH x 350mA

Optic Spot 10°
FA100174132

Optic Medium 35°
FA10017441

Photometric data on request.

C-Me Opal Square 70 RGB



Sorgente RGB a LED inclusa. Alimentazione elettrica remota con interfaccia DMX 3chx350mA da ordinare separatamente. Necessaria cassaforma da ordinare separatamente. Dotato di spezzone di cavo uscente in neoprene 200 mm e kit con connettori crimp e guaina termorestringente adesiva per connessione a tenuta stagna. Vetro con diffusore opale.

LED source included. Remote electric power supply with DMX 3chx350mA interface, to be ordered separately. Requires a junction box to be ordered separately. The luminaire is equipped with a protruding, neoprene, 200 mm cable and a wiring kit with crimp connectors and adhesive heat-shrink tubing guaranteeing the water tightness of the connection. Glass with opal diffuser.

Diffused Light

RGB Power Led: 3,4W - 3CH x 350mA

RGB

FA100174125

Photometric data on request.

Schema elettrico e installazione sistema RGB.

Massimo 10 apparecchi C-Me Opal Square 70 LED RGB per ogni codice F990B22A000.

Vedere Schema Elettrico n.5 Page 794.

Wiring diagram and installation scheme RGB.

Max 10 luminaires C-Me Opal Square 70 LED RGB for each code F990B22A000.

See Wiring Diagram n.5 Page 794.

* Numero massimo di apparecchi per alimentatore / Maximum number of luminaires per power supply.

Numero massimo di apparecchi per alimentatore (Vin220÷240). Dati indicativi da verificare con le specifiche condizioni di installazione.

Maximum number of luminaires per power supply, (220÷240 V). These data must be checked taking into account the specific installation conditions.

Acc. F990B22A000 **10


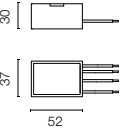
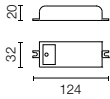

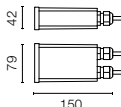

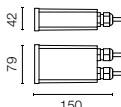
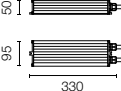



**La tensione ai capi del sistema è in funzione del numero di apparecchi collegati in serie, attenersi alle norme CEI 64-8.

**The voltage at the end of the system depends on the number of fixtures connected in series, please comply with CEI 64-8 standards.


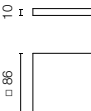

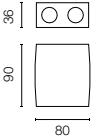

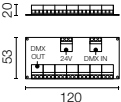

C-Me: Accessori / Accessories

Scatola per incasso.	Box for installation.	C-Me Ø40 FA98		
Scatola per incasso.	Box for installation.	C-Me 40x40 FA99		
Scatola per incasso.	Box for installation.	C-Me Ø70 FA101		
Scatola per incasso.	Box for installation.	C-Me 70x70 FA102		
Sistema di giunzione IP68 a 2 vie 2 poli. (Ø4÷6,9mm cavo).	2 way terminal block 2 poles IP68. (Ø4÷6,9mm cable).	F990C050000		
Non può essere alloggiato nella scatola per incasso.	It can't be placed in the recessed box for installation.			


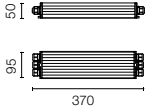
C-Me: Driver / Drivers

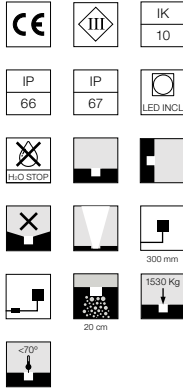
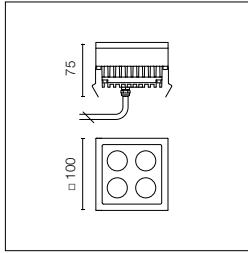
Alimentatore doppia funzione Vout 24Vdc: 8W/100÷240V Iout 350ma: 6x1W/100÷240V IP20 Classe II Selv Eq.	Power supply dual function Vout 24Vdc: 8W/100÷240V Iout 350ma: 6x1W/100÷240V IP20 Class II Selv Eq.	C-Me 40mm *RF25754		
Alimentatore 24V 8W / 110-240V IP65 Classe II selv.	Power supply 24V 8W / 110-240V IP65 Class II selv.	C-Me 40mm *RF25748		
Alimentatore 24V 10W / 110-240V IP20 Classe II selv.	Power supply 24V 10W /110-240V IP20 Class II selv.	*RF25747		
Alimentatore 24V 10W / 110-240V IP67 Classe II selv.	Power supply 24V 10W / 110-240V IP67 Class II selv.	*RF25757		
Alimentatore per installazione remota 24Vdc 20W / 220-240V IP67 Classe II selv.	Power supply for remote installation 24Vdc 20W / 220-240V IP67 Class II selv.	*RF25752		
Alimentatore 24Vdc 35W / 120-270V IP67 Classe II selv.	Power supply 24Vdc 35W / 120-270V IP67 Class II selv.	F990B23AZ00		
Alimentatore 24Vdc 50W / 120-240V IP67 Classe II selv.	Power supply 24Vdc 50W / 120-240V IP67 Class II selv.	*RF25755		
Alimentatore 24Vdc 70W / 220-240V IP67 Classe II selv.	Power supply 24Vdc 70W / 220-240V IP67 Class II selv.	*RF25749		
Alimentatore per installazione remota 24Vdc 17W / 110-240V (15W@110V) IP20 Classe II selv.	Power supply for remote installation 24Vdc 17W / 110-240V (15W@110V) IP20 Class II selv.	Diffused Light *RF25750  Dimmable Push-Dim Or 1-10V See Wiring Diagram n.4, Page 792		
Alimentatore 17W/110÷240V - 24Vdc (15W@110V) IP67 Classe II Selv.	Power supply 17W/110÷240V - 24Vdc (15W@110V) IP67 Class II Selv.	Diffused Light *F990B21A000  Dimmable Push-Dim Or 1-10V See Wiring Diagram n.4, Page 792		
Alimentatore per installazione remota 24Vdc 20W / 110-240Vdc (15W@110V) IP67 Classe II selv.	Power supply for remote installation 24Vdc 20W / 110-240Vdc (15W@110V) IP67 Class II selv.	Diffused Light *RF26387.A  Dimmable DALI See Wiring Diagram n.4, Page 792		

C-Me RGB: Accessori / Accessories

Controller DMX a parete per scatole ad incasso (60mm interasse fori).	DMX controller; dimmer switch for recessed box (60mm hole centres).	F990B10A000		
Controller DMX stand-alone/interfaccia pc.	DMX controller; stand-alone/pc interface.	F990B11A000		
DMX splitter 512 - dispositivo elettronico per rigenerare segnale dmx monodirezionale 1 Input e 7 output, 12-24Vdc. Alimentatore non incluso.	DMX splitter 512 - electronic device to regenerate the monodirectional DMX signal 1 Input and 7 output, 12-24Vdc. Power supply not included.	F990B13A000		
Cavo DMX schermato con impedenza costante 110 Ohm.	DMX cable - shielded twisted pair with 110 Ohm constant impedance.	F990B12A000		

C-Me RGB: Driver / Drivers

Alimentatore con interfaccia DMX per apparecchi RGB 36W/220÷240V-3CH x 350mA (3CH x 10 x 1W) predisposizione DMX IP67 Classe I Selv Eq.	Power supply with DMX interface for RGB fixtures 36W/220÷240v-3CH x 350mA (3CH x 10 x 1W) DMX control allowed IP67 Class I Selv Eq.	*F990B22A000		
---	---	--------------	--	--



Sorgente a LED inclusa. Alimentazione elettrica remota 24V dc da ordinare separatamente. Necessaria cassaforma da ordinare separatamente. Dotato di spezzone di cavo uscente in neoprene 300 mm e kit con connettori crimp e guaina termorestringente adesiva per connessione a tenuta stagna. Vetro trasparente extrachiaro.

LED source included. 24V dc remote electric power supply to be ordered separately. Requires a junction box to be ordered separately. The luminaire is equipped with a protruding, neoprene, 300 mm cable and a wiring kit with crimp connectors and adhesive heat-shrink tubing guaranteeing the water tightness of the connection. Extra clear transparent glass.

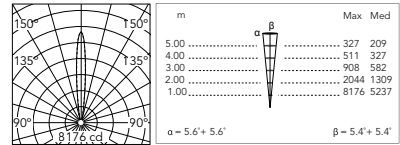
2200K disponibile su richiesta.

2200K available on request.

Optic Spot 10°

Power Led: 7,5W - 773 lm ≠ OUTPUT 575 lm - 2700K/CRI 80 - 24Vdc / 7,5W - 828 lm ≠ OUTPUT 616 lm - 3000K/CRI 80 - 24Vdc / 7,5W - 856 lm ≠ OUTPUT 636 lm - 4000K/CRI 80 - 24Vdc

2700K	3000K	4000K
FA524015	FA524013	FA524012

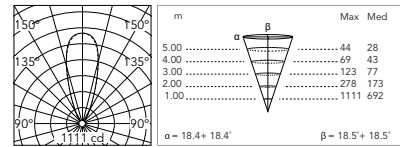


@ 3000K

Optic Medium 40°

Power Led: 7,5W - 773 lm ≠ OUTPUT 529 lm - 2700K/CRI 80 - 24Vdc / 7,5W - 828 lm ≠ OUTPUT 567 lm - 3000K/CRI 80 - 24Vdc / 7,5W - 856 lm ≠ OUTPUT 586 lm - 4000K/CRI 80 - 24Vdc

2700K	3000K	4000K
FA524025	FA524023	FA524022

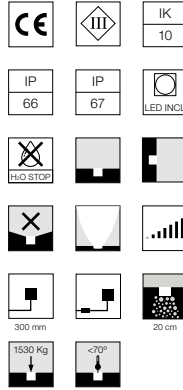
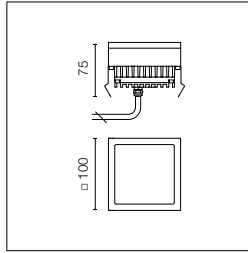


@ 3000K

* Numero massimo di apparecchi per alimentatore / Maximum number of luminaires per power supply.

Numero massimo di apparecchi per alimentatore (Vin220÷240). Dati indicativi da verificare con le specifiche condizioni di installazione.	Maximum number of luminaires per power supply. (220÷240 V). These data must be checked taking into account the specific installation conditions.	Acc. RF25747	1
		Acc. RF25757	1
		Acc. RF25755	5
		Acc. RF25749	8

C-Me Opal Square 100



Sorgente a LED inclusa. Alimentazione elettrica remota 24V dc da ordinare separatamente. Necessaria cassaforma da ordinare separatamente. Dotato di spezzone di cavo uscente in neoprene 300 mm e kit con connettori crimp e guaina termorestringente adesiva per connessione a tenuta stagna. Vetro con diffusore opale. Dimmerabile.

LED source included. 24V dc remote electric power supply to be ordered separately. Requires a junction box to be ordered separately. The luminaire is equipped with a protruding, neoprene, 300 mm cable and a wiring kit with crimp connectors and adhesive heat-shrink tubing guaranteeing the water tightness of the connection. Glass with opal diffuser. Adjustable light intensity.

Diffused Light

Mid-Power Led: 6,8W - 720 lm \neq OUTPUT 396 lm - 2700K/CRI 80 - 24Vdc / 6,8W - 774 lm \neq OUTPUT 426 lm - 3000K/CRI 80 - 24Vdc / 6,8W - 813 lm \neq OUTPUT 447 lm - 4000K/CRI 80 - 24Vdc

2700K

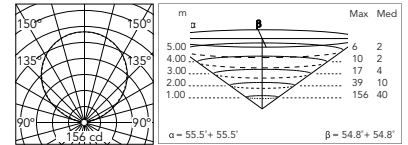
FA524005

3000K

FA524003

4000K

FA524002



@ 3000K

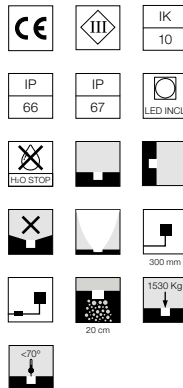
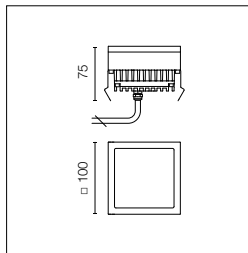
* Numero massimo di apparecchi per alimentatore / Maximum number of luminaires per power supply.

Numero massimo di apparecchi per alimentatore (Vin220-240). Dati indicativi da verificare con le specifiche condizioni di installazione.

Maximum number of luminaires per power supply. (220-240 V). These data must be checked taking into account the specific installation conditions.

Acc. RF25747	1	Acc. RF25752	2
Acc. RF25757	1	Acc. RF25755	6
Acc. RF25750	2	Acc. RF25749	9
Acc. F990B21A000	2	Acc. RF25756	13
Acc. RF26387.A	1		

C-Me Opal Square 100 RGB



Sorgente RGB a LED inclusa. Alimentazione elettrica remota con interfaccia DMX 3chx24Vdc da ordinare separatamente. Necessaria cassaforma da ordinare separatamente. Dotato di spezzone di cavo uscente in neoprene 300 mm e kit con connettori crimp e guaina termorestringente adesiva per connessione a tenuta stagna. Vetro con diffusore opale.

LED RGB light source included. Remote electric power supply with DMX 3chx24Vdc interface, to be ordered separately. Requires a junction box to be ordered separately. The luminaire is equipped with a protruding, neoprene, 300 mm cable and a wiring kit with crimp connectors and adhesive heat-shrink tubing guaranteeing the water tightness of the connection. Glass with opal diffuser.

Diffused Light

RGB Power Led: 6W - 3CH x 24Vdc

RGB

FA524004

Photometric data on request.

Schema elettrico e installazione sistema RGB.

Massimo 8 apparecchi C-Me Square 100 RGB per ogni codice FA148.

Vedere Schema Elettrico n.6 Page 794.

Wiring diagram and installation scheme RGB.

Max 8 luminaires C-Me Square 100 RGB for each code FA148.

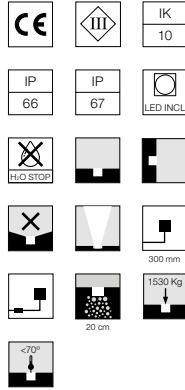
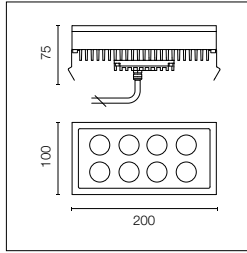
See Wiring Diagram n.6 Page 794.

* Numero massimo di apparecchi per alimentatore / Maximum number of luminaires per power supply.

Numero massimo di apparecchi per alimentatore (Vin220-240). Dati indicativi da verificare con le specifiche condizioni di installazione.

Maximum number of luminaires per power supply. (220-240 V). These data must be checked taking into account the specific installation conditions.

Acc. FA148	8
------------	---



Sorgente a LED inclusa. Alimentazione elettrica remota 24V dc da ordinare separatamente. Necessaria cassaforma da ordinare separatamente. Dotato di spezzone di cavo uscente in neoprene 300 mm e kit con connettori crimp e guaina termorestringente adesiva per connessione a tenuta stagna. Vetro trasparente extrachiaro.

LED source included. 24V dc remote electric power supply to be ordered separately. Requires a junction box to be ordered separately. The luminaire is equipped with a protruding, neoprene, 300 mm cable and a wiring kit with crimp connectors and adhesive heat-shrink tubing guaranteeing the water tightness of the connection. Extra clear transparent glass.

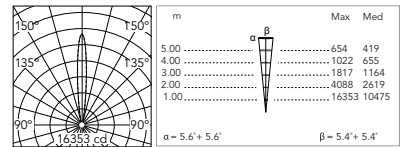
2200K disponibile su richiesta.

2200K available on request.

Optic Spot 10°

Power Led: 15W - 1546 lm ≠ OUTPUT 1150 lm - 2700K/CRI 80 - 24Vdc / 15W - 1656 lm ≠ OUTPUT 1232 lm - 3000K/CRI 80 - 24Vdc / 15W - 1711 lm ≠ OUTPUT 1273 lm - 4000K/CRI 80 -24Vdc

2700K	3000K	4000K
FA524515	FA524513	FA524512

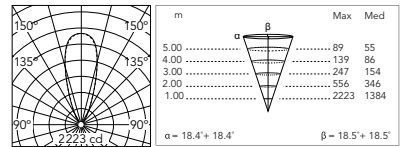


@ 3000K

Optic Medium 40°

Power Led: 15W - 1546 lm ≠ OUTPUT 1059 lm - 2700K/CRI 80 - 24Vdc / 15W - 1656 lm ≠ OUTPUT 1134 lm - 3000K/CRI 80 - 24Vdc / 15W - 1711 lm ≠ OUTPUT 1172 lm - 4000K/CRI 80 -24Vdc

2700K	3000K	4000K
FA524525	FA524523	FA524522

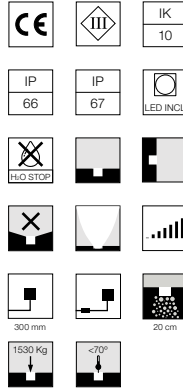
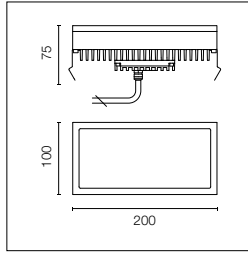


@ 3000K

* Numero massimo di apparecchi per alimentatore / Maximum number of luminaires per power supply.

Numero massimo di apparecchi per alimentatore (Vin220÷240). Dati indicativi da verificare con le specifiche condizioni di installazione.	Maximum number of luminaires per power supply. (220÷240 V). These data must be checked taking into account the specific installation conditions.	Acc. RF25752	1
		Acc. RF25755	2
		Acc. RF25749	4

C-Me Opal Rectangle



Sorgente a LED inclusa. Alimentazione elettrica remota 24V dc da ordinare separatamente. Necessaria cassaforma da ordinare separatamente. Dotato di spezzone di cavo uscente in neoprene 300 mm e kit con connettori crimp e guaina termorestringente adesiva per connessione a tenuta stagna. Vetro con diffusore opale. Dimmerabile.

LED source included. 24V dc remote electric power supply to be ordered separately. Requires a junction box to be ordered separately. The luminaire is equipped with a protruding, neoprene, 300 mm cable and a wiring kit with crimp connectors and adhesive heat-shrink tubing guaranteeing the water tightness of the connection. Glass with opal diffuser. Adjustable light intensity.

Diffused Light

Mid-Power Led: 15,8W - 1620 lm \neq OUTPUT 939 lm - 2700K/CRI 80 - 24Vdc / 15,8W - 1734 lm \neq OUTPUT 1009 lm - 3000K/CRI 80 - 24Vdc / 15,8W - 1742 lm \neq OUTPUT 1060 lm - 4000K/CRI 80 - 24Vdc

2700K

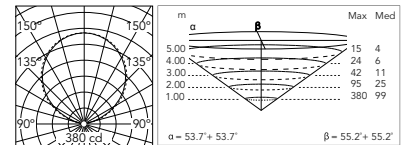
FA524505

3000K

FA524503

4000K

FA524502



@ 3000K

* Numero massimo di apparecchi per alimentatore / Maximum number of luminaires per power supply.

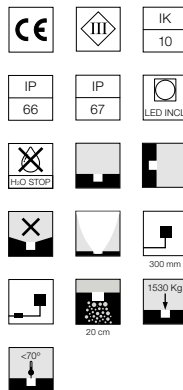
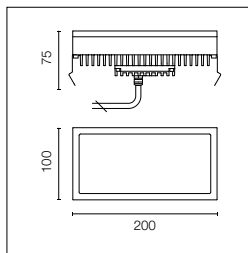
Numero massimo di apparecchi per alimentatore (Vin220÷240). Dati indicativi da verificare con le specifiche condizioni di installazione.

Maximum number of luminaires per power supply. (220÷240 V). These data must be checked taking into account the specific installation conditions.

Acc. RF25750	1
Acc. F990B21A000	1
Acc. RF26387.A	1
Acc. RF25752	1

Acc. RF25755	3
Acc. RF25749	4
Acc. RF25756	6

C-Me Opal Rectangle RGB



Sorgente RGB a LED inclusa. Alimentazione elettrica remota con interfaccia DMX 3chx24Vdc da ordinare separatamente. Necessaria cassaforma da ordinare separatamente. Dotato di spezzone di cavo uscente in neoprene 300 mm e kit con connettori crimp e guaina termorestringente adesiva per connessione a tenuta stagna. Vetro con diffusore opale.

LED RGB light source included. Remote electric power supply with DMX 3chx24Vdc interface, to be ordered separately. Requires a junction box to be ordered separately. The luminaire is equipped with a protruding, neoprene, 300 mm cable and a wiring kit with crimp connectors and adhesive heat-shrink tubing guaranteeing the water tightness of the connection. Glass with opal diffuser.

Diffused Light

RGB Power Led: 10,5W - 3CH x 24Vdc

RGB

FA524504

Photometric data on request.

Schema elettrico e installazione sistema RGB.

Massimo 4 apparecchi C-Me Rectangle 100 RGB per ogni codice FA148.

Vedere Schema Elettrico n.6 Page 794.

Wiring diagram and installation scheme RGB.

Max 4 luminaires C-Me Rectangle LED RGB for each code FA148.

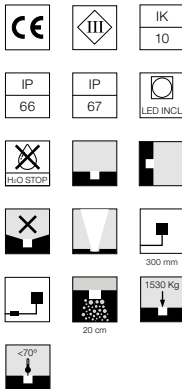
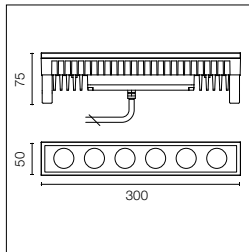
See Wiring Diagram n.6 Page 794.

* Numero massimo di apparecchi per alimentatore / Maximum number of luminaires per power supply.

Numero massimo di apparecchi per alimentatore (Vin220÷240). Dati indicativi da verificare con le specifiche condizioni di installazione.

Maximum number of luminaires per power supply. (220÷240 V). These data must be checked taking into account the specific installation conditions.

Acc. FA148	4
------------	---



Sorgente a LED inclusa. Alimentazione elettrica remota 24V dc da ordinare separatamente. Necessaria cassaforma da ordinare separatamente. Dotato di spezzone di cavo uscente in neoprene 300 mm e kit con connettori crimp e guaina termorestringente adesiva per connessione a tenuta stagna. Vetro trasparente extrachiaro.

LED source included. 24V dc remote electric power supply to be ordered separately. Requires a junction box to be ordered separately. The luminaire is equipped with a protruding, neoprene, 300 mm cable and a wiring kit with crimp connectors and adhesive heat-shrink tubing guaranteeing the water tightness of the connection. Extra clear transparent glass.

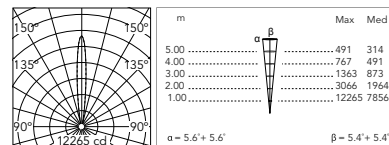
2200K disponibile su richiesta.

2200K available on request.

Optic Spot 10°

Power Led: 11,8W - 1159 lm ≠ OUTPUT 862 lm - 2700K/CRI 80 - 24Vdc / 11,8W - 1242 lm ≠ OUTPUT 924 lm - 3000K/CRI 80 - 24Vdc / 11,8W - 1283 lm ≠ OUTPUT 955 lm - 4000K/CRI 80 - 24Vdc

2700K	3000K	4000K
FA524115	FA524113	FA524112

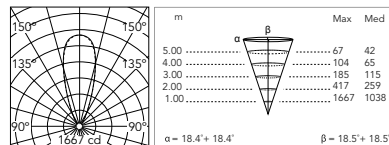


@ 3000K

Optic Medium 40°

Power Led: 11,8W - 1159 lm ≠ OUTPUT 794 lm - 2700K/CRI 80 - 24Vdc / 11,8W - 1242 lm ≠ OUTPUT 851 lm - 3000K/CRI 80 - 24Vdc / 11,8W - 1283 lm ≠ OUTPUT 879 lm - 4000K/CRI 80 - 24Vdc

2700K	3000K	4000K
FA524125	FA524123	FA524122

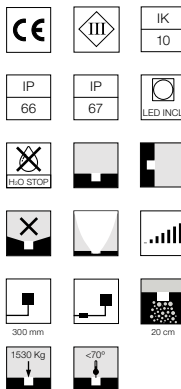
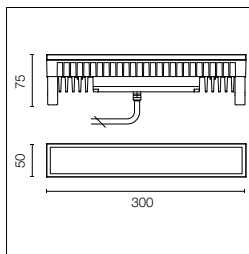


@ 3000K

* Numero massimo di apparecchi per alimentatore / Maximum number of luminaires per power supply.

Numero massimo di apparecchi per alimentatore (Vin220÷240). Dati indicativi da verificare con le specifiche condizioni di installazione.	Maximum number of luminaires per power supply. (220÷240 V). These data must be checked taking into account the specific installation conditions.	Acc. RF25752	1
		Acc. RF25755	3
		Acc. RF25749	6

C-Me Opal Line



Sorgente a LED inclusa. Alimentazione elettrica remota 24V dc da ordinare separatamente. Necessaria cassaforma da ordinare separatamente. Dotato di spezzone di cavo uscente in neoprene 300 mm e kit con connettori crimp e guaina termorestringente adesiva per connessione a tenuta stagna. Vetro con diffusore opale. Dimmerabile.

LED source included. 24V dc remote electric power supply to be ordered separately. Requires a junction box to be ordered separately. The luminaire is equipped with a protruding, neoprene, 300 mm cable and a wiring kit with crimp connectors and adhesive heat-shrink tubing guaranteeing the water tightness of the connection. Glass with opal diffuser. Adjustable light intensity.

Diffused Light

Mid-Power Led: 10,5W - 1080 lm \neq OUTPUT 538 lm - 2700K/CRI 80 - 24Vdc / 10,5W - 1161 lm \neq OUTPUT 578 lm - 3000K/CRI 80 - 24Vdc / 10,5W - 1219 lm \neq OUTPUT 607 lm - 4000K/CRI 80 - 24Vdc

2700K

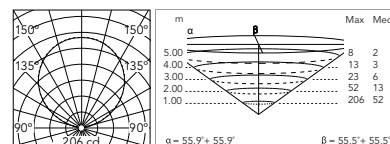
FA524105

3000K

FA524103

4000K

FA524102



@ 3000K

* Numero massimo di apparecchi per alimentatore / Maximum number of luminaires per power supply.

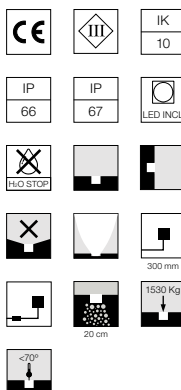
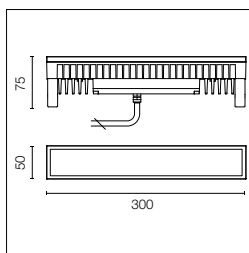
Numero massimo di apparecchi per alimentatore (Vin220÷240). Dati indicativi da verificare con le specifiche condizioni di installazione.

Maximum number of luminaires per power supply. (220÷240 V). These data must be checked taking into account the specific installation conditions.

Acc. RF25750	1
Acc. F990B21A000	1
Acc. RF26387.A	1
Acc. RF25752	1

Acc. RF25755	4
Acc. RF25749	6
Acc. RF25756	9

C-Me Opal Line RGB



Sorgente RGB a LED inclusa. Alimentazione elettrica remota con interfaccia DMX 3chx24Vdc da ordinare separatamente. Necessaria cassaforma da ordinare separatamente. Dotato di spezzone di cavo uscente in neoprene 300 mm e kit con connettori crimp e guaina termorestringente adesiva per connessione a tenuta stagna. Vetro con diffusore opale.

LED RGB light source included. Remote electric power supply with DMX 3chx24Vdc interface, to be ordered separately. Requires a junction box to be ordered separately. The luminaire is equipped with a protruding, neoprene, 300 mm cable and a wiring kit with crimp connectors and adhesive heat-shrink tubing guaranteeing the water tightness of the connection. Glass with opal diffuser.

Diffused Light

RGB Power Led: 8W - 3CH x 24Vdc

RGB

FA524104

Photometric data on request.

Schema elettrico e installazione sistema RGB.

Massimo 5 apparecchi C-Me Line RGB per ogni codice FA148.

Vedere Schema Elettrico n.6 Page 794.

Wiring diagram and installation scheme RGB.

Max 5 luminaires C-Me Line RGB for each code FA148.

See Wiring Diagram n.6 Page 794.


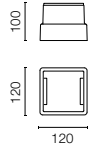

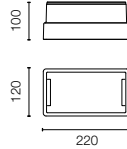





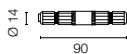

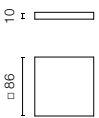

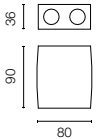

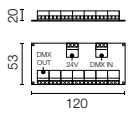

* Numero massimo di apparecchi per alimentatore / Maximum number of luminaires per power supply.

Numero massimo di apparecchi per alimentatore (Vin220÷240). Dati indicativi da verificare con le specifiche condizioni di installazione.


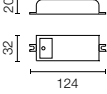

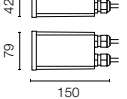

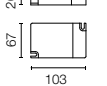


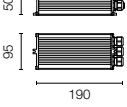


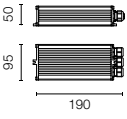


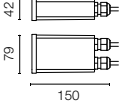

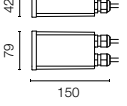

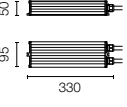

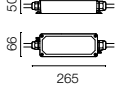

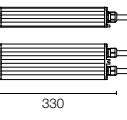

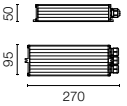
Maximum number of luminaires per power supply. (220÷240 V). These data must be checked taking into account the specific installation conditions.

Acc. FA148	5
------------	---

C-Me Square 100 / Rectangle / Line: Accessori / Accessories

Scatola per incasso.	Box for installation.	C-Me Square 100 FA151		
Scatola per incasso.	Box for installation.	C-Me Rectangle FA152		
Scatola per incasso.	Box for installation.	C-Me Line FA183		
Ventosa per rimuovere l'apparecchio.	Suction cup to pull the luminaire.	FA153		
Sistema di giunzione IP68 a 2 vie 2 poli. (Ø4÷6,9mm cavo).	2 way terminal block 2 poles IP68. (Ø4÷6,9mm cable).	F990C050000		
Non può essere alloggiato nella scatola per incasso.	It can't be placed in the recessed box for installation.			
Controller DMX a parete per scatole ad incasso (60mm interasse fori).	DMX controller; dimmer switch for recessed box (60mm hole centres).	C-Me RGB F990B10A000		
Controller DMX stand-alone/interfaccia pc.	DMX controller; stand-alone/pc interface.	C-Me RGB F990B11A000		
DMX splitter 512 - dispositivo elettronico per rigenerare segnale dmx monodirezionale 1 Input e 7 output, 12-24Vdc. Alimentatore non incluso.	DMX splitter 512 - electronic device to regenerate the monodirectional DMX signal 1 Input and 7 output, 12-24Vdc. Power supply not included.	C-Me RGB F990B13A000		
Cavo DMX schermato con impedenza costante 110 Ohm.	DMX cable - shielded twisted pair with 110 Ohm constant impedance.	C-Me RGB F990B12A000		

C-Me Square 100 / Rectangle / Line: Driver / Drivers

Alimentatore 24V 10W / 110-240V IP20 Classe II selv.	Power supply 24V 10W /110-240V IP20 Class II selv.	*RF25747		
Alimentatore 24V 10W / 110-240V IP67 Classe II selv.	Power supply 24V 10W / 110-240V IP67 Class II selv.	*RF25757		
Alimentatore per installazione remota 24Vdc 17W / 110-240V (15W@110V) IP20 Classe II selv.	Power supply for remote installation 24Vdc 17W / 110-240V (15W@110V) IP20 Class II selv.	C-Me Square 100 Diffused Light *RF25750		
		 Dimmable Push-Dim Or 1-10V See Wiring Diagram n.4. Page 792		
Alimentatore 17W/110÷240V - 24Vdc (15W@110V) IP67 Classe II selv.	Power supply 17W/110÷240V - 24Vdc (15W@110V) IP67 Class II Selv.	C-Me Square 100 Diffused Light *F990B21A000		
		 Dimmable Push-Dim Or 1-10V See Wiring Diagram n.4. Page 792		
Alimentatore per installazione remota 24Vdc 20W / 110-240Vdc (15W@110V) IP67 Classe II selv.	Power supply for remote installation 24Vdc 20W / 110-240Vdc (15W@110V) IP67 Class II selv.	C-Me Square 100 Diffused Light *RF26387.A		
		 Dimmable DALI See Wiring Diagram n.4. Page 792		
Alimentatore per installazione remota 24Vdc 20W / 220-240V IP67 Classe II selv.	Power supply for remote installation 24Vdc 20W / 220-240V IP67 Class II selv.	C-Me Square 100 Diffused Light *RF25752		
Alimentatore 24Vdc 35W / 120-270V IP67 Classe II selv.	Power supply 24Vdc 35W / 120-270V IP67 Class II selv.	F990B23AZ00		
Alimentatore per installazione remota 24Vdc 50W / 120-240V IP67 Classe II selv.	Power supply for remote installation 24Vdc 50W / 120-240V IP67 Class II selv.	*RF25755		
Alimentatore per installazione remota 24Vdc 70W / 220-240V IP67 Classe II selv.	Power supply for remote installation 24Vdc 70W / 220-240V IP67 Class II selv.	*RF25749		
Alimentatore per installazione remota 24Vdc 96W / 120-240V IP67 Classe II selv.	Power supply for remote installation 24Vdc 96W / 120-240V IP67 Class II selv.	*RF25756		
Alimentatore con interfaccia DMX. Per apparecchi RGB 55W/220÷230V-3CHx24Vdc (3CHx18W) predisposizione DMX IP67 Classe I Selv Eq.	Power supply with DMX interface for RGB fixtures 55W/220÷230V-3CHx24Vdc (3CHx18W) DMX controller allowed IP67 Class I Selv Eq.	C-Me RGB *FA148		

Outgraze

Designed by Flos Outdoor



Outgraze





Famiglia / Family

Outgraze 35 L 300



Power Led

7W
517 lm - 2700K/CRI 80
536 lm - 3000K/CRI 80
554 lm - 4000K/CRI 80
[2200K available on request.](#)

Easy Mid - Power Led

4,5W
190 lm - 2700K/CRI 80
207 lm - 3000K/CRI 80
223 lm - 4000K/CRI 80

Easy Tunable White Mid - Power Led

4,5W
95÷120 lm - 2700K÷5700K/CRI 80

Outgraze 35 L 600



Power Led

12W
1034 lm - 2700K/CRI 80
1071 lm - 3000K/CRI 80
1108 lm - 4000K/CRI 80
[2200K available on request.](#)

Easy Mid - Power Led

9W
381 lm - 2700K/CRI 80
414 lm - 3000K/CRI 80
447 lm - 4000K/CRI 80

Easy Tunable White Mid - Power Led

9W
190÷240 lm - 2700K÷5700K/CRI 80

Outgraze 35 L 900



Power Led

18W
1551 lm - 2700K/CRI 80
1807 lm - 3000K/CRI 80
1662 lm - 4000K/CRI 80
[2200K available on request.](#)

Easy Mid - Power Led

13W
571 lm - 2700K/CRI 80
621 lm - 3000K/CRI 80
670 lm - 4000K/CRI 80

Easy Tunable White Mid - Power Led

13W
285÷360 lm - 2700K÷5700K/CRI 80

Outgraze 35 L 1200



Power Led

23W
2089 lm - 2700K/CRI 80
2142 lm - 3000K/CRI 80
2216 lm - 4000K/CRI 80
[2200K available on request.](#)

Easy Mid - Power Led

17,5W
761 lm - 2700K/CRI 80
827 lm - 3000K/CRI 80
894 lm - 4000K/CRI 80

Easy Tunable White Mid - Power Led

17,5W
381÷480 lm - 2700K÷5700K/CRI 80

Outgraze 50 L 300



Power Led

8W
685 lm - 2700K/CRI 80
709 lm - 3000K/CRI 80
734 lm - 4000K/CRI 80

2200K available on request.

Easy Mid - Power Led

8W
310 lm - 2700K/CRI 80
337 lm - 3000K/CRI 80
364 lm - 4000K/CRI 80

Easy Tunable White Dali

Mid - Power Led
6,5W
220 lm - 2700K/CRI 80

Outgraze 50 L 600



Power Led

14,5W
1369 lm - 2700K/CRI 80
1418 lm - 3000K/CRI 80
1467 lm - 4000K/CRI 80

2200K available on request.

Easy Mid - Power Led

14,5W
620 lm - 2700K/CRI 80
674 lm - 3000K/CRI 80
728 lm - 4000K/CRI 80

Easy Tunable White Dali

Mid - Power Led
11W
440 lm - 2700K/CRI 80

RGB - Power Led

26W

RGBW - Power Led

24W


Tunable White - Dali

Mid - Power Led
13W
722 lm - 2700÷5700K/CRI 80

Easy - Dali

Mid - Power Led
14,5W
1106 lm - 2700K/CRI 80
1198 lm - 3000K/CRI 80
1290 lm - 4000K/CRI 80

Outgraze 50 L 900



Power Led

20W
2054 lm - 2700K/CRI 80
2127 lm - 3000K/CRI 80
2201 lm - 4000K/CRI 80

2200K available on request.

Easy / Easy Dali

Mid - Power Led
20W
930 lm - 2700K/CRI 80
1011 lm - 3000K/CRI 80
1092 lm - 4000K/CRI 80

Easy Tunable White Dali

Mid - Power Led
16W
660 lm - 2700K/CRI 80

RGB - Power Led

37W


RGBW - Power Led

33W

Tunable White - Dali

Mid - Power Led
18,5W
1082 lm - 2700K/CRI 80

Outgraze 50 L 1200



Power Led

27W
2739 lm - 2700K/CRI 80
2836 lm - 3000K/CRI 80
2934 lm - 4000K/CRI 80

2200K available on request.

Easy / Easy Dali

Mid - Power Led
27W
1240 lm - 2700K/CRI 80
1348 lm - 3000K/CRI 80
1456 lm - 4000K/CRI 80

Easy Tunable White Dali

Mid - Power Led
21W
879 lm - 2700K/CRI 80

RGB - Power Led

48W

RGBW - Power Led

43W

Tunable White - Dali

Mid - Power Led
23W
1443 lm - 2700K/CRI 80

Descrizione / Description

Apparecchio da esterni per installazione a parete o soffitto con fonte di luce a LED.

Corpo centrale in alluminio estruso, estremità di chiusura in alluminio pressofuso.

Ottiche realizzate con passo costante tra le lenti per offrire flusso luminoso omogeneo anche in caso di più lampade installate in una Continuous Line.

Rivestimento esterno ad alta resistenza applicato con un doppio strato con polveri secondo lo standard QUALICOAT. Il primo strato di polvere epossidica dà resistenza chimica e meccanica, il secondo strato di finitura di polvere poliestere assicura resistenza ai raggi UV ed agli agenti atmosferici.

Le superfici verniciate sono trattate con lavaggi alcalini e acidi, risciacquate con acqua demineralizzata e sottoposte a un trattamento di conversione chimica per proteggere contro l'ossidazione.

Diffusore in vetro trasparente extra chiaro o sabbiato serigrafato e incollato per garantire la tenuta all'acqua.

L'installazione del prodotto prevede l'uso obbligatorio di staffe in acciaio, da ordinare separatamente.

Apparecchi forniti con uno spezzone di cavo in neoprene di circa 1000 mm uscente su un lato.

Disponibile versione degli apparecchi con collegamento passante per installazione multipla con continuità di linea.

Luminaire for outdoor use for installation on the wall or ceiling with LED light source.

Central body in extruded aluminum, end cap in die-cast aluminum.

Optics made with constant pitch between the lenses to offer a homogeneous luminous flux even in case of multiple lamps installed in a continuous line.

High resistance external coating applied with a double layer of epoxy powders in accordance with the QUALICOAT standard. The first layer of epoxy powder gives chemical and mechanical resistance, the second finishing layer of polyester powder ensures resistance to UV rays and atmospheric agents.

The painted surfaces are treated with alkaline and acidic washes, then rinsed with demineralized water, subjected to a chemical conversion treatment to protect against oxidation.

Diffuser in extra clear transparent glass or sandblasted glass, screen-printed and glued to ensure a watertight seal.

The installation of the product requires use of steel brackets, to be ordered separately.

Luminaire provided with a length of approximately 1000 mm of outgoing neoprene cable on one side.

Available versions of luminaires with loop-through connection for multiple installation with continuity of line.

Colori / Colours

Outgraze



01 White



06 Grey



12 Forest Green



18 Deep Brown



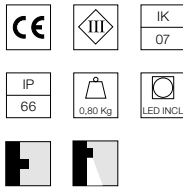
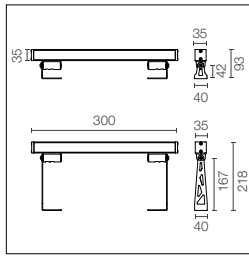
30 Black



33 Anthracite

Outgraze





Alimentazione elettrica remota 48V e staffe di installazione da ordinare separatamente. Vetro trasparente extra chiaro, esclusa versione DIFFUSED con vetro sabbato. Apparecchi dimmerabili PWM. A richiesta versione SMART (potenza 4W - flusso -50% lm).

48V remote power supply and installation brackets to be ordered separately. Extra clear transparent glass, excluding the DIFFUSE version with sandblasted glass. Dimmable PWM luminaires. SMART version available upon request (power 4W - flux -50% lm).

2200K disponibile su richiesta.

2200K available on request.

Power Led: 7W - 696 lm ≠ *FIXT 517 lm - 2700K/CRI 80 - 48V / 7W - 720 lm ≠ *FIXT 536 lm - 3000K/CRI 80 - 48V / 7W - 745 lm ≠ *FIXT 554 lm - 4000K/CRI 80 - 48V / *FIXT lm = Medium Optic

¹Standard - Schema elettrico n.1 page 556 / Wiring diagram n.1 page 556

2700K

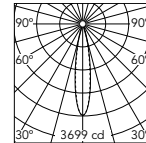
- F020A21H001
- F020A21H006
- F020A21H012
- F020A21H018
- F020A21H030
- F020A21H033

3000K

- F020A31H001
- F020A31H006
- F020A31H012
- F020A31H018
- F020A31H030
- F020A31H033

4000K

- F020A41H001
- F020A41H006
- F020A41H012
- F020A41H018
- F020A41H030
- F020A41H033



Beam Angle: 18°

h(m)	E(lx)	D(m)
1	3699	0.34
2	925	0.68
3	411	1.02
4	231	1.36
5	148	1.70

@4000K

²Quick Install I H2O Stop Fast Connect - Schema elettrico n.2 page 556 / Wiring diagram n.2 page 556

2700K

- F020B21H001
- F020B21H006
- F020B21H012
- F020B21H018
- F020B21H030
- F020B21H033

3000K

- F020B31H001
- F020B31H006
- F020B31H012
- F020B31H018
- F020B31H030
- F020B31H033

4000K

- F020B41H001
- F020B41H006
- F020B41H012
- F020B41H018
- F020B41H030
- F020B41H033

¹Standard - Schema elettrico n.1 page 556 / Wiring diagram n.1 page 556

2700K

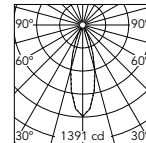
- F020A25H001
- F020A25H006
- F020A25H012
- F020A25H018
- F020A25H030
- F020A25H033

3000K

- F020A35H001
- F020A35H006
- F020A35H012
- F020A35H018
- F020A35H030
- F020A35H033

4000K

- F020A45H001
- F020A45H006
- F020A45H012
- F020A45H018
- F020A45H030
- F020A45H033



Beam Angle: 30°

h(m)	E(lx)	D(m)
1	1391	0.55
2	348	1.11
3	155	1.66
4	87	2.22
5	56	2.77

@4000K

²Quick Install I H2O Stop Fast Connect - Schema elettrico n.2 page 556 / Wiring diagram n.2 page 556

2700K

- F020B25H001
- F020B25H006
- F020B25H012
- F020B25H018
- F020B25H030
- F020B25H033

3000K

- F020B35H001
- F020B35H006
- F020B35H012
- F020B35H018
- F020B35H030
- F020B35H033

4000K

- F020B45H001
- F020B45H006
- F020B45H012
- F020B45H018
- F020B45H030
- F020B45H033

¹Standard - Schema elettrico n.1 page 556 / Wiring diagram n.1 page 556

2700K

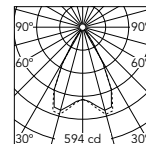
- F020A2AH001
- F020A2AH006
- F020A2AH012
- F020A2AH018
- F020A2AH030
- F020A2AH033

3000K

- F020A3AH001
- F020A3AH006
- F020A3AH012
- F020A3AH018
- F020A3AH030
- F020A3AH033

4000K

- F020A4AH001
- F020A4AH006
- F020A4AH012
- F020A4AH018
- F020A4AH030
- F020A4AH033



Beam Angle: 59°

h(m)	E(lx)	D(m)
1	594	1.14
2	148	2.28
3	66	3.41
4	37	4.55
5	24	5.69

@4000K

²Quick Install I H2O Stop Fast Connect - Schema elettrico n.2 page 556 / Wiring diagram n.2 page 556

2700K

- F020B2AH001
- F020B2AH006
- F020B2AH012
- F020B2AH018
- F020B2AH030
- F020B2AH033

3000K

- F020B3AH001
- F020B3AH006
- F020B3AH012
- F020B3AH018
- F020B3AH030
- F020B3AH033

4000K

- F020B4AH001
- F020B4AH006
- F020B4AH012
- F020B4AH018
- F020B4AH030
- F020B4AH033

¹Standard Version: spezzone di cavo in uscita 1000 mm (accessori per collegamento da ordinare) / 1000 mm lenght prewired cable (connecting accessory to be separately ordered).

²Quick Install In H2O Stop Version: connettore H2O Stop Plug&Play preinstallato per connessione rapida (accessori per collegamento da ordinare) / Prewired H2O Stop Plug&Play connector for an easy/rapid connection (connecting accessory to be ordered separately).

1Standard - Schema elettrico n.1 page 556 / Wiring diagram n.1 page 556

2700K

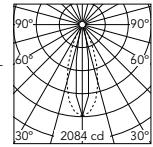
- F020A2EH001
- F020A2EH006
- F020A2EH012
- F020A2EH018
- F020A2EH030
- F020A2EH033

3000K

- F020A3EH001
- F020A3EH006
- F020A3EH012
- F020A3EH018
- F020A3EH030
- F020A3EH033

4000K

- F020A4EH001
- F020A4EH006
- F020A4EH012
- F020A4EH018
- F020A4EH030
- F020A4EH033



Beam Angle: 38°

h(m)	E(lx)	D(m)
1	2084	0.30
2	521	0.60
3	232	0.90
4	130	1.20
5	83	1.50

@4000K

2Quick Install I H2O Stop Fast Connect - Schema elettrico n.2 page 556 / Wiring diagram n.2 page 556

2700K

- F020B2EH001
- F020B2EH006
- F020B2EH012
- F020B2EH018
- F020B2EH030
- F020B2EH033

3000K

- F020B3EH001
- F020B3EH006
- F020B3EH012
- F020B3EH018
- F020B3EH030
- F020B3EH033

4000K

- F020B4EH001
- F020B4EH006
- F020B4EH012
- F020B4EH018
- F020B4EH030
- F020B4EH033

1Standard - Schema elettrico n.1 page 556 / Wiring diagram n.1 page 556

2700K

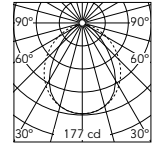
- F020A2JH001
- F020A2JH006
- F020A2JH012
- F020A2JH018
- F020A2JH030
- F020A2JH033

3000K

- F020A3JH001
- F020A3JH006
- F020A3JH012
- F020A3JH018
- F020A3JH030
- F020A3JH033

4000K

- F020A4JH001
- F020A4JH006
- F020A4JH012
- F020A4JH018
- F020A4JH030
- F020A4JH033



Beam Angle: 90°

h(m)	E(lx)	D(m)
1	177	1.67
2	44	3.34
3	20	5.00
4	11	6.67
5	7	8.34

@4000K

2Quick Install I H2O Stop Fast Connect - Schema elettrico n.2 page 556 / Wiring diagram n.2 page 556

2700K

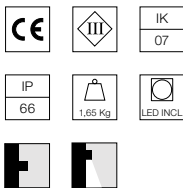
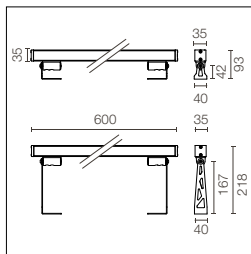
- F020B2JH001
- F020B2JH006
- F020B2JH012
- F020B2JH018
- F020B2JH030
- F020B2JH033

3000K

- F020B3JH001
- F020B3JH006
- F020B3JH012
- F020B3JH018
- F020B3JH030
- F020B3JH033

4000K

- F020B4JH001
- F020B4JH006
- F020B4JH012
- F020B4JH018
- F020B4JH030
- F020B4JH033



Alimentazione elettrica remota 48V e staffe di installazione da ordinare separatamente. Vetro trasparente extra chiaro, esclusa versione DIFFUSED con vetro sabbatiato. Apparecchi dimmerabili PWM.
A richiesta versione SMART (potenza 7W - flusso -50% lm).

48V remote power supply and installation brackets to be ordered separately. Extra clear transparent glass, excluding the DIFFUSE version with sandblasted glass. Dimmable PWM luminaires. SMART version available upon request (power 7W - flux -50% lm).

2200K disponibile su richiesta.

2200K available on request.

Power Led: 12W - 1391 lm ≠ *FIXT 1034 lm - 2700K/CRI 80 - 48V / 12W - 1441 lm ≠ *FIXT 1071 lm - 3000K/CRI 80 - 48V / 12W - 1490 lm ≠ *FIXT 1108 lm - 4000K/CRI 80 - 48V
*FIXT lm = Medium Optic

¹Standard - Schema elettrico n.1 page 556 / Wiring diagram n.1 page 556

2700K

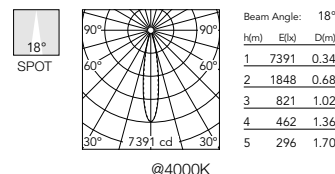
- F020A22H001
- F020A22H006
- F020A22H012
- F020A22H018
- F020A22H030
- F020A22H033

3000K

- F020A32H001
- F020A32H006
- F020A32H012
- F020A32H018
- F020A32H030
- F020A32H033

4000K

- F020A42H001
- F020A42H006
- F020A42H012
- F020A42H018
- F020A42H030
- F020A42H033



²Quick Install I H2O Stop Fast Connect - Schema elettrico n.2 page 556 / Wiring diagram n.2 page 556

2700K

- F020B22H001
- F020B22H006
- F020B22H012
- F020B22H018
- F020B22H030
- F020B22H033

3000K

- F020B32H001
- F020B32H006
- F020B32H012
- F020B32H018
- F020B32H030
- F020B32H033

4000K

- F020B42H001
- F020B42H006
- F020B42H012
- F020B42H018
- F020B42H030
- F020B42H033

³Continuous Line I/O H2O Stop Fast Connect - Schema elettrico n.3 page 556 / Wiring diagram page 556

2700K

- F020C22H001
- F020C22H006
- F020C22H012
- F020C22H018
- F020C22H030
- F020C22H033

3000K

- F020C32H001
- F020C32H006
- F020C32H012
- F020C32H018
- F020C32H030
- F020C32H033

4000K

- F020C42H001
- F020C42H006
- F020C42H012
- F020C42H018
- F020C42H030
- F020C42H033

¹Standard - Schema elettrico n.1 page 556 / Wiring diagram n.1 page 556

2700K

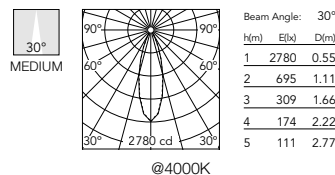
- F020A26H001
- F020A26H006
- F020A26H012
- F020A26H018
- F020A26H030
- F020A26H033

3000K

- F020A36H001
- F020A36H006
- F020A36H012
- F020A36H018
- F020A36H030
- F020A36H033

4000K

- F020A46H001
- F020A46H006
- F020A46H012
- F020A46H018
- F020A46H030
- F020A46H033



²Quick Install I H2O Stop Fast Connect - Schema elettrico n.2 page 556 / Wiring diagram n.2 page 556

2700K

- F020B26H001
- F020B26H006
- F020B26H012
- F020B26H018
- F020B26H030
- F020B26H033

3000K

- F020B36H001
- F020B36H006
- F020B36H012
- F020B36H018
- F020B36H030
- F020B36H033

4000K

- F020B46H001
- F020B46H006
- F020B46H012
- F020B46H018
- F020B46H030
- F020B46H033

³Continuous Line I/O H2O Stop Fast Connect - Schema elettrico n.3 page 556 / Wiring diagram page 556

2700K

- F020C26H001
- F020C26H006
- F020C26H012
- F020C26H018
- F020C26H030
- F020C26H033

3000K

- F020C36H001
- F020C36H006
- F020C36H012
- F020C36H018
- F020C36H030
- F020C36H033

4000K

- F020C46H001
- F020C46H006
- F020C46H012
- F020C46H018
- F020C46H030
- F020C46H033

¹Standard Version: spezzone di cavo in uscita 1000 mm (accessori per collegamento da ordinare) / 1000 mm length prewired cable (connecting accessory to be separately ordered).

²Quick Install In H2O Stop Version: connettore H2O Stop Plug&Play preinstallato per connessione rapida (accessori per collegamento da ordinare) / Prewired H2O Stop Plug&Play connector for an easy/rapid connection (connecting accessory to be ordered separately).

³Continuous Line In/Out H2O Stop Version: connettori H2O Stop Plug&Play preinstallati per connessione in linea (accessori per collegamento da ordinare) / Prewired H2O Stop Plug&Play connectors for an easy in line connection (connecting accessory to be ordered separately).

1Standard - Schema elettrico n.1 page 556 / Wiring diagram n.1 page 556

2700K

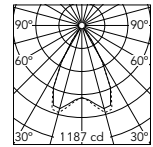
- F020A2BH001
- F020A2BH006
- F020A2BH012
- F020A2BH018
- F020A2BH030
- F020A2BH033

3000K

- F020A3BH001
- F020A3BH006
- F020A3BH012
- F020A3BH018
- F020A3BH030
- F020A3BH033

4000K

- F020A4BH001
- F020A4BH006
- F020A4BH012
- F020A4BH018
- F020A4BH030
- F020A4BH033



Beam Angle: 59°

h(m)	E(ft)	D(m)
1	1187	1.14
2	297	2.28
3	132	3.41
4	74	4.55
5	47	5.69

@4000K

2Quick Install I H2O Stop Fast Connect - Schema elettrico n.2 page 556 / Wiring diagram n.2 page 556

2700K

- F020B2BH001
- F020B2BH006
- F020B2BH012
- F020B2BH018
- F020B2BH030
- F020B2BH033

3000K

- F020B3BH001
- F020B3BH006
- F020B3BH012
- F020B3BH018
- F020B3BH030
- F020B3BH033

4000K

- F020B4BH001
- F020B4BH006
- F020B4BH012
- F020B4BH018
- F020B4BH030
- F020B4BH033

3Continuous Line I/O H2O Stop Fast Connect - Schema elettrico n.3 page 556 / Wiring diagram page 556

2700K

- F020C2BH001
- F020C2BH006
- F020C2BH012
- F020C2BH018
- F020C2BH030
- F020C2BH033

3000K

- F020C3BH001
- F020C3BH006
- F020C3BH012
- F020C3BH018
- F020C3BH030
- F020C3BH033

4000K

- F020C4BH001
- F020C4BH006
- F020C4BH012
- F020C4BH018
- F020C4BH030
- F020C4BH033

1Standard - Schema elettrico n.1 page 556 / Wiring diagram n.1 page 556

2700K

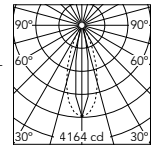
- F020A2FH001
- F020A2FH006
- F020A2FH012
- F020A2FH018
- F020A2FH030
- F020A2FH033

3000K

- F020A3FH001
- F020A3FH006
- F020A3FH012
- F020A3FH018
- F020A3FH030
- F020A3FH033

4000K

- F020A4FH001
- F020A4FH006
- F020A4FH012
- F020A4FH018
- F020A4FH030
- F020A4FH033



Beam Angle: 38°

h(m)	E(ft)	D(m)
1	4164	0.30
2	1041	0.60
3	463	0.90
4	260	1.20
5	167	1.50

@4000K

2Quick Install I H2O Stop Fast Connect - Schema elettrico n.2 page 556 / Wiring diagram n.2 page 556

2700K

- F020B2FH001
- F020B2FH006
- F020B2FH012
- F020B2FH018
- F020B2FH030
- F020B2FH033

3000K

- F020B3FH001
- F020B3FH006
- F020B3FH012
- F020B3FH018
- F020B3FH030
- F020B3FH033

4000K

- F020B4FH001
- F020B4FH006
- F020B4FH012
- F020B4FH018
- F020B4FH030
- F020B4FH033

3Continuous Line I/O H2O Stop Fast Connect - Schema elettrico n.3 page 556 / Wiring diagram page 556

2700K

- F020C2FH001
- F020C2FH006
- F020C2FH012
- F020C2FH018
- F020C2FH030
- F020C2FH033

3000K

- F020C3FH001
- F020C3FH006
- F020C3FH012
- F020C3FH018
- F020C3FH030
- F020C3FH033

4000K

- F020C4FH001
- F020C4FH006
- F020C4FH012
- F020C4FH018
- F020C4FH030
- F020C4FH033

1Standard - Schema elettrico n.1 page 556 / Wiring diagram n.1 page 556

2700K

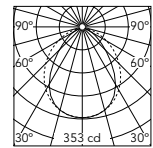
- F020A2KH001
- F020A2KH006
- F020A2KH012
- F020A2KH018
- F020A2KH030
- F020A2KH033

3000K

- F020A3KH001
- F020A3KH006
- F020A3KH012
- F020A3KH018
- F020A3KH030
- F020A3KH033

4000K

- F020A4KH001
- F020A4KH006
- F020A4KH012
- F020A4KH018
- F020A4KH030
- F020A4KH033



Beam Angle: 90°

h(m)	E(ft)	D(m)
1	353	1.67
2	88	3.34
3	39	5.00
4	22	6.67
5	14	8.34

@4000K

2Quick Install I H2O Stop Fast Connect - Schema elettrico n.2 page 556 / Wiring diagram n.2 page 556

2700K

- F020B2KH001
- F020B2KH006
- F020B2KH012
- F020B2KH018
- F020B2KH030
- F020B2KH033

3000K

- F020B3KH001
- F020B3KH006
- F020B3KH012
- F020B3KH018
- F020B3KH030
- F020B3KH033

4000K

- F020B4KH001
- F020B4KH006
- F020B4KH012
- F020B4KH018
- F020B4KH030
- F020B4KH033

3Continuous Line I/O H2O Stop Fast Connect - Schema elettrico n.3 page 556 / Wiring diagram page 556

2700K

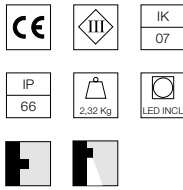
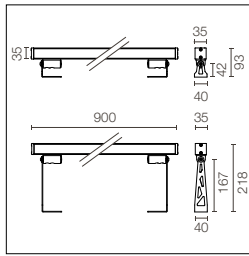
- F020C2KH001
- F020C2KH006
- F020C2KH012
- F020C2KH018
- F020C2KH030
- F020C2KH033

3000K

- F020C3KH001
- F020C3KH006
- F020C3KH012
- F020C3KH018
- F020C3KH030
- F020C3KH033

4000K

- F020C4KH001
- F020C4KH006
- F020C4KH012
- F020C4KH018
- F020C4KH030
- F020C4KH033



Alimentazione elettrica remota 48V e staffe di installazione da ordinare separatamente. Vetro trasparente extra chiaro, esclusa versione DIFFUSED con vetro sabbiato. Apparecchi dimmerabili PWM. A richiesta versione SMART (potenza 11W - flusso -50% lm).

48V remote power supply and installation brackets to be ordered separately. Extra clear transparent glass, excluding the DIFFUSE version with sandblasted glass. Dimmable PWM luminaires. SMART version available upon request (power 11W - flux -50% lm).

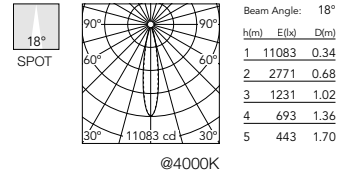
2200K disponibile su richiesta.

2200K available on request.

Power Led: 18W - 2087 lm ≠ *FIXT 1551 lm - 2700K/CRI 80 - 48V / 18W - 2161 lm ≠ *FIXT 1607 lm - 3000K/CRI 80 - 48V / 18W - 2236 lm ≠ *FIXT 1662 lm - 4000K/CRI 80 - 48V
 *FIXT lm = Medium Optic

¹Standard - Schema elettrico n.1 page 556 / Wiring diagram n.1 page 556

- | | | |
|---------------|---------------|---------------|
| 2700K | 3000K | 4000K |
| ○ F020A23H001 | ○ F020A33H001 | ○ F020A43H001 |
| ● F020A23H006 | ● F020A33H006 | ● F020A43H006 |
| ● F020A23H012 | ● F020A33H012 | ● F020A43H012 |
| ● F020A23H018 | ● F020A33H018 | ● F020A43H018 |
| ● F020A23H030 | ● F020A33H030 | ● F020A43H030 |
| ● F020A23H033 | ● F020A33H033 | ● F020A43H033 |



²Quick Install I H2O Stop Fast Connect - Schema elettrico n.2 page 556 / Wiring diagram n.2 page 556

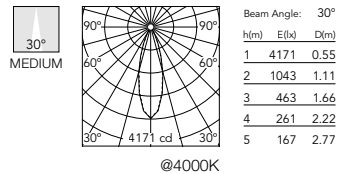
- | | | |
|---------------|---------------|---------------|
| 2700K | 3000K | 4000K |
| ○ F020B23H001 | ○ F020B33H001 | ○ F020B43H001 |
| ● F020B23H006 | ● F020B33H006 | ● F020B43H006 |
| ● F020B23H012 | ● F020B33H012 | ● F020B43H012 |
| ● F020B23H018 | ● F020B33H018 | ● F020B43H018 |
| ● F020B23H030 | ● F020B33H030 | ● F020B43H030 |
| ● F020B23H033 | ● F020B33H033 | ● F020B43H033 |

³Continuous Line I/O H2O Stop Fast Connect - Schema elettrico n.3 page 556 / Wiring diagram n.3 page 556

- | | | |
|---------------|---------------|---------------|
| 2700K | 3000K | 4000K |
| ○ F020C23H001 | ○ F020C33H001 | ○ F020C43H001 |
| ● F020C23H006 | ● F020C33H006 | ● F020C43H006 |
| ● F020C23H012 | ● F020C33H012 | ● F020C43H012 |
| ● F020C23H018 | ● F020C33H018 | ● F020C43H018 |
| ● F020C23H030 | ● F020C33H030 | ● F020C43H030 |
| ● F020C23H033 | ● F020C33H033 | ● F020C43H033 |

¹Standard - Schema elettrico n.1 page 556 / Wiring diagram n.1 page 556

- | | | |
|---------------|---------------|---------------|
| 2700K | 3000K | 4000K |
| ○ F020A27H001 | ○ F020A37H001 | ○ F020A47H001 |
| ● F020A27H006 | ● F020A37H006 | ● F020A47H006 |
| ● F020A27H012 | ● F020A37H012 | ● F020A47H012 |
| ● F020A27H018 | ● F020A37H018 | ● F020A47H018 |
| ● F020A27H030 | ● F020A37H030 | ● F020A47H030 |
| ● F020A27H033 | ● F020A37H033 | ● F020A47H033 |



²Quick Install I H2O Stop Fast Connect - Schema elettrico n.2 page 556 / Wiring diagram n.2 page 556

- | | | |
|---------------|---------------|---------------|
| 2700K | 3000K | 4000K |
| ○ F020B27H001 | ○ F020B37H001 | ○ F020B47H001 |
| ● F020B27H006 | ● F020B37H006 | ● F020B47H006 |
| ● F020B27H012 | ● F020B37H012 | ● F020B47H012 |
| ● F020B27H018 | ● F020B37H018 | ● F020B47H018 |
| ● F020B27H030 | ● F020B37H030 | ● F020B47H030 |
| ● F020B27H033 | ● F020B37H033 | ● F020B47H033 |

³Continuous Line I/O H2O Stop Fast Connect - Schema elettrico n.3 page 556 / Wiring diagram n.3 page 556

- | | | |
|---------------|---------------|---------------|
| 2700K | 3000K | 4000K |
| ○ F020C27H001 | ○ F020C37H001 | ○ F020C47H001 |
| ● F020C27H006 | ● F020C37H006 | ● F020C47H006 |
| ● F020C27H012 | ● F020C37H012 | ● F020C47H012 |
| ● F020C27H018 | ● F020C37H018 | ● F020C47H018 |
| ● F020C27H030 | ● F020C37H030 | ● F020C47H030 |
| ● F020C27H033 | ● F020C37H033 | ● F020C47H033 |

¹Standard Version: spezzone di cavo in uscita 1000 mm (accessori per collegamento da ordinare) / 1000 mm length prewired cable (connecting accessory to be separately ordered).

²Quick Install In H2O Stop Version: connettore H2O Stop Plug&Play preinstallato per connessione rapida (accessori per collegamento da ordinare) / Prewired H2O Stop Plug&Play connector for an easy/rapid connection (connecting accessory to be ordered separately).

³Continuous Line In/Out H2O Stop Version: connettori H2O Stop Plug&Play preinstallati per connessione in linea (accessori per collegamento da ordinare) / Prewired H2O Stop Plug&Play connectors for an easy in line connection (connecting accessory to be ordered separately).

1Standard - Schema elettrico n.1 page 556 / Wiring diagram n.1 page 556

2700K

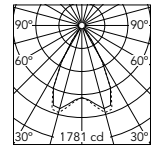
- F020A2CH001
- F020A2CH006
- F020A2CH012
- F020A2CH018
- F020A2CH030
- F020A2CH033

3000K

- F020A3CH001
- F020A3CH006
- F020A3CH012
- F020A3CH018
- F020A3CH030
- F020A3CH033

4000K

- F020A4CH001
- F020A4CH006
- F020A4CH012
- F020A4CH018
- F020A4CH030
- F020A4CH033



Beam Angle: 59°		
h(m)	E(ft)	D(m)
1	1781	1.14
2	445	2.28
3	198	3.41
4	111	4.55
5	71	5.69

@4000K

2Quick Install I H2O Stop Fast Connect - Schema elettrico n.2 page 556 / Wiring diagram n.2 page 556

2700K

- F020B2CH001
- F020B2CH006
- F020B2CH012
- F020B2CH018
- F020B2CH030
- F020B2CH033

3000K

- F020B3CH001
- F020B3CH006
- F020B3CH012
- F020B3CH018
- F020B3CH030
- F020B3CH033

4000K

- F020B4CH001
- F020B4CH006
- F020B4CH012
- F020B4CH018
- F020B4CH030
- F020B4CH033

3Continuous Line I/O H2O Stop Fast Connect - Schema elettrico n.3 page 556 / Wiring diagram n.3 page 556

2700K

- F020C2CH001
- F020C2CH006
- F020C2CH012
- F020C2CH018
- F020C2CH030
- F020C2CH033

3000K

- F020C3CH001
- F020C3CH006
- F020C3CH012
- F020C3CH018
- F020C3CH030
- F020C3CH033

4000K

- F020C4CH001
- F020C4CH006
- F020C4CH012
- F020C4CH018
- F020C4CH030
- F020C4CH033

1Standard - Schema elettrico n.1 page 556 / Wiring diagram n.1 page 556

2700K

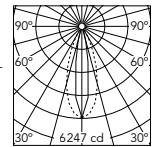
- F020A2GH001
- F020A2GH006
- F020A2GH012
- F020A2GH018
- F020A2GH030
- F020A2GH033

3000K

- F020A3GH001
- F020A3GH006
- F020A3GH012
- F020A3GH018
- F020A3GH030
- F020A3GH033

4000K

- F020A4GH001
- F020A4GH006
- F020A4GH012
- F020A4GH018
- F020A4GH030
- F020A4GH033



Beam Angle: 38°		
h(m)	E(ft)	D(m)
1	6247	0.30
2	1562	0.60
3	694	0.90
4	390	1.20
5	250	1.50

@4000K

2Quick Install I H2O Stop Fast Connect - Schema elettrico n.2 page 556 / Wiring diagram n.2 page 556

2700K

- F020B2GH001
- F020B2GH006
- F020B2GH012
- F020B2GH018
- F020B2GH030
- F020B2GH033

3000K

- F020B3GH001
- F020B3GH006
- F020B3GH012
- F020B3GH018
- F020B3GH030
- F020B3GH033

4000K

- F020B4GH001
- F020B4GH006
- F020B4GH012
- F020B4GH018
- F020B4GH030
- F020B4GH033

3Continuous Line I/O H2O Stop Fast Connect - Schema elettrico n.3 page 556 / Wiring diagram n.3 page 556

2700K

- F020C2GH001
- F020C2GH006
- F020C2GH012
- F020C2GH018
- F020C2GH030
- F020C2GH033

3000K

- F020C3GH001
- F020C3GH006
- F020C3GH012
- F020C3GH018
- F020C3GH030
- F020C3GH033

4000K

- F020C4GH001
- F020C4GH006
- F020C4GH012
- F020C4GH018
- F020C4GH030
- F020C4GH033

1Standard - Schema elettrico n.1 page 556 / Wiring diagram n.1 page 556

2700K

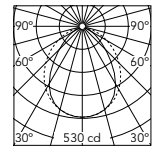
- F020A2LH001
- F020A2LH006
- F020A2LH012
- F020A2LH018
- F020A2LH030
- F020A2LH033

3000K

- F020A3LH001
- F020A3LH006
- F020A3LH012
- F020A3LH018
- F020A3LH030
- F020A3LH033

4000K

- F020A4LH001
- F020A4LH006
- F020A4LH012
- F020A4LH018
- F020A4LH030
- F020A4LH033



Beam Angle: 90°		
h(m)	E(ft)	D(m)
1	530	1.67
2	132	3.34
3	59	5.00
4	33	6.67
5	21	8.34

@4000K

2Quick Install I H2O Stop Fast Connect - Schema elettrico n.2 page 556 / Wiring diagram n.2 page 556

2700K

- F020B2LH001
- F020B2LH006
- F020B2LH012
- F020B2LH018
- F020B2LH030
- F020B2LH033

3000K

- F020B3LH001
- F020B3LH006
- F020B3LH012
- F020B3LH018
- F020B3LH030
- F020B3LH033

4000K

- F020B4LH001
- F020B4LH006
- F020B4LH012
- F020B4LH018
- F020B4LH030
- F020B4LH033

3Continuous Line I/O H2O Stop Fast Connect - Schema elettrico n.3 page 556 / Wiring diagram n.3 page 556

2700K

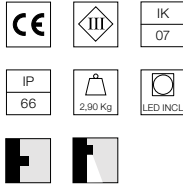
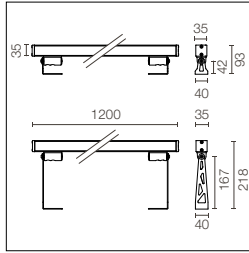
- F020C2LH001
- F020C2LH006
- F020C2LH012
- F020C2LH018
- F020C2LH030
- F020C2LH033

3000K

- F020C3LH001
- F020C3LH006
- F020C3LH012
- F020C3LH018
- F020C3LH030
- F020C3LH033

4000K

- F020C4LH001
- F020C4LH006
- F020C4LH012
- F020C4LH018
- F020C4LH030
- F020C4LH033



Alimentazione elettrica remota 48V e staffe di installazione da ordinare separatamente. Vetro trasparente extra chiaro, esclusa versione DIFFUSED con vetro sabbato. Apparecchi dimmerabili PWM. A richiesta versione SMART (potenza 14W - flusso -50% lm).

48V remote power supply and installation brackets to be ordered separately. Extra clear transparent glass, excluding the DIFFUSE version with sandblasted glass. Dimmable PWM luminaires. SMART version available upon request (power 14W - flux -50% lm).

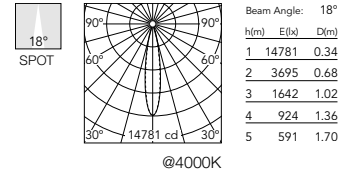
2200K disponibile su richiesta.

2200K available on request.

Power Led: 23W - 2782 lm ≠ *FIXT 2069 lm - 2700K/CRI 80 - 48V /23W - 2881 lm ≠ *FIXT 2142 lm - 3000K/CRI 80 - 48V / 23W - 2981 lm ≠ *FIXT 2216 lm - 4000K/CRI 80 - 48V
 *FIXT lm = Medium Optic

¹Standard - Schema elettrico n.1 page 556 / Wiring diagram n.1 page 556

- | | | |
|---------------|---------------|---------------|
| 2700K | 3000K | 4000K |
| ○ F020A24H001 | ○ F020A34H001 | ○ F020A44H001 |
| ● F020A24H006 | ● F020A34H006 | ● F020A44H006 |
| ● F020A24H012 | ● F020A34H012 | ● F020A44H012 |
| ● F020A24H018 | ● F020A34H018 | ● F020A44H018 |
| ● F020A24H030 | ● F020A34H030 | ● F020A44H030 |
| ● F020A24H033 | ● F020A34H033 | ● F020A44H033 |



²Quick Install I H2O Stop Fast Connect - Schema elettrico n.2 page 556 / Wiring diagram n.2 page 556

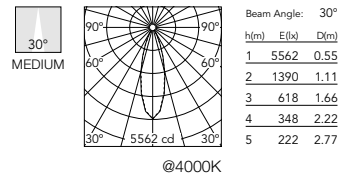
- | | | |
|---------------|---------------|---------------|
| 2700K | 3000K | 4000K |
| ○ F020B24H001 | ○ F020B34H001 | ○ F020B44H001 |
| ● F020B24H006 | ● F020B34H006 | ● F020B44H006 |
| ● F020B24H012 | ● F020B34H012 | ● F020B44H012 |
| ● F020B24H018 | ● F020B34H018 | ● F020B44H018 |
| ● F020B24H030 | ● F020B34H030 | ● F020B44H030 |
| ● F020B24H033 | ● F020B34H033 | ● F020B44H033 |

³Continuous Line I/O H2O Stop Fast Connect - Schema elettrico n.3 page 556 / Wiring diagram n.3 page 556

- | | | |
|---------------|---------------|---------------|
| 2700K | 3000K | 4000K |
| ○ F020C24H001 | ○ F020C34H001 | ○ F020C44H001 |
| ● F020C24H006 | ● F020C34H006 | ● F020C44H006 |
| ● F020C24H012 | ● F020C34H012 | ● F020C44H012 |
| ● F020C24H018 | ● F020C34H018 | ● F020C44H018 |
| ● F020C24H030 | ● F020C34H030 | ● F020C44H030 |
| ● F020C24H033 | ● F020C34H033 | ● F020C44H033 |

¹Standard - Schema elettrico n.1 page 556 / Wiring diagram n.1 page 556

- | | | |
|---------------|---------------|---------------|
| 2700K | 3000K | 4000K |
| ○ F020A28H001 | ○ F020A38H001 | ○ F020A48H001 |
| ● F020A28H006 | ● F020A38H006 | ● F020A48H006 |
| ● F020A28H012 | ● F020A38H012 | ● F020A48H012 |
| ● F020A28H018 | ● F020A38H018 | ● F020A48H018 |
| ● F020A28H030 | ● F020A38H030 | ● F020A48H030 |
| ● F020A28H033 | ● F020A38H033 | ● F020A48H033 |



²Quick Install I H2O Stop Fast Connect - Schema elettrico n.2 page 556 / Wiring diagram n.2 page 556

- | | | |
|---------------|---------------|---------------|
| 2700K | 3000K | 4000K |
| ○ F020B28H001 | ○ F020B38H001 | ○ F020B48H001 |
| ● F020B28H006 | ● F020B38H006 | ● F020B48H006 |
| ● F020B28H012 | ● F020B38H012 | ● F020B48H012 |
| ● F020B28H018 | ● F020B38H018 | ● F020B48H018 |
| ● F020B28H030 | ● F020B38H030 | ● F020B48H030 |
| ● F020B28H033 | ● F020B38H033 | ● F020B48H033 |

³Continuous Line I/O H2O Stop Fast Connect - Schema elettrico n.3 page 556 / Wiring diagram n.3 page 556

- | | | |
|---------------|---------------|---------------|
| 2700K | 3000K | 4000K |
| ○ F020C28H001 | ○ F020C38H001 | ○ F020C48H001 |
| ● F020C28H006 | ● F020C38H006 | ● F020C48H006 |
| ● F020C28H012 | ● F020C38H012 | ● F020C48H012 |
| ● F020C28H018 | ● F020C38H018 | ● F020C48H018 |
| ● F020C28H030 | ● F020C38H030 | ● F020C48H030 |
| ● F020C28H033 | ● F020C38H033 | ● F020C48H033 |

¹Standard Version: spezzone di cavo in uscita 1000 mm (accessori per collegamento da ordinare) / 1000 mm length prewired cable (connecting accessory to be separately ordered).

²Quick Install In H2O Stop Version: connettore H2O Stop Plug&Play preinstallato per connessione rapida (accessori per collegamento da ordinare) / Prewired H2O Stop Plug&Play connector for an easy/rapid connection (connecting accessory to be ordered separately).

³Continuous Line In/Out H2O Stop Version: connettori H2O Stop Plug&Play preinstallati per connessione in linea (accessori per collegamento da ordinare) / Prewired H2O Stop Plug&Play connectors for an easy in line connection (connecting accessory to be ordered separately).

1Standard - Schema elettrico n.1 page 556 / Wiring diagram n.1 page 556

2700K

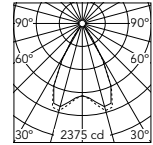
- F020A2DH001
- F020A2DH006
- F020A2DH012
- F020A2DH018
- F020A2DH030
- F020A2DH033

3000K

- F020A3DH001
- F020A3DH006
- F020A3DH012
- F020A3DH018
- F020A3DH030
- F020A3DH033

4000K

- F020A4DH001
- F020A4DH006
- F020A4DH012
- F020A4DH018
- F020A4DH030
- F020A4DH033



Beam Angle: 59°

h(m)	E(ft)	D(m)
1	2375	1.14
2	594	2.28
3	264	3.41
4	148	4.55
5	95	5.69

@4000K

2Quick Install I H2O Stop Fast Connect - Schema elettrico n.2 page 556 / Wiring diagram n.2 page 556

2700K

- F020B2DH001
- F020B2DH006
- F020B2DH012
- F020B2DH018
- F020B2DH030
- F020B2DH033

3000K

- F020B3DH001
- F020B3DH006
- F020B3DH012
- F020B3DH018
- F020B3DH030
- F020B3DH033

4000K

- F020B4DH001
- F020B4DH006
- F020B4DH012
- F020B4DH018
- F020B4DH030
- F020B4DH033

3Continuous Line I/O H2O Stop Fast Connect - Schema elettrico n.3 page 556 / Wiring diagram n.3 page 556

2700K

- F020C2DH001
- F020C2DH006
- F020C2DH012
- F020C2DH018
- F020C2DH030
- F020C2DH033

3000K

- F020C3DH001
- F020C3DH006
- F020C3DH012
- F020C3DH018
- F020C3DH030
- F020C3DH033

4000K

- F020C4DH001
- F020C4DH006
- F020C4DH012
- F020C4DH018
- F020C4DH030
- F020C4DH033

1Standard - Schema elettrico n.1 page 556 / Wiring diagram n.1 page 556

2700K

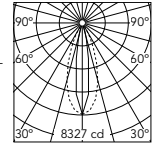
- F020A2HH001
- F020A2HH006
- F020A2HH012
- F020A2HH018
- F020A2HH030
- F020A2HH033

3000K

- F020A3HH001
- F020A3HH006
- F020A3HH012
- F020A3HH018
- F020A3HH030
- F020A3HH033

4000K

- F020A4HH001
- F020A4HH006
- F020A4HH012
- F020A4HH018
- F020A4HH030
- F020A4HH033



Beam Angle: 38°

h(m)	E(ft)	D(m)
1	8327	0.30
2	2082	0.60
3	925	0.90
4	520	1.20
5	333	1.50

@4000K

2Quick Install I H2O Stop Fast Connect - Schema elettrico n.2 page 556 / Wiring diagram n.2 page 556

2700K

- F020B2HH001
- F020B2HH006
- F020B2HH012
- F020B2HH018
- F020B2HH030
- F020B2HH033

3000K

- F020B3HH001
- F020B3HH006
- F020B3HH012
- F020B3HH018
- F020B3HH030
- F020B3HH033

4000K

- F020B4HH001
- F020B4HH006
- F020B4HH012
- F020B4HH018
- F020B4HH030
- F020B4HH033

3Continuous Line I/O H2O Stop Fast Connect - Schema elettrico n.3 page 556 / Wiring diagram n.3 page 556

2700K

- F020C2HH001
- F020C2HH006
- F020C2HH012
- F020C2HH018
- F020C2HH030
- F020C2HH033

3000K

- F020C3HH001
- F020C3HH006
- F020C3HH012
- F020C3HH018
- F020C3HH030
- F020C3HH033

4000K

- F020C4HH001
- F020C4HH006
- F020C4HH012
- F020C4HH018
- F020C4HH030
- F020C4HH033

1Standard - Schema elettrico n.1 page 556 / Wiring diagram n.1 page 556

2700K

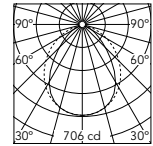
- F020A2MH001
- F020A2MH006
- F020A2MH012
- F020A2MH018
- F020A2MH030
- F020A2MH033

3000K

- F020A3MH001
- F020A3MH006
- F020A3MH012
- F020A3MH018
- F020A3MH030
- F020A3MH033

4000K

- F020A4MH001
- F020A4MH006
- F020A4MH012
- F020A4MH018
- F020A4MH030
- F020A4MH033



Beam Angle: 90°

h(m)	E(ft)	D(m)
1	706	1.67
2	177	3.34
3	78	5.00
4	44	6.67
5	28	8.34

@4000K

2Quick Install I H2O Stop Fast Connect - Schema elettrico n.2 page 556 / Wiring diagram n.2 page 556

2700K

- F020B2MH001
- F020B2MH006
- F020B2MH012
- F020B2MH018
- F020B2MH030
- F020B2MH033

3000K

- F020B3MH001
- F020B3MH006
- F020B3MH012
- F020B3MH018
- F020B3MH030
- F020B3MH033

4000K

- F020B4MH001
- F020B4MH006
- F020B4MH012
- F020B4MH018
- F020B4MH030
- F020B4MH033

3Continuous Line I/O H2O Stop Fast Connect - Schema elettrico n.3 page 556 / Wiring diagram n.3 page 556

2700K

- F020C2MH001
- F020C2MH006
- F020C2MH012
- F020C2MH018
- F020C2MH030
- F020C2MH033

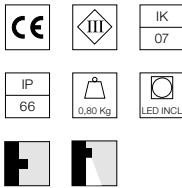
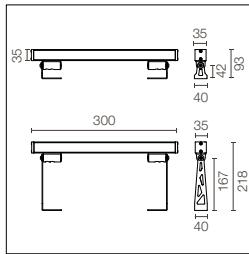
3000K

- F020C3MH001
- F020C3MH006
- F020C3MH012
- F020C3MH018
- F020C3MH030
- F020C3MH033

4000K

- F020C4MH001
- F020C4MH006
- F020C4MH012
- F020C4MH018
- F020C4MH030
- F020C4MH033

Outgraze 35 Easy L 300



Alimentazione elettrica remota 24V e staffe di installazione da ordinare separatamente. Apparecchi dimmerabili PWM. Vetro sabbato.

24V remote power supply and installation brackets to be ordered separately. Dimmable PWM luminaires. Sandblasted glass.

Mid-power Led: 4,5W - 454 lm ≠ FIXT 190 lm - 2700K/CRI 80 - 24V / 4,5W - 494 lm ≠ FIXT 207 lm - 3000K/CRI 80 - 24V / 4,5W - 533 lm ≠ FIXT 223 lm - 4000K/CRI 80 - 24V

¹**Standard** - Schema elettrico n.1 page 556 / Wiring diagram n.1 page 556

2700K

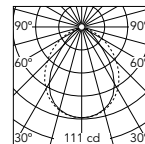
- F020G2JH001
- F020G2JH006
- F020G2JH012
- F020G2JH018
- F020G2JH030
- F020G2JH033

3000K

- F020G3JH001
- F020G3JH006
- F020G3JH012
- F020G3JH018
- F020G3JH030
- F020G3JH033

4000K

- F020G4JH001
- F020G4JH006
- F020G4JH012
- F020G4JH018
- F020G4JH030
- F020G4JH033



Beam Angle: 90°

	h(m)	E(lx)	D(m)
1	111	1.62	
2	28	3.23	
3	12	4.85	
4	7	6.46	
5	4	8.08	

@4000K

²**Quick Install I H2O Stop Fast Connect** - Schema elettrico n.2 page 556 / Wiring diagram n.2 page 556

2700K

- F020H2JH001
- F020H2JH006
- F020H2JH012
- F020H2JH018
- F020H2JH030
- F020H2JH033

3000K

- F020H3JH001
- F020H3JH006
- F020H3JH012
- F020H3JH018
- F020H3JH030
- F020H3JH033

4000K

- F020H4JH001
- F020H4JH006
- F020H4JH012
- F020H4JH018
- F020H4JH030
- F020H4JH033

Outgraze 35 Easy L 300 - Tunable White 2700K÷5700K

Mid-power Led: 4,5W - 227÷286 lm ≠ FIXT 95÷120 lm - 2700K÷5700K/CRI 80 - 2CH x 24V

¹**Tunable White Standard** - Schema elettrico n.4 page 557 / Wiring diagram n.4 page 557

2700K÷5700K

- F020GTJH001
- F020GTJH006
- F020GTJH012
- F020GTJH018
- F020GTJH030
- F020GTJH033



²**Tunable White Quick Install I H2O Stop Fast Connect** - Schema elettrico n.5 page 557 / Wiring diagram n.5 page 557

2700K÷5700K

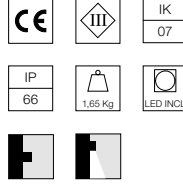
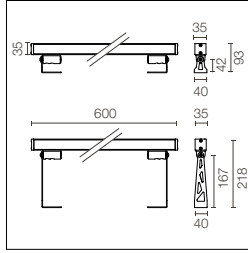
- F020HTJH001
- F020HTJH006
- F020HTJH012
- F020HTJH018
- F020HTJH030
- F020HTJH033

Photometric data on request.

¹Standard Version: spezzone di cavo in uscita 1000 mm (accessori per collegamento da ordinare) / 1000 mm lenght prewired cable (connecting accessory to be separately ordered).

²Quick Install In H2O Stop Version: connettore H2O Stop Plug&Play preinstallato per connessione rapida (accessori per collegamento da ordinare) / Prewired H2O Stop Plug&Play connector for an easy/rapid connection (connecting accessory to be ordered separately).

Outgraze 35 Easy L 600



Alimentazione elettrica remota 24V e staffe di installazione da ordinare separatamente. Apparecchi dimmerabili PWM. Vetro sabbato.

24V remote power supply and installation brackets to be ordered separately. Dimmable PWM luminaires. Sandblasted glass.

Mid-power Led: 9W - 909 lm ≠ FIXT 381 lm - 2700K/CRI 80 - 24V / 9W - 988 lm ≠ FIXT 414 lm - 3000K/CRI 80 - 24V / 9W - 1067 lm ≠ FIXT 447 lm - 4000K/CRI 80 - 24V

¹**Standard** - Schema elettrico n.1 page 556 / Wiring diagram n.1 page 556

2700K

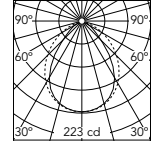
- F020G2KH001
- F020G2KH006
- F020G2KH012
- F020G2KH018
- F020G2KH030
- F020G2KH033

3000K

- F020G3KH001
- F020G3KH006
- F020G3KH012
- F020G3KH018
- F020G3KH030
- F020G3KH033

4000K

- F020G4KH001
- F020G4KH006
- F020G4KH012
- F020G4KH018
- F020G4KH030
- F020G4KH033



Beam Angle: 90°

h(m)	E(lx)	D(m)
1	223	1.62
2	56	3.23
3	25	4.85
4	14	6.46
5	9	8.08

@4000K

²**Quick Install I H2O Stop Fast Connect** - Schema elettrico n.2 page 556 / Wiring diagram n.2 page 556

2700K

- F020H2KH001
- F020H2KH006
- F020H2KH012
- F020H2KH018
- F020H2KH030
- F020H2KH033

3000K

- F020H3KH001
- F020H3KH006
- F020H3KH012
- F020H3KH018
- F020H3KH030
- F020H3KH033

4000K

- F020H4KH001
- F020H4KH006
- F020H4KH012
- F020H4KH018
- F020H4KH030
- F020H4KH033

³**Continuous Line I/O H2O Stop Fast Connect** - Schema elettrico n.3 page 556 / Wiring diagram n.3 page 556

2700K

- F020J2KH001
- F020J2KH006
- F020J2KH012
- F020J2KH018
- F020J2KH030
- F020J2KH033

3000K

- F020J3KH001
- F020J3KH006
- F020J3KH012
- F020J3KH018
- F020J3KH030
- F020J3KH033

4000K

- F020J4KH001
- F020J4KH006
- F020J4KH012
- F020J4KH018
- F020J4KH030
- F020J4KH033

Outgraze 35 Easy L 600 - Tunable White 2700K÷5700K

Mid-power Led: 9W - 454÷573 lm ≠ FIXT 190÷240 lm - 2700K÷5700K/CRI 80 - 2CH x 24V

¹**Tunable White Standard** - Schema elettrico n.4 page 557 / Wiring diagram n.4 page 557

2700K÷5700K

- F020GTKH001
- F020GTKH006
- F020GTKH012
- F020GTKH018
- F020GTKH030
- F020GTKH033



²**Tunable White Quick Install I H2O Stop Fast Connect** - Schema elettrico n.5 page 557 / Wiring diagram n.5 page 557

2700K÷5700K

- F020HTKH001
- F020HTKH006
- F020HTKH012
- F020HTKH018
- F020HTKH030
- F020HTKH033

³**Tunable White Continous Line I/O H2O Stop Fast Connect** - Schema elettrico n.6 page 557 / Wiring diagram n.6 page 557

2700K÷5700K

- F020JTKH001
- F020JTKH006
- F020JTKH012
- F020JTKH018
- F020JTKH030
- F020JTKH033

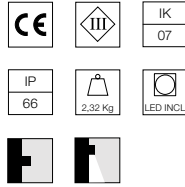
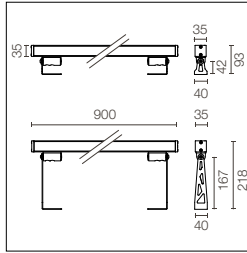
Photometric data on request.

¹Standard Version: spezzone di cavo in uscita 1000 mm (accessori per collegamento da ordinare) / 1000 mm lenght prewired cable (connecting accessory to be separately ordered).

²Quick Install In H2O Stop Version: connettore H2O Stop Plug&Play preinstallato per connessione rapida (accessori per collegamento da ordinare) / Prewired H2O Stop Plug&Play connector for an easy/rapid connection (connecting accessory to be ordered separately).

³Continous Line In/Out H2O Stop Version: connettori H2O Stop Plug&Play preinstallati per connessione in linea (accessori per collegamento da ordinare) / Prewired H2O Stop Plug&Play connectors for an easy in line connection (connecting accessory to be ordered separately).

Outgraze 35 Easy L 900



Alimentazione elettrica remota 24V e staffe di installazione da ordinare separatamente. Apparecchi dimmerabili PWM. Vetro sabbato.

24V remote power supply and installation brackets to be ordered separately. Dimmable PWM luminaires. Sandblasted glass.

Mid-power Led: 13W - 1363 lm ≠ FIXT 571 lm - 2700K/CRI 80 - 24V / 13W - 1481 lm ≠ FIXT 621 lm - 3000K/CRI 80 - 24V / 13W - 1600 lm ≠ FIXT 670 lm - 4000K/CRI 80 - 24V

¹**Standard** - Schema elettrico n.1 page 556 / Wiring diagram n.1 page 556

2700K

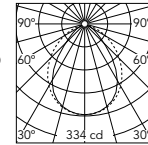
- F020G2LH001
- F020G2LH006
- F020G2LH012
- F020G2LH018
- F020G2LH030
- F020G2LH033

3000K

- F020G3LH001
- F020G3LH006
- F020G3LH012
- F020G3LH018
- F020G3LH030
- F020G3LH033

4000K

- F020G4LH001
- F020G4LH006
- F020G4LH012
- F020G4LH018
- F020G4LH030
- F020G4LH033



Beam Angle: 90°

@4000K

²**Quick Install I H2O Stop Fast Connect** - Schema elettrico n.2 page 556 / Wiring diagram n.2 page 556

2700K

- F020H2LH001
- F020H2LH006
- F020H2LH012
- F020H2LH018
- F020H2LH030
- F020H2LH033

3000K

- F020H3LH001
- F020H3LH006
- F020H3LH012
- F020H3LH018
- F020H3LH030
- F020H3LH033

4000K

- F020H4LH001
- F020H4LH006
- F020H4LH012
- F020H4LH018
- F020H4LH030
- F020H4LH033

³**Continuous Line I/O H2O Stop Fast Connect** - Schema elettrico n.3 page 556 / Wiring diagram n.3 page 556

2700K

- F020J2LH001
- F020J2LH006
- F020J2LH012
- F020J2LH018
- F020J2LH030
- F020J2LH033

3000K

- F020J3LH001
- F020J3LH006
- F020J3LH012
- F020J3LH018
- F020J3LH030
- F020J3LH033

4000K

- F020J4LH001
- F020J4LH006
- F020J4LH012
- F020J4LH018
- F020J4LH030
- F020J4LH033

Outgraze 35 Easy L 900 - Tunable White 2700K÷5700K

Mid-power Led: 13W - 681÷859 lm ≠ FIXT 285÷360 lm - 2700K÷5700K/CRI 80 - 2CH x 24V

¹**Tunable White Standard** - Schema elettrico n.4 page 557 / Wiring diagram n.4 page 557

2700K÷5700K

- F020GTLH001
- F020GTLH006
- F020GTLH012
- F020GTLH018
- F020GTLH030
- F020GTLH033



²**Tunable White Quick Install I H2O Stop Fast Connect** - Schema elettrico n.5 page 557 / Wiring diagram n.5 page 557

2700K÷5700K

- F020HTLH001
- F020HTLH006
- F020HTLH012
- F020HTLH018
- F020HTLH030
- F020HTLH033

³**Tunable White Continuous Line I/O H2O Stop Fast Connect** - Schema elettrico n.6 page 557 / Wiring diagram n.6 page 557

2700K÷5700K

- F020JTLH001
- F020JTLH006
- F020JTLH012
- F020JTLH018
- F020JTLH030
- F020JTLH033

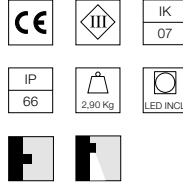
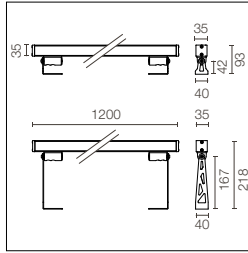
Photometric data on request.

¹Standard Version: spezzone di cavo in uscita 1000 mm (accessori per collegamento da ordinare) / 1000 mm length prewired cable (connecting accessory to be separately ordered).

²Quick Install In H2O Stop Version: connettore H2O Stop Plug&Play preinstallato per connessione rapida (accessori per collegamento da ordinare) / Prewired H2O Stop Plug&Play connector for an easy/rapid connection (connecting accessory to be ordered separately).

³Continuous Line In/Out H2O Stop Version: connettori H2O Stop Plug&Play preinstallati per connessione in linea (accessori per collegamento da ordinare) / Prewired H2O Stop Plug&Play connectors for an easy in line connection (connecting accessory to be ordered separately).

Outgraze 35 Easy L 1200



Alimentazione elettrica remota 24V e staffe di installazione da ordinare separatamente. Apparecchi dimmerabili PWM. Vetro sabbato.

24V remote power supply and installation brackets to be ordered separately. Dimmable PWM luminaires. Sandblasted glass.

Mid-power Led: 17,5W - 1817 lm ≠ FIXT 761 lm - 2700K/CRI 80 - 24V / 17,5W - 1975 lm ≠ FIXT 827 lm - 3000K/CRI 80 - 24V / 17,5W - 2133 lm ≠ FIXT 894 lm - 4000K/CRI 80 - 24V

¹**Standard** - Schema elettrico n.1 page 556 / Wiring diagram n.1 page 556

2700K

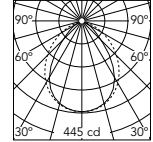
- F020G2MH001
- F020G2MH006
- F020G2MH012
- F020G2MH018
- F020G2MH030
- F020G2MH033

3000K

- F020G3MH001
- F020G3MH006
- F020G3MH012
- F020G3MH018
- F020G3MH030
- F020G3MH033

4000K

- F020G4MH001
- F020G4MH006
- F020G4MH012
- F020G4MH018
- F020G4MH030
- F020G4MH033



Beam Angle: 90°

@4000K

²**Quick Install I H2O Stop Fast Connect** - Schema elettrico n.2 page 556 / Wiring diagram n.2 page 556

2700K

- F020H2MH001
- F020H2MH006
- F020H2MH012
- F020H2MH018
- F020H2MH030
- F020H2MH033

3000K

- F020H3MH001
- F020H3MH006
- F020H3MH012
- F020H3MH018
- F020H3MH030
- F020H3MH033

4000K

- F020H4MH001
- F020H4MH006
- F020H4MH012
- F020H4MH018
- F020H4MH030
- F020H4MH033

³**Continuous Line I/O H2O Stop Fast Connect** - Schema elettrico n.3 page 556 / Wiring diagram n.3 page 556

2700K

- F020J2MH001
- F020J2MH006
- F020J2MH012
- F020J2MH018
- F020J2MH030
- F020J2MH033

3000K

- F020J3MH001
- F020J3MH006
- F020J3MH012
- F020J3MH018
- F020J3MH030
- F020J3MH033

4000K

- F020J4MH001
- F020J4MH006
- F020J4MH012
- F020J4MH018
- F020J4MH030
- F020J4MH033

Outgraze 35 Easy L 1200 - Tunable White 2700K÷5700K

Mid-power Led: 17,5W - 909÷1146 lm ≠ FIXT 381÷480 lm - 2700K÷5700K/CRI 80 - 2CH x 24V

¹**Tunable White Standard** - Schema elettrico n.4 page 557 / Wiring diagram n.4 page 557

2700K÷5700K

- F020GTMH001
- F020GTMH006
- F020GTMH012
- F020GTMH018
- F020GTMH030
- F020GTMH033



²**Tunable White Quick Install I H2O Stop Fast Connect** - Schema elettrico n.5 page 557 / Wiring diagram n.5 page 557

2700K÷5700K

- F020HTMH001
- F020HTMH006
- F020HTMH012
- F020HTMH018
- F020HTMH030
- F020HTMH033

³**Tunable White Continuous Line I/O H2O Stop Fast Connect** - Schema elettrico n.6 page 557 / Wiring diagram n.6 page 557

2700K÷5700K

- F020JTMH001
- F020JTMH006
- F020JTMH012
- F020JTMH018
- F020JTMH030
- F020JTMH033

Photometric data on request.

¹Standard Version: spezzone di cavo in uscita 1000 mm (accessori per collegamento da ordinare) / 1000 mm length prewired cable (connecting accessory to be separately ordered).

²Quick Install In H2O Stop Version: connettore H2O Stop Plug&Play preinstallato per connessione rapida (accessori per collegamento da ordinare) / Prewired H2O Stop Plug&Play connector for an easy/rapid connection (connecting accessory to be ordered separately).

³Continuous Line In/Out H2O Stop Version: connettori H2O Stop Plug&Play preinstallati per connessione in linea (accessori per collegamento da ordinare) / Prewired H2O Stop Plug&Play connectors for an easy in line connection (connecting accessory to be ordered separately).

Outgraze 35

Accessori per tutti le versioni / Accessories for all versions

Coppia staffe corte L
80mm.

One pair of short brackets L
80 mm.

- F1203001
- F1203006
- F1203012
- F1203018
- F1203030
- F1203033



Coppia staffe lunghe L
200mm.

One pair of long brackets L 200
mm.

- F1204001
- F1204006
- F1204012
- F1204018
- F1204030
- F1204033



Sistema di giunzione IP68
H2O Stop anti-condensa a 2
vie 4 poli. (Ø5,5÷12mm cavo).

2 way terminal block 4 poles
IP68 H2O Stop. (ø5,5÷12mm
cable).

F990C00A000



Sistema di giunzione IP68
H2O Stop anti-condensa a
3/4 vie 4 poli. (Ø5,5÷12mm
cavo).

3/4 way terminal block
4 poles IP68 H2O Stop.
(ø5,5÷12mm cable).

F990C010000



Outgraze 35

Accessori per versioni Quick Install I H2O Stop e Continuous Line I/O H2O Stop / Accessories for Quick Install I H2O Stop and Continuous Line I/O H2O Stop versions

Connettore 4 poli
plug&play.

Plug&play connector 4
poles.

F021Z010000



Doppio connettore 4 poli
plug&play + cavo L 600 mm.

Double plug&play connector
4 poles + cable 600 mm
length.

F021Z090000



Connettore 4 poli plug&play +
cavo L 5000 mm.

Plug&play connector 4 poles
+ cable 5000 mm length.

F021Z100000



Tappo per connettore a
pannello (sul prodotto) 4-5
poli.

Cap for panel (on the fixtures)
plug connector 4-5 poles.

F021Z070000



Outgraze 35

Interfaccia PWM (Dimmerabilita') per versione 48V / PWM interface (Dimming) for 48V version

Alimentatore per interfaccia 48V/240V non incluso, da ordinare / Power supply 48V/240V for interface not included, to be ordered (cod.RF25753 or cod.RF25746)

Interfaccia di controllo 48V
PWM - DALI IP20 Class III. Vin
48Vdc 120W. (Alimentatore
non incluso).

Control interface 48V PWM -
DALI IP20 Class III. Vin
48Vdc 120W. (Power supply not
included).

F990B08A000



Interfaccia di controllo
48V PWM - 1-10V IP20
Class III. Vin 48Vdc 120W.
(Alimentatore non incluso).

Control interface 48V PWM
- 1-10V IP20 Class III. Vin
48Vdc 120W. (Power supply
not included).

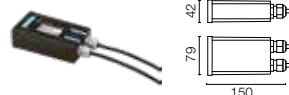
F990B15A000



Outgraze 35

Alimentatore per versione 48V / Power supply for 48V version

Alimentatore 48V 60W / 110-240V IP67 Classe II selv eq. Power supply 48V 60W / 110-240V IP67 Class II selv eq. RF25753



Alimentatore 48V 240W / 110-240V singolo output DIN RAIL. Power supply 48V 240W / 110-240V single output DIN RAIL. RF25746



* Numero massimo di apparecchi per alimentatore / Maximum number of luminaires per power supply.

Numero massimo di apparecchi per alimentatore (Vin220÷240). Dati indicativi da verificare con le specifiche condizioni di installazione.	Maximum number of luminaires per power supply. (220÷240 V). These data must be checked taking into account the specific installation conditions.		L 300	L 600	L 900	L 1200
		Acc. RF25753	8	4	2	2
		Acc. RF25746	32	16	10	8

Outgraze 35

Interfaccia PWM (Dimmerabilita') per versione 24V / PWM interface (Dimming) for 24V version

Alimentatore per interfaccia 24V/240V non incluso, da ordinare / Power supply 24V/240V for interface not included, to be ordered (cod.RF25755, cod.RF25749 or cod.RF25756)

Interfaccia di controllo PWM - Dali IP20 Class III. Vin 24Vdc 120W. (Alimentatore non incluso). Control interface 24V PWM - Dali IP20 Class III. Vin 24Vdc 120W. (Power supply not included). F990B07A000



Interfaccia di controllo PWM - 1-10V IP20 Class III. Vin 24Vdc 120W. (Alimentatore non incluso). Control interface 24V PWM - 1-10V IP20 Class III. Vin 24Vdc 120W. (Power supply not included). F990B14A000



Outgraze 35

Interfaccia PWM per versione 24V Tunable White / PWM interface for 24V Tunable White version

Alimentatore per interfaccia 24V/240V non incluso, da ordinare / Power supply 24V/240V for interface not included, to be ordered (cod.RF25755, cod.RF25749 or cod.RF25756)


Interfaccia di controllo PWM 2CH - Dali IP20 Class III. Vin 24Vdc 90W. (Alimentatore non incluso). Control interface 24V PWM 2CH - Dali IP20 Class III. Vin 24Vdc 90W. (Power supply not included). F990B09A000



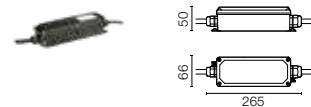
Outgraze 35

Alimentatore per versione 24V / Power supply for 24V version

Alimentatore per installazione remota 24V DC 50W / 120-240V IP67 Classe II selv. Power supply for remote installation 24V DC 50W / 120-240V IP67 Class II selv. *RF25755



Alimentatore per installazione remota 24V DC 70W / 220-240V IP67 Classe II selv. Power supply for remote installation 24V DC 70W / 220-240V IP67 Class II selv. *RF25749



Alimentatore per installazione remota 24V DC 96W / 120-240V IP67 Classe II selv. Power supply for remote installation 24V DC 96W / 120-240V IP67 Class II selv. *RF25756

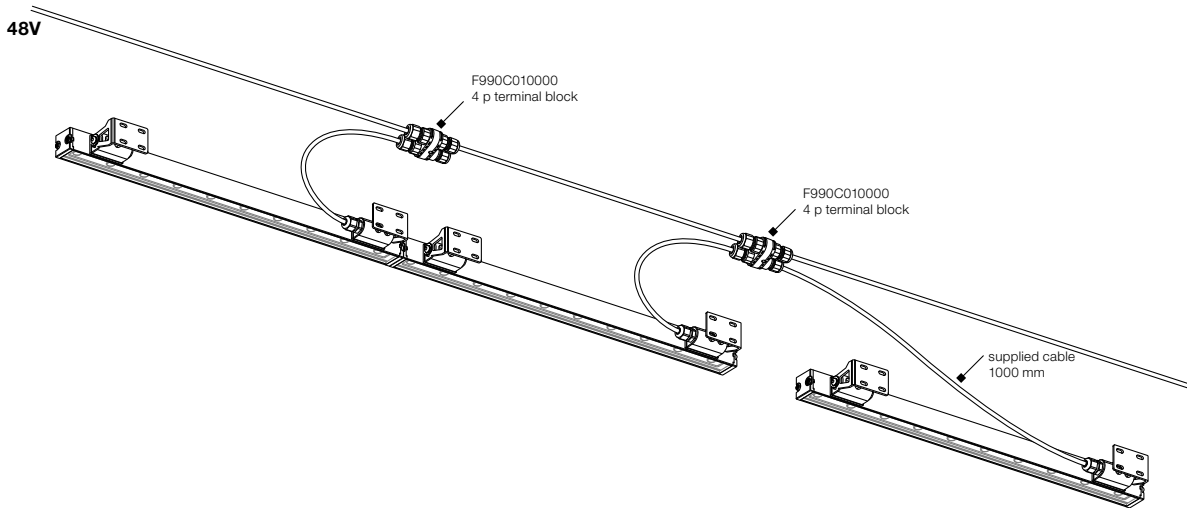


* Numero massimo di apparecchi per alimentatore / Maximum number of luminaires per power supply.

Numero massimo di apparecchi per alimentatore (Vin220÷240). Dati indicativi da verificare con le specifiche condizioni di installazione.	Maximum number of luminaires per power supply. (220÷240 V). These data must be checked taking into account the specific installation conditions.		L 300	L 600	L 900	L 1200
		Acc. RF25755	6	3	2	2
		Acc. RF25749	8	5	3	3
		Acc. RF25756	12	6	4	3

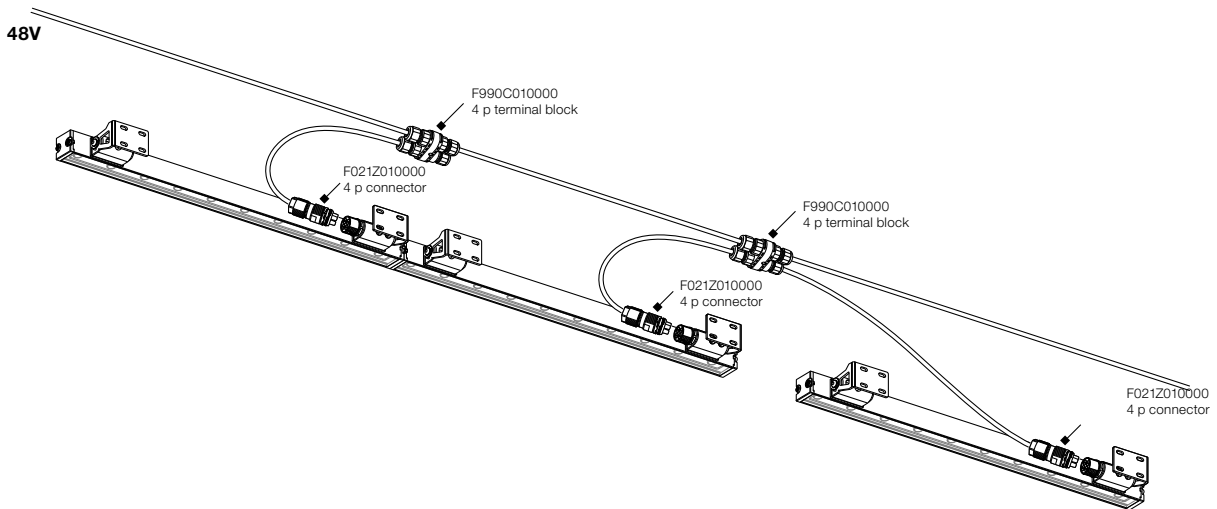
Schema elettrico n.1 / Wiring diagram n.1

Standard: spezzone di cavo in uscita 1000 mm (accessori per collegamento da ordinare) / 1000 mm lenght prewired cable (connecting accessory to be separately ordered)



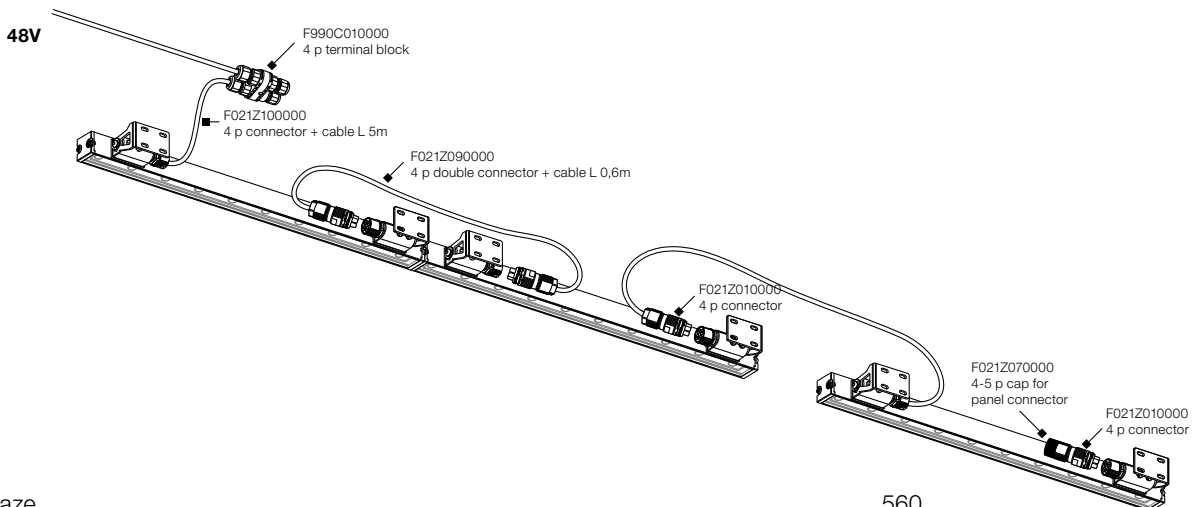
Schema elettrico n.2 / Wiring diagram n.2

Quick Install I H2O Stop Fast Connect: connettore H2O Stop Plug&Play preinstallato per connessione rapida (accessori per collegamento da ordinare) / Prewired H2O Stop Plug&Play connector for an easy/rapid connection (connecting accessory to be ordered separately)



Schema elettrico n.3 / Wiring diagram n.3

Continous Line I/O H2O Stop Fast Connect: connettori H2O Stop Plug&Play preinstallati per connessione in linea (accessori per collegamento da ordinare) / Prewired H2O Stop Plug&Play connectors for an easy in line connection (connecting accessory to be ordered separately)

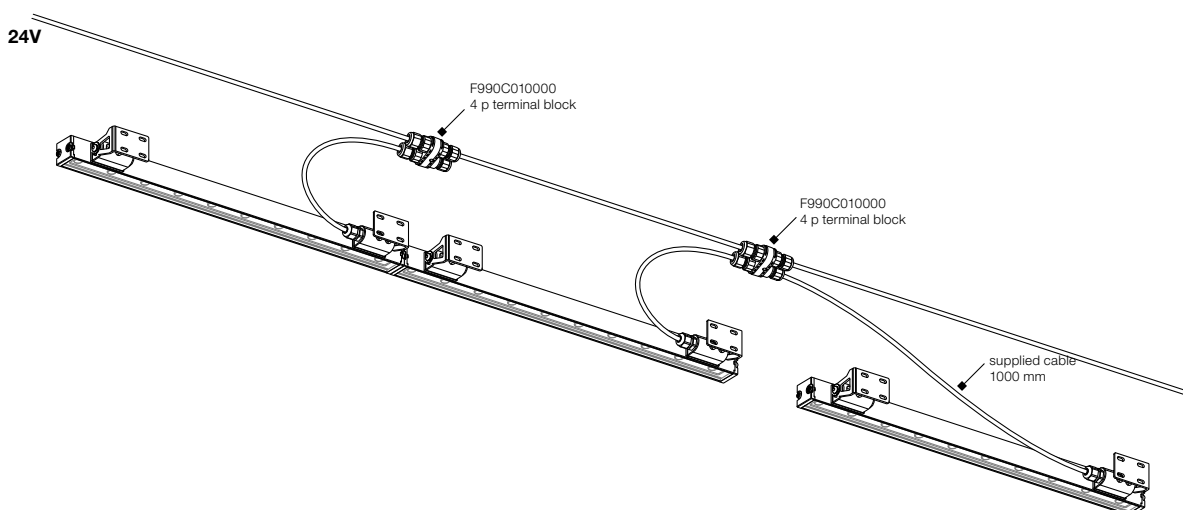


Outgraze 35

24V (Easy) and Tunable White versions

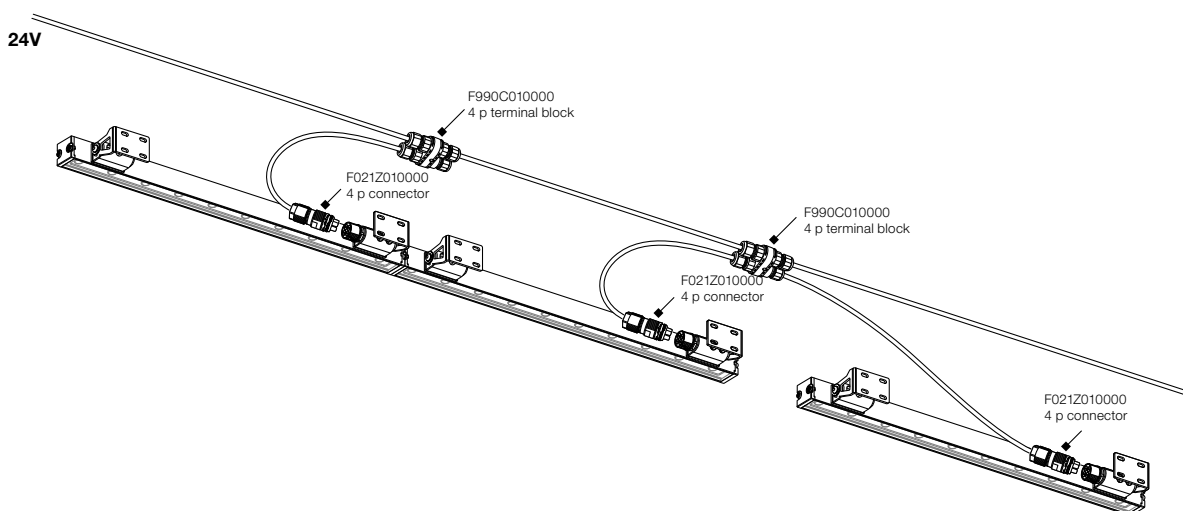
Schema elettrico n.4 / Wiring diagram n.4

Standard: spezzone di cavo in uscita 1000 mm (accessori per collegamento da ordinare) / 1000 mm lenght prewired cable (connecting accessory to be separately ordered)



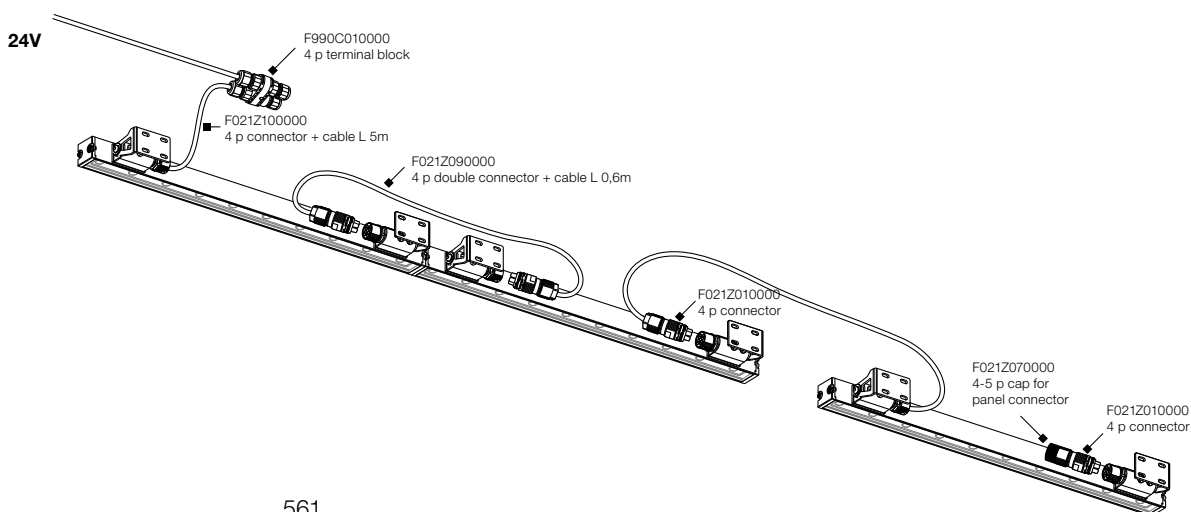
Schema elettrico n.5 / Wiring diagram n.5

Quick Install I H2O Stop Fast Connect: connettore H2O Stop Plug&Play preinstallato per connessione rapida (accessori per collegamento da ordinare) / Prewired H2O Stop Plug&Play connector for an easy/rapid connection (connecting accessory to be ordered separately)

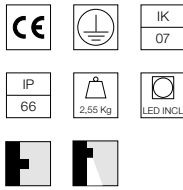
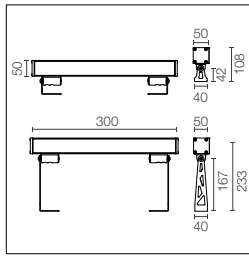


Schema elettrico n.6 / Wiring diagram n.6

Continous Line I/O H2O Stop Fast Connect: connettori H2O Stop Plug&Play preinstallati per connessione in linea (accessori per collegamento da ordinare) / Prewired H2O Stop Plug&Play connectors for an easy in line connection (connecting accessory to be ordered separately)



Outgraze 50 L 300 - Non Dimmable



Alimentazione elettrica 220/240V integrata. Staffe di installazione da ordinare separatamente. Vetro trasparente extra chiaro, esclusa versione DIFFUSED con vetro sabbatiato. A richiesta versione SMART (potenza 6W - flusso -30% lm).

Integrated 220/240V power supply. Installation brackets, to be ordered separately. Extra clear transparent glass, excluding the DIFFUSE version with sandblasted glass. SMART version available upon request (power 6W-flux-30% lm).

2200K disponibile su richiesta.

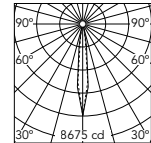
2200K available on request.

Power Led: 8W - 835 lm ≠ *FIXT 685 lm - 2700K/CRI 80 - 220-240V / 8W - 864 lm ≠ *FIXT 709 lm - 3000K/CRI 80 - 220-240V / 8W - 894 lm ≠ *FIXT 734 lm - 4000K/CRI 80 - 220-240V
 *FIXT lm = Medium Optic

1Standard - Schema elettrico n.7 page 581 / Wiring diagram n.7 page 581

- | | |
|---------------|---------------|
| 2700K | 3000K |
| ○ F021A21A001 | ○ F021A31A001 |
| ● F021A21A006 | ● F021A31A006 |
| ● F021A21A012 | ● F021A31A012 |
| ● F021A21A018 | ● F021A31A018 |
| ● F021A21A030 | ● F021A31A030 |
| ● F021A21A033 | ● F021A31A033 |

- | |
|---------------|
| 4000K |
| ○ F021A41A001 |
| ● F021A41A006 |
| ● F021A41A012 |
| ● F021A41A018 |
| ● F021A41A030 |
| ● F021A41A033 |



Beam Angle: 13°

h(m)	E(lx)	D(m)
1	8675	0.25
2	2169	0.49
3	964	0.74
4	542	0.98
5	347	1.23

@4000K

2Quick Install I H2O Stop Fast Connect - Schema elettrico n.8 page 581 / Wiring diagram n.8 page 581

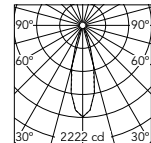
- | | |
|---------------|---------------|
| 2700K | 3000K |
| ○ F021B21A001 | ○ F021B31A001 |
| ● F021B21A006 | ● F021B31A006 |
| ● F021B21A012 | ● F021B31A012 |
| ● F021B21A018 | ● F021B31A018 |
| ● F021B21A030 | ● F021B31A030 |
| ● F021B21A033 | ● F021B31A033 |

- | |
|---------------|
| 4000K |
| ○ F021B41A001 |
| ● F021B41A006 |
| ● F021B41A012 |
| ● F021B41A018 |
| ● F021B41A030 |
| ● F021B41A033 |

1Standard - Schema elettrico n.7 page 581 / Wiring diagram n.7 page 581

- | | |
|---------------|---------------|
| 2700K | 3000K |
| ○ F021A25A001 | ○ F021A35A001 |
| ● F021A25A006 | ● F021A35A006 |
| ● F021A25A012 | ● F021A35A012 |
| ● F021A25A018 | ● F021A35A018 |
| ● F021A25A030 | ● F021A35A030 |
| ● F021A25A033 | ● F021A35A033 |

- | |
|---------------|
| 4000K |
| ○ F021A45A001 |
| ● F021A45A006 |
| ● F021A45A012 |
| ● F021A45A018 |
| ● F021A45A030 |
| ● F021A45A033 |



Beam Angle: 29°

h(m)	E(lx)	D(m)
1	2222	0.52
2	555	1.04
3	247	1.56
4	139	2.08
5	89	2.60

@4000K

2Quick Install I H2O Stop Fast Connect - Schema elettrico n.8 page 581 / Wiring diagram n.8 page 581

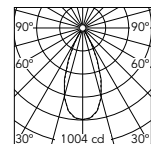
- | | |
|---------------|---------------|
| 2700K | 3000K |
| ○ F021B25A001 | ○ F021B35A001 |
| ● F021B25A006 | ● F021B35A006 |
| ● F021B25A012 | ● F021B35A012 |
| ● F021B25A018 | ● F021B35A018 |
| ● F021B25A030 | ● F021B35A030 |
| ● F021B25A033 | ● F021B35A033 |

- | |
|---------------|
| 4000K |
| ○ F021B45A001 |
| ● F021B45A006 |
| ● F021B45A012 |
| ● F021B45A018 |
| ● F021B45A030 |
| ● F021B45A033 |

1Standard - Schema elettrico n.7 page 581 / Wiring diagram n.7 page 581

- | | |
|---------------|---------------|
| 2700K | 3000K |
| ○ F021A2AA001 | ○ F021A3AA001 |
| ● F021A2AA006 | ● F021A3AA006 |
| ● F021A2AA012 | ● F021A3AA012 |
| ● F021A2AA018 | ● F021A3AA018 |
| ● F021A2AA030 | ● F021A3AA030 |
| ● F021A2AA033 | ● F021A3AA033 |

- | |
|---------------|
| 4000K |
| ○ F021A4AA001 |
| ● F021A4AA006 |
| ● F021A4AA012 |
| ● F021A4AA018 |
| ● F021A4AA030 |
| ● F021A4AA033 |



Beam Angle: 44°

h(m)	E(lx)	D(m)
1	1004	0.81
2	251	1.63
3	112	2.44
4	63	3.26
5	40	4.07

@4000K

2Quick Install I H2O Stop Fast Connect - Schema elettrico n.8 page 581 / Wiring diagram n.8 page 581

- | | |
|---------------|---------------|
| 2700K | 3000K |
| ○ F021B2AA001 | ○ F021B3AA001 |
| ● F021B2AA006 | ● F021B3AA006 |
| ● F021B2AA012 | ● F021B3AA012 |
| ● F021B2AA018 | ● F021B3AA018 |
| ● F021B2AA030 | ● F021B3AA030 |
| ● F021B2AA033 | ● F021B3AA033 |

- | |
|---------------|
| 4000K |
| ○ F021B4AA001 |
| ● F021B4AA006 |
| ● F021B4AA012 |
| ● F021B4AA018 |
| ● F021B4AA030 |
| ● F021B4AA033 |

*Standard Version: spezzone di cavo in uscita 1000 mm (accessori per collegamento da ordinare) / 1000 mm lenght prewired cable (connecting accessory to be separately ordered).

*Quick Install In H2O Stop Version: connettore H2O Stop Plug&Play preinstallato per connessione rapida (accessori per collegamento da ordinare) / Prewired H2O Stop Plug&Play connector for an easy/rapid connection (connecting accessory to be ordered separately).

1Standard - Schema elettrico n.7 page 581 / Wiring diagram n.7 page 581

2700K

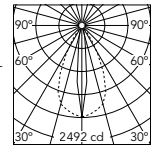
- F021A2EA001
- F021A2EA006
- F021A2EA012
- F021A2EA018
- F021A2EA030
- F021A2EA033

3000K

- F021A3EA001
- F021A3EA006
- F021A3EA012
- F021A3EA018
- F021A3EA030
- F021A3EA033

4000K

- F021A4EA001
- F021A4EA006
- F021A4EA012
- F021A4EA018
- F021A4EA030
- F021A4EA033



Beam Angle: 53°

h(m)	Et(lx)	D(m)
1	2492	0.22
2	623	0.44
3	277	0.66
4	156	0.88
5	100	1.10

@4000K

2Quick Install I H2O Stop Fast Connect - Schema elettrico n.8 page 581 / Wiring diagram n.8 page 581

2700K

- F021B2EA001
- F021B2EA006
- F021B2EA012
- F021B2EA018
- F021B2EA030
- F021B2EA033

3000K

- F021B3EA001
- F021B3EA006
- F021B3EA012
- F021B3EA018
- F021B3EA030
- F021B3EA033

4000K

- F021B4EA001
- F021B4EA006
- F021B4EA012
- F021B4EA018
- F021B4EA030
- F021B4EA033

1Standard - Schema elettrico n.7 page 581 / Wiring diagram n.7 page 581

2700K

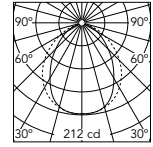
- F021A2JA001
- F021A2JA006
- F021A2JA012
- F021A2JA018
- F021A2JA030
- F021A2JA033

3000K

- F021A3JA001
- F021A3JA006
- F021A3JA012
- F021A3JA018
- F021A3JA030
- F021A3JA033

4000K

- F021A4JA001
- F021A4JA006
- F021A4JA012
- F021A4JA018
- F021A4JA030
- F021A4JA033



Beam Angle: 90°

h(m)	Et(lx)	D(m)
1	212	1.74
2	53	3.49
3	24	5.23
4	13	6.98
5	8	8.72

@4000K

2Quick Install I H2O Stop Fast Connect - Schema elettrico n.8 page 581 / Wiring diagram n.8 page 581

2700K

- F021B2JA001
- F021B2JA006
- F021B2JA012
- F021B2JA018
- F021B2JA030
- F021B2JA033

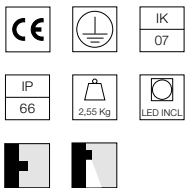
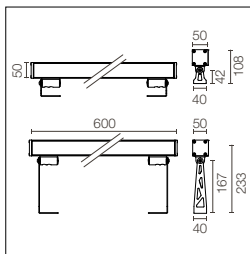
3000K

- F021B3JA001
- F021B3JA006
- F021B3JA012
- F021B3JA018
- F021B3JA030
- F021B3JA033

4000K

- F021B4JA001
- F021B4JA006
- F021B4JA012
- F021B4JA018
- F021B4JA030
- F021B4JA033

Outgraze 50 L 600 - Non Dimmable



Alimentazione elettrica 220/240V integrata. Staffe di installazione da ordinare separatamente. Vetro trasparente extra chiaro, esclusa versione DIFFUSED con vetro sabbiato. A richiesta versione SMART (potenza 10,5W - flusso -30% lm).

Integrated 220/240V power supply. Installation brackets, to be ordered separately. Extra clear transparent glass, excluding the DIFFUSED version with sandblasted glass. SMART version available upon request (power 10,5W - flux -30% lm).

2200K disponibile su richiesta.

2200K available on request.

Power Led: 14,5W - 1669 lm ≠ *FIXT 1369 lm - 2700K/CRI 80 - 220-240V /14,5W - 1729 lm ≠ *FIXT 1418 lm - 3000K/CRI 80 - 220-240V / 14,5W - 1788 lm ≠ *FIXT 1467 lm - 4000K/CRI 80 -220-240V
*FIXT lm = Medium Optic

¹Standard - Schema elettrico n.7 page 581 / Wiring diagram n.7 page 581

2700K

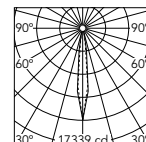
- F021A22A001
- F021A22A006
- F021A22A012
- F021A22A018
- F021A22A030
- F021A22A033

3000K

- F021A32A001
- F021A32A006
- F021A32A012
- F021A32A018
- F021A32A030
- F021A32A033

4000K

- F021A42A001
- F021A42A006
- F021A42A012
- F021A42A018
- F021A42A030
- F021A42A033



Beam Angle: 13°

h(m)	E(lx)	D(m)
1	17339	0.25
2	4335	0.49
3	1927	0.74
4	1084	0.98
5	694	1.23

@4000K

²Quick Install I H2O Stop Fast Connect - Schema elettrico n.8 page 581 / Wiring diagram n.8 page 581

2700K

- F021B22A001
- F021B22A006
- F021B22A012
- F021B22A018
- F021B22A030
- F021B22A033

3000K

- F021B32A001
- F021B32A006
- F021B32A012
- F021B32A018
- F021B32A030
- F021B32A033

4000K

- F021B42A001
- F021B42A006
- F021B42A012
- F021B42A018
- F021B42A030
- F021B42A033

³Continuous Line I/O H2O Stop Fast Connect - Schema elettrico n.9 page 581 / Wiring diagram n.9 page 581

2700K

- F021C22A001
- F021C22A006
- F021C22A012
- F021C22A018
- F021C22A030
- F021C22A033

3000K

- F021C32A001
- F021C32A006
- F021C32A012
- F021C32A018
- F021C32A030
- F021C32A033

4000K

- F021C42A001
- F021C42A006
- F021C42A012
- F021C42A018
- F021C42A030
- F021C42A033

¹Standard - Schema elettrico n.7 page 581 / Wiring diagram n.7 page 581

2700K

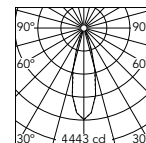
- F021A26A001
- F021A26A006
- F021A26A012
- F021A26A018
- F021A26A030
- F021A26A033

3000K

- F021A36A001
- F021A36A006
- F021A36A012
- F021A36A018
- F021A36A030
- F021A36A033

4000K

- F021A46A001
- F021A46A006
- F021A46A012
- F021A46A018
- F021A46A030
- F021A46A033



Beam Angle: 29°

h(m)	E(lx)	D(m)
1	4443	0.52
2	1111	1.04
3	494	1.56
4	278	2.08
5	178	2.60

@4000K

²Quick Install I H2O Stop Fast Connect - Schema elettrico n.8 page 581 / Wiring diagram n.8 page 581

2700K

- F021B26A001
- F021B26A006
- F021B26A012
- F021B26A018
- F021B26A030
- F021B26A033

3000K

- F021B36A001
- F021B36A006
- F021B36A012
- F021B36A018
- F021B36A030
- F021B36A033

4000K

- F021B46A001
- F021B46A006
- F021B46A012
- F021B46A018
- F021B46A030
- F021B46A033

³Continuous Line I/O H2O Stop Fast Connect - Schema elettrico n.9 page 581 / Wiring diagram n.9 page 581

2700K

- F021C26A001
- F021C26A006
- F021C26A012
- F021C26A018
- F021C26A030
- F021C26A033

3000K

- F021C36A001
- F021C36A006
- F021C36A012
- F021C36A018
- F021C36A030
- F021C36A033

4000K

- F021C46A001
- F021C46A006
- F021C46A012
- F021C46A018
- F021C46A030
- F021C46A033

¹Standard Version: spezzone di cavo in uscita 1000 mm (accessori per collegamento da ordinare) / 1000 mm length prewired cable (connecting accessory to be separately ordered).

²Quick Install In H2O Stop Version: connettore H2O Stop Plug&Play preinstallato per connessione rapida (accessori per collegamento da ordinare) / Prewired H2O Stop Plug&Play connector for an easy/rapid connection (connecting accessory to be ordered separately).

³Continuous Line In/Out H2O Stop Version: connettori H2O Stop Plug&Play preinstallati per connessione in linea (accessori per collegamento da ordinare) / Prewired H2O Stop Plug&Play connectors for an easy in line connection (connecting accessory to be ordered separately).

¹Standard - Schema elettrico n.7 page 581 / Wiring diagram n.7 page 581

2700K

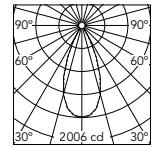
- F021A2BA001
- F021A2BA006
- F021A2BA012
- F021A2BA018
- F021A2BA030
- F021A2BA033

3000K

- F021A3BA001
- F021A3BA006
- F021A3BA012
- F021A3BA018
- F021A3BA030
- F021A3BA033

4000K

- F021A4BA001
- F021A4BA006
- F021A4BA012
- F021A4BA018
- F021A4BA030
- F021A4BA033



Beam Angle: 44°

h(m)	E(lx)	D(m)
1	2006	0.81
2	501	1.63
3	223	2.44
4	125	3.26
5	80	4.07

@4000K

²Quick Install I H2O Stop Fast Connect - Schema elettrico n.8 page 581 / Wiring diagram n.8 page 581

2700K

- F021B2BA001
- F021B2BA006
- F021B2BA012
- F021B2BA018
- F021B2BA030
- F021B2BA033

3000K

- F021B3BA001
- F021B3BA006
- F021B3BA012
- F021B3BA018
- F021B3BA030
- F021B3BA033

4000K

- F021B4BA001
- F021B4BA006
- F021B4BA012
- F021B4BA018
- F021B4BA030
- F021B4BA033

³Continuous Line I/O H2O Stop Fast Connect - Schema elettrico n.9 page 581 / Wiring diagram n.9 page 581

2700K

- F021C2BA001
- F021C2BA006
- F021C2BA012
- F021C2BA018
- F021C2BA030
- F021C2BA033

3000K

- F021C3BA001
- F021C3BA006
- F021C3BA012
- F021C3BA018
- F021C3BA030
- F021C3BA033

4000K

- F021C4BA001
- F021C4BA006
- F021C4BA012
- F021C4BA018
- F021C4BA030
- F021C4BA033

¹Standard - Schema elettrico n.7 page 581 / Wiring diagram n.7 page 581

2700K

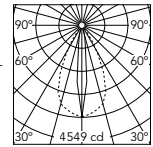
- F021A2FA001
- F021A2FA006
- F021A2FA012
- F021A2FA018
- F021A2FA030
- F021A2FA033

3000K

- F021A3FA001
- F021A3FA006
- F021A3FA012
- F021A3FA018
- F021A3FA030
- F021A3FA033

4000K

- F021A4FA001
- F021A4FA006
- F021A4FA012
- F021A4FA018
- F021A4FA030
- F021A4FA033



Beam Angle: 53°

h(m)	E(lx)	D(m)
1	4549	0.22
2	1137	0.44
3	505	0.66
4	284	0.88
5	182	1.10

@4000K

²Quick Install I H2O Stop Fast Connect - Schema elettrico n.8 page 581 / Wiring diagram n.8 page 581

2700K

- F021B2FA001
- F021B2FA006
- F021B2FA012
- F021B2FA018
- F021B2FA030
- F021B2FA033

3000K

- F021B3FA001
- F021B3FA006
- F021B3FA012
- F021B3FA018
- F021B3FA030
- F021B3FA033

4000K

- F021B4FA001
- F021B4FA006
- F021B4FA012
- F021B4FA018
- F021B4FA030
- F021B4FA033

³Continuous Line I/O H2O Stop Fast Connect - Schema elettrico n.9 page 581 / Wiring diagram n.9 page 581

2700K

- F021C2FA001
- F021C2FA006
- F021C2FA012
- F021C2FA018
- F021C2FA030
- F021C2FA033

3000K

- F021C3FA001
- F021C3FA006
- F021C3FA012
- F021C3FA018
- F021C3FA030
- F021C3FA033

4000K

- F021C4FA001
- F021C4FA006
- F021C4FA012
- F021C4FA018
- F021C4FA030
- F021C4FA033

¹Standard - Schema elettrico n.7 page 581 / Wiring diagram n.7 page 581

2700K

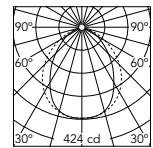
- F021A2KA001
- F021A2KA006
- F021A2KA012
- F021A2KA018
- F021A2KA030
- F021A2KA033

3000K

- F021A3KA001
- F021A3KA006
- F021A3KA012
- F021A3KA018
- F021A3KA030
- F021A3KA033

4000K

- F021A4KA001
- F021A4KA006
- F021A4KA012
- F021A4KA018
- F021A4KA030
- F021A4KA033



Beam Angle: 90°

h(m)	E(lx)	D(m)
1	424	1.74
2	106	3.49
3	47	5.23
4	26	6.98
5	17	8.72

@4000K

²Quick Install I H2O Stop Fast Connect - Schema elettrico n.8 page 581 / Wiring diagram n.8 page 581

2700K

- F021B2KA001
- F021B2KA006
- F021B2KA012
- F021B2KA018
- F021B2KA030
- F021B2KA033

3000K

- F021B3KA001
- F021B3KA006
- F021B3KA012
- F021B3KA018
- F021B3KA030
- F021B3KA033

4000K

- F021B4KA001
- F021B4KA006
- F021B4KA012
- F021B4KA018
- F021B4KA030
- F021B4KA033

³Continuous Line I/O H2O Stop Fast Connect - Schema elettrico n.9 page 581 / Wiring diagram n.9 page 581

2700K

- F021C2KA001
- F021C2KA006
- F021C2KA012
- F021C2KA018
- F021C2KA030
- F021C2KA033

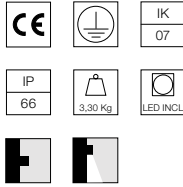
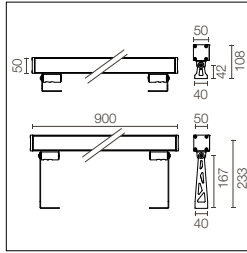
3000K

- F021C3KA001
- F021C3KA006
- F021C3KA012
- F021C3KA018
- F021C3KA030
- F021C3KA033

4000K

- F021C4KA001
- F021C4KA006
- F021C4KA012
- F021C4KA018
- F021C4KA030
- F021C4KA033

Outgraze 50 L 900 - Non Dimmable



Alimentazione elettrica 220/240V integrata. Staffe di installazione da ordinare separatamente. Vetro trasparente extra chiaro, esclusa versione DIFFUSED con vetro sabbiato. A richiesta versione SMART (potenza 15,5W - flusso - 30% lm).

Integrated 220/240V power supply. Installation brackets, to be ordered separately. Extra clear transparent glass, excluding the DIFFUSE version with sandblasted glass. SMART version available upon request (power 15,5W - flux -30% lm).

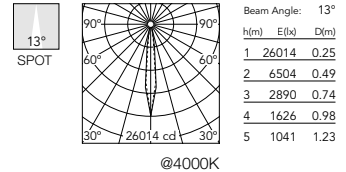
2200K disponibile su richiesta.

2200K available on request.

Power Led: 20W - 2504 lm ≠ *FIXT 2054 lm - 2700K/CRI 80 - 220-240V / 20W - 2593 lm ≠ *FIXT 2127 lm - 3000K/CRI 80 - 220-240V / 20W - 2683 lm ≠ *FIXT 2201 lm - 4000K/CRI 80 - 220-240V / *FIXT lm = Medium Optic

¹Standard - Schema elettrico n.7 page 581 / Wiring diagram n.7 page 581

- | | | |
|---------------|---------------|---------------|
| 2700K | 3000K | 4000K |
| ○ F021A23A001 | ○ F021A33A001 | ○ F021A43A001 |
| ● F021A23A006 | ● F021A33A006 | ● F021A43A006 |
| ● F021A23A012 | ● F021A33A012 | ● F021A43A012 |
| ● F021A23A018 | ● F021A33A018 | ● F021A43A018 |
| ● F021A23A030 | ● F021A33A030 | ● F021A43A030 |
| ● F021A23A033 | ● F021A33A033 | ● F021A43A033 |



²Quick Install I H2O Stop Fast Connect - Schema elettrico n.8 page 581 / Wiring diagram n.8 page 581

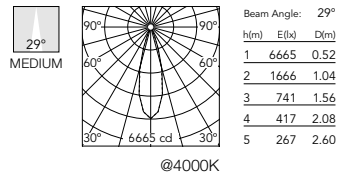
- | | | |
|---------------|---------------|---------------|
| 2700K | 3000K | 4000K |
| ○ F021B23A001 | ○ F021B33A001 | ○ F021B43A001 |
| ● F021B23A006 | ● F021B33A006 | ● F021B43A006 |
| ● F021B23A012 | ● F021B33A012 | ● F021B43A012 |
| ● F021B23A018 | ● F021B33A018 | ● F021B43A018 |
| ● F021B23A030 | ● F021B33A030 | ● F021B43A030 |
| ● F021B23A033 | ● F021B33A033 | ● F021B43A033 |

³Continuous Line I/O H2O Stop Fast Connect - Schema elettrico n.9 page 581 / Wiring diagram n.9 page 581

- | | | |
|---------------|---------------|---------------|
| 2700K | 3000K | 4000K |
| ○ F021C23A001 | ○ F021C33A001 | ○ F021C43A001 |
| ● F021C23A006 | ● F021C33A006 | ● F021C43A006 |
| ● F021C23A012 | ● F021C33A012 | ● F021C43A012 |
| ● F021C23A018 | ● F021C33A018 | ● F021C43A018 |
| ● F021C23A030 | ● F021C33A030 | ● F021C43A030 |
| ● F021C23A033 | ● F021C33A033 | ● F021C43A033 |

¹Standard - Schema elettrico n.7 page 581 / Wiring diagram n.7 page 581

- | | | |
|---------------|---------------|---------------|
| 2700K | 3000K | 4000K |
| ○ F021A27A001 | ○ F021A37A001 | ○ F021A47A001 |
| ● F021A27A006 | ● F021A37A006 | ● F021A47A006 |
| ● F021A27A012 | ● F021A37A012 | ● F021A47A012 |
| ● F021A27A018 | ● F021A37A018 | ● F021A47A018 |
| ● F021A27A030 | ● F021A37A030 | ● F021A47A030 |
| ● F021A27A033 | ● F021A37A033 | ● F021A47A033 |



²Quick Install I H2O Stop Fast Connect - Schema elettrico n.8 page 581 / Wiring diagram n.8 page 581

- | | | |
|---------------|---------------|---------------|
| 2700K | 3000K | 4000K |
| ○ F021B27A001 | ○ F021B37A001 | ○ F021B47A001 |
| ● F021B27A006 | ● F021B37A006 | ● F021B47A006 |
| ● F021B27A012 | ● F021B37A012 | ● F021B47A012 |
| ● F021B27A018 | ● F021B37A018 | ● F021B47A018 |
| ● F021B27A030 | ● F021B37A030 | ● F021B47A030 |
| ● F021B27A033 | ● F021B37A033 | ● F021B47A033 |

³Continuous Line I/O H2O Stop Fast Connect - Schema elettrico n.9 page 581 / Wiring diagram n.9 page 581

- | | | |
|---------------|---------------|---------------|
| 2700K | 3000K | 4000K |
| ○ F021C27A001 | ○ F021C37A001 | ○ F021C47A001 |
| ● F021C27A006 | ● F021C37A006 | ● F021C47A006 |
| ● F021C27A012 | ● F021C37A012 | ● F021C47A012 |
| ● F021C27A018 | ● F021C37A018 | ● F021C47A018 |
| ● F021C27A030 | ● F021C37A030 | ● F021C47A030 |
| ● F021C27A033 | ● F021C37A033 | ● F021C47A033 |

¹Standard Version: spezzone di cavo in uscita 1000 mm (accessori per collegamento da ordinare) / 1000 mm length prewired cable (connecting accessory to be separately ordered).

²Quick Install In H2O Stop Version: connettore H2O Stop Plug&Play preinstallato per connessione rapida (accessori per collegamento da ordinare) / Prewired H2O Stop Plug&Play connector for an easy/rapid connection (connecting accessory to be ordered separately).

³Continuous Line In/Out H2O Stop Version: connettori H2O Stop Plug&Play preinstallati per connessione in linea (accessori per collegamento da ordinare) / Prewired H2O Stop Plug&Play connectors for an easy in line connection (connecting accessory to be ordered separately).

¹Standard - Schema elettrico n.7 page 581 / Wiring diagram n.7 page 581

2700K

- F021A2CA001
- F021A2CA006
- F021A2CA012
- F021A2CA018
- F021A2CA030
- F021A2CA033

3000K

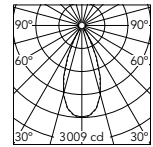
- F021A3CA001
- F021A3CA006
- F021A3CA012
- F021A3CA018
- F021A3CA030
- F021A3CA033

4000K

- F021A4CA001
- F021A4CA006
- F021A4CA012
- F021A4CA018
- F021A4CA030
- F021A4CA033



FLOOD



@4000K

Beam Angle: 44°

	h(m)	E(%)	D(m)
1	3009	0.81	
2	752	1.63	
3	334	2.44	
4	188	3.26	
5	120	4.07	

²Quick Install I H2O Stop Fast Connect - Schema elettrico n.8 page 581 / Wiring diagram n.8 page 581

2700K

- F021B2CA001
- F021B2CA006
- F021B2CA012
- F021B2CA018
- F021B2CA030
- F021B2CA033

3000K

- F021B3CA001
- F021B3CA006
- F021B3CA012
- F021B3CA018
- F021B3CA030
- F021B3CA033

4000K

- F021B4CA001
- F021B4CA006
- F021B4CA012
- F021B4CA018
- F021B4CA030
- F021B4CA033

³Continuous Line I/O H2O Stop Fast Connect - Schema elettrico n.9 page 581 / Wiring diagram n.9 page 581

2700K

- F021C2CA001
- F021C2CA006
- F021C2CA012
- F021C2CA018
- F021C2CA030
- F021C2CA033

3000K

- F021C3CA001
- F021C3CA006
- F021C3CA012
- F021C3CA018
- F021C3CA030
- F021C3CA033

4000K

- F021C4CA001
- F021C4CA006
- F021C4CA012
- F021C4CA018
- F021C4CA030
- F021C4CA033

¹Standard - Schema elettrico n.7 page 581 / Wiring diagram n.7 page 581

2700K

- F021A2GA001
- F021A2GA006
- F021A2GA012
- F021A2GA018
- F021A2GA030
- F021A2GA033

3000K

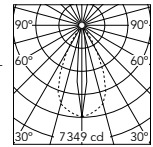
- F021A3GA001
- F021A3GA006
- F021A3GA012
- F021A3GA018
- F021A3GA030
- F021A3GA033

4000K

- F021A4GA001
- F021A4GA006
- F021A4GA012
- F021A4GA018
- F021A4GA030
- F021A4GA033



ELLIPTICAL



@4000K

Beam Angle: 53°

	h(m)	E(%)	D(m)
1	7349	0.22	
2	1837	0.44	
3	817	0.66	
4	459	0.88	
5	294	1.10	

²Quick Install I H2O Stop Fast Connect - Schema elettrico n.8 page 581 / Wiring diagram n.8 page 581

2700K

- F021B2GA001
- F021B2GA006
- F021B2GA012
- F021B2GA018
- F021B2GA030
- F021B2GA033

3000K

- F021B3GA001
- F021B3GA006
- F021B3GA012
- F021B3GA018
- F021B3GA030
- F021B3GA033

4000K

- F021B4GA001
- F021B4GA006
- F021B4GA012
- F021B4GA018
- F021B4GA030
- F021B4GA033

³Continuous Line I/O H2O Stop Fast Connect - Schema elettrico n.9 page 581 / Wiring diagram n.9 page 581

2700K

- F021C2GA001
- F021C2GA006
- F021C2GA012
- F021C2GA018
- F021C2GA030
- F021C2GA033

3000K

- F021C3GA001
- F021C3GA006
- F021C3GA012
- F021C3GA018
- F021C3GA030
- F021C3GA033

4000K

- F021C4GA001
- F021C4GA006
- F021C4GA012
- F021C4GA018
- F021C4GA030
- F021C4GA033

¹Standard - Schema elettrico n.7 page 581 / Wiring diagram n.7 page 581

2700K

- F021A2LA001
- F021A2LA006
- F021A2LA012
- F021A2LA018
- F021A2LA030
- F021A2LA033

3000K

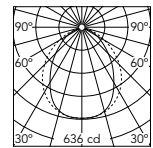
- F021A3LA001
- F021A3LA006
- F021A3LA012
- F021A3LA018
- F021A3LA030
- F021A3LA033

4000K

- F021A4LA001
- F021A4LA006
- F021A4LA012
- F021A4LA018
- F021A4LA030
- F021A4LA033



DIFFUSED



@4000K

Beam Angle: 90°

	h(m)	E(%)	D(m)
1	636	1.74	
2	159	3.49	
3	71	5.23	
4	40	6.98	
5	25	8.72	

²Quick Install I H2O Stop Fast Connect - Schema elettrico n.8 page 581 / Wiring diagram n.8 page 581

2700K

- F021B2LA001
- F021B2LA006
- F021B2LA012
- F021B2LA018
- F021B2LA030
- F021B2LA033

3000K

- F021B3LA001
- F021B3LA006
- F021B3LA012
- F021B3LA018
- F021B3LA030
- F021B3LA033

4000K

- F021B4LA001
- F021B4LA006
- F021B4LA012
- F021B4LA018
- F021B4LA030
- F021B4LA033

³Continuous Line I/O H2O Stop Fast Connect - Schema elettrico n.9 page 581 / Wiring diagram n.9 page 581

2700K

- F021C2LA001
- F021C2LA006
- F021C2LA012
- F021C2LA018
- F021C2LA030
- F021C2LA033

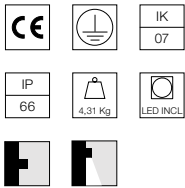
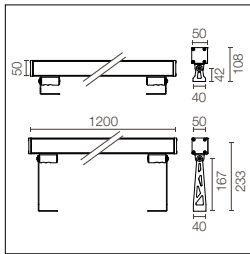
3000K

- F021C3LA001
- F021C3LA006
- F021C3LA012
- F021C3LA018
- F021C3LA030
- F021C3LA033

4000K

- F021C4LA001
- F021C4LA006
- F021C4LA012
- F021C4LA018
- F021C4LA030
- F021C4LA033

Outgraze 50 L 1200 - Non Dimmable



Alimentazione elettrica 220/240V integrata. Staffe di installazione da ordinare separatamente. Vetro trasparente extra chiaro, esclusa versione DIFFUSED con vetro sabbato. A richiesta versione SMART (potenza 18,5W - flusso -30% lm).

Integrated 220/240V power supply. Installation brackets, to be ordered separately. Extra clear transparent glass, excluding the DIFFUSE version with sandblasted glass. SMART version available upon request (power 18,5W - flux -30% lm).

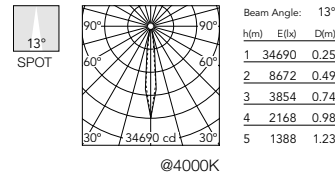
2200K disponibile su richiesta.

2200K available on request.

Power Led: 27W - 3338 lm ≠ *FIXT 2739 lm - 2700K/CRI 80 - 220-240V / 27W - 3458 lm ≠ *FIXT 2836 lm - 3000K/CRI 80 - 220-240V / 27W - 3577 lm ≠ *FIXT 2934 lm - 4000K/CRI 80 - 220-240V / *FIXT lm = Medium Optic

¹Standard - Schema elettrico n.7 page 581 / Wiring diagram n.7 page 581

- | | | |
|---------------|---------------|---------------|
| 2700K | 3000K | 4000K |
| ○ F021A24A001 | ○ F021A34A001 | ○ F021A44A001 |
| ● F021A24A006 | ● F021A34A006 | ● F021A44A006 |
| ● F021A24A012 | ● F021A34A012 | ● F021A44A012 |
| ● F021A24A018 | ● F021A34A018 | ● F021A44A018 |
| ● F021A24A030 | ● F021A34A030 | ● F021A44A030 |
| ● F021A24A033 | ● F021A34A033 | ● F021A44A033 |



²Quick Install I H2O Stop Fast Connect - Schema elettrico n.8 page 581 / Wiring diagram n.8 page 581

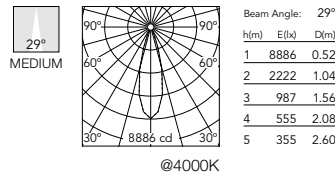
- | | | |
|---------------|---------------|---------------|
| 2700K | 3000K | 4000K |
| ○ F021B24A001 | ○ F021B34A001 | ○ F021B44A001 |
| ● F021B24A006 | ● F021B34A006 | ● F021B44A006 |
| ● F021B24A012 | ● F021B34A012 | ● F021B44A012 |
| ● F021B24A018 | ● F021B34A018 | ● F021B44A018 |
| ● F021B24A030 | ● F021B34A030 | ● F021B44A030 |
| ● F021B24A033 | ● F021B34A033 | ● F021B44A033 |

³Continuous Line I/O H2O Stop Fast Connect - Schema elettrico n.9 page 581 / Wiring diagram n.9 page 581

- | | | |
|---------------|---------------|---------------|
| 2700K | 3000K | 4000K |
| ○ F021C24A001 | ○ F021C34A001 | ○ F021C44A001 |
| ● F021C24A006 | ● F021C34A006 | ● F021C44A006 |
| ● F021C24A012 | ● F021C34A012 | ● F021C44A012 |
| ● F021C24A018 | ● F021C34A018 | ● F021C44A018 |
| ● F021C24A030 | ● F021C34A030 | ● F021C44A030 |
| ● F021C24A033 | ● F021C34A033 | ● F021C44A033 |

¹Standard - Schema elettrico n.7 page 581 / Wiring diagram n.7 page 581

- | | | |
|---------------|---------------|---------------|
| 2700K | 3000K | 4000K |
| ○ F021A28A001 | ○ F021A38A001 | ○ F021A48A001 |
| ● F021A28A006 | ● F021A38A006 | ● F021A48A006 |
| ● F021A28A012 | ● F021A38A012 | ● F021A48A012 |
| ● F021A28A018 | ● F021A38A018 | ● F021A48A018 |
| ● F021A28A030 | ● F021A38A030 | ● F021A48A030 |
| ● F021A28A033 | ● F021A38A033 | ● F021A48A033 |



²Quick Install I H2O Stop Fast Connect - Schema elettrico n.8 page 581 / Wiring diagram n.8 page 581

- | | | |
|---------------|---------------|---------------|
| 2700K | 3000K | 4000K |
| ○ F021B28A001 | ○ F021B38A001 | ○ F021B48A001 |
| ● F021B28A006 | ● F021B38A006 | ● F021B48A006 |
| ● F021B28A012 | ● F021B38A012 | ● F021B48A012 |
| ● F021B28A018 | ● F021B38A018 | ● F021B48A018 |
| ● F021B28A030 | ● F021B38A030 | ● F021B48A030 |
| ● F021B28A033 | ● F021B38A033 | ● F021B48A033 |

³Continuous Line I/O H2O Stop Fast Connect - Schema elettrico n.9 page 581 / Wiring diagram n.9 page 581

- | | | |
|---------------|---------------|---------------|
| 2700K | 3000K | 4000K |
| ○ F021C28A001 | ○ F021C38A001 | ○ F021C48A001 |
| ● F021C28A006 | ● F021C38A006 | ● F021C48A006 |
| ● F021C28A012 | ● F021C38A012 | ● F021C48A012 |
| ● F021C28A018 | ● F021C38A018 | ● F021C48A018 |
| ● F021C28A030 | ● F021C38A030 | ● F021C48A030 |
| ● F021C28A033 | ● F021C38A033 | ● F021C48A033 |

¹Standard Version: spezzone di cavo in uscita 1000 mm (accessori per collegamento da ordinare) / 1000 mm length prewired cable (connecting accessory to be separately ordered).

²Quick Install In H2O Stop Version: connettore H2O Stop Plug&Play preinstallato per connessione rapida (accessori per collegamento da ordinare) / Prewired H2O Stop Plug&Play connector for an easy/rapid connection (connecting accessory to be ordered separately).

³Continuous Line In/Out H2O Stop Version: connettori H2O Stop Plug&Play preinstallati per connessione in linea (accessori per collegamento da ordinare) / Prewired H2O Stop Plug&Play connectors for an easy in line connection (connecting accessory to be ordered separately).

1Standard - Schema elettrico n.7 page 581 / Wiring diagram n.7 page 581

2700K

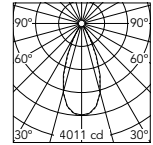
- F021A2DA001
- F021A2DA006
- F021A2DA012
- F021A2DA018
- F021A2DA030
- F021A2DA033

3000K

- F021A3DA001
- F021A3DA006
- F021A3DA012
- F021A3DA018
- F021A3DA030
- F021A3DA033

4000K

- F021A4DA001
- F021A4DA006
- F021A4DA012
- F021A4DA018
- F021A4DA030
- F021A4DA033



Beam Angle: 44°

	h(m)	E(lx)	D(m)
1	4011	0.81	
2	1003	1.63	
3	446	2.44	
4	251	3.26	
5	160	4.07	

@4000K

2Quick Install I H2O Stop Fast Connect - Schema elettrico n.8 page 581 / Wiring diagram n.8 page 581

2700K

- F021B2DA001
- F021B2DA006
- F021B2DA012
- F021B2DA018
- F021B2DA030
- F021B2DA033

3000K

- F021B3DA001
- F021B3DA006
- F021B3DA012
- F021B3DA018
- F021B3DA030
- F021B3DA033

4000K

- F021B4DA001
- F021B4DA006
- F021B4DA012
- F021B4DA018
- F021B4DA030
- F021B4DA033

3Continuous Line I/O H2O Stop Fast Connect - Schema elettrico n.9 page 581 / Wiring diagram n.9 page 581

2700K

- F021C2DA001
- F021C2DA006
- F021C2DA012
- F021C2DA018
- F021C2DA030
- F021C2DA033

3000K

- F021C3DA001
- F021C3DA006
- F021C3DA012
- F021C3DA018
- F021C3DA030
- F021C3DA033

4000K

- F021C4DA001
- F021C4DA006
- F021C4DA012
- F021C4DA018
- F021C4DA030
- F021C4DA033

1Standard - Schema elettrico n.7 page 581 / Wiring diagram n.7 page 581

2700K

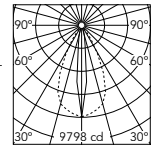
- F021A2HA001
- F021A2HA006
- F021A2HA012
- F021A2HA018
- F021A2HA030
- F021A2HA033

3000K

- F021A3HA001
- F021A3HA006
- F021A3HA012
- F021A3HA018
- F021A3HA030
- F021A3HA033

4000K

- F021A4HA001
- F021A4HA006
- F021A4HA012
- F021A4HA018
- F021A4HA030
- F021A4HA033



Beam Angle: 53°

	h(m)	E(lx)	D(m)
1	9798	0.22	
2	2450	0.44	
3	1089	0.66	
4	612	0.88	
5	392	1.10	

@4000K

2Quick Install I H2O Stop Fast Connect - Schema elettrico n.8 page 581 / Wiring diagram n.8 page 581

2700K

- F021B2HA001
- F021B2HA006
- F021B2HA012
- F021B2HA018
- F021B2HA030
- F021B2HA033

3000K

- F021B3HA001
- F021B3HA006
- F021B3HA012
- F021B3HA018
- F021B3HA030
- F021B3HA033

4000K

- F021B4HA001
- F021B4HA006
- F021B4HA012
- F021B4HA018
- F021B4HA030
- F021B4HA033

3Continuous Line I/O H2O Stop Fast Connect - Schema elettrico n.9 page 581 / Wiring diagram n.9 page 581

2700K

- F021C2HA001
- F021C2HA006
- F021C2HA012
- F021C2HA018
- F021C2HA030
- F021C2HA033

3000K

- F021C3HA001
- F021C3HA006
- F021C3HA012
- F021C3HA018
- F021C3HA030
- F021C3HA033

4000K

- F021C4HA001
- F021C4HA006
- F021C4HA012
- F021C4HA018
- F021C4HA030
- F021C4HA033

1Standard - Schema elettrico n.7 page 581 / Wiring diagram n.7 page 581

2700K

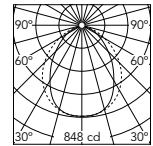
- F021A2MA001
- F021A2MA006
- F021A2MA012
- F021A2MA018
- F021A2MA030
- F021A2MA033

3000K

- F021A3MA001
- F021A3MA006
- F021A3MA012
- F021A3MA018
- F021A3MA030
- F021A3MA033

4000K

- F021A4MA001
- F021A4MA006
- F021A4MA012
- F021A4MA018
- F021A4MA030
- F021A4MA033



Beam Angle: 90°

	h(m)	E(lx)	D(m)
1	848	1.74	
2	212	3.49	
3	94	5.23	
4	53	6.98	
5	34	8.72	

@4000K

2Quick Install I H2O Stop Fast Connect - Schema elettrico n.8 page 581 / Wiring diagram n.8 page 581

2700K

- F021B2MA001
- F021B2MA006
- F021B2MA012
- F021B2MA018
- F021B2MA030
- F021B2MA033

3000K

- F021B3MA001
- F021B3MA006
- F021B3MA012
- F021B3MA018
- F021B3MA030
- F021B3MA033

4000K

- F021B4MA001
- F021B4MA006
- F021B4MA012
- F021B4MA018
- F021B4MA030
- F021B4MA033

3Continuous Line I/O H2O Stop Fast Connect - Schema elettrico n.9 page 581 / Wiring diagram n.9 page 581

2700K

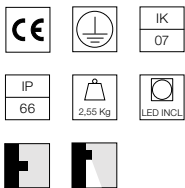
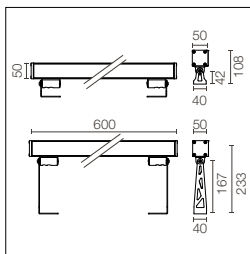
- F021C2MA001
- F021C2MA006
- F021C2MA012
- F021C2MA018
- F021C2MA030
- F021C2MA033

3000K

- F021C3MA001
- F021C3MA006
- F021C3MA012
- F021C3MA018
- F021C3MA030
- F021C3MA033

4000K

- F021C4MA001
- F021C4MA006
- F021C4MA012
- F021C4MA018
- F021C4MA030
- F021C4MA033



Alimentazione elettrica 120/240V integrata. Staffe di installazione da ordinare separatamente. Vetro trasparente extra chiaro, esclusa versione DIFFUSED con vetro sabbato. A richiesta versione SMART dimmerabile DALI (potenza 7W - flusso -50% lm). A richiesta versione dimmerabile 1-10V.

Integrated 120/240V power supply. Installation brackets, to be ordered separately. Extra clear transparent glass, excluding the DIFFUSE version with sandblasted glass. SMART dimmable DALI version available upon request (power 7W - flux -50% lm). 1-10V dimmable version upon request.

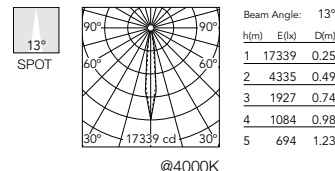
2200K disponibile su richiesta.

2200K available on request.

Power Led: 14,5W - 1669 lm ≠ *FIXT 1369 lm - 2700K/CRI 80 - 120-240V / 14,5W - 1729 lm ≠ *FIXT 1418 lm - 3000K/CRI 80 - 120-240V / 14,5W - 1788 lm ≠ *FIXT 1467 lm - 4000K/CRI 80 - 120-240V / *FIXT lm = Medium Optic

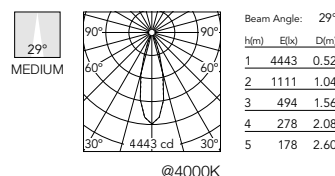
2Quick Install I H2O Stop Fast Connect - Schema elettrico n.10 page 582 / Wiring diagram n.10 page 582

- | | | |
|---------------|---------------|---------------|
| 2700K | 3000K | 4000K |
| ○ F021B22D001 | ○ F021B32D001 | ○ F021B42D001 |
| ● F021B22D006 | ● F021B32D006 | ● F021B42D006 |
| ● F021B22D012 | ● F021B32D012 | ● F021B42D012 |
| ● F021B22D018 | ● F021B32D018 | ● F021B42D018 |
| ● F021B22D030 | ● F021B32D030 | ● F021B42D030 |
| ● F021B22D033 | ● F021B32D033 | ● F021B42D033 |



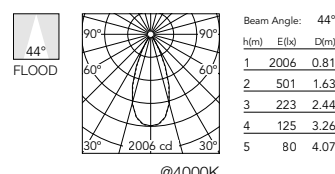
3Continuous Line I/O H2O Stop Fast Connect - Schema elettrico n.11 page 582 / Wiring diagram n.11 page 582

- | | | |
|---------------|---------------|---------------|
| 2700K | 3000K | 4000K |
| ○ F021C22D001 | ○ F021C32D001 | ○ F021C42D001 |
| ● F021C22D006 | ● F021C32D006 | ● F021C42D006 |
| ● F021C22D012 | ● F021C32D012 | ● F021C42D012 |
| ● F021C22D018 | ● F021C32D018 | ● F021C42D018 |
| ● F021C22D030 | ● F021C32D030 | ● F021C42D030 |
| ● F021C22D033 | ● F021C32D033 | ● F021C42D033 |



2Quick Install I H2O Stop Fast Connect - Schema elettrico n.10 page 582 / Wiring diagram n.10 page 582

- | | | |
|---------------|---------------|---------------|
| 2700K | 3000K | 4000K |
| ○ F021B26D001 | ○ F021B36D001 | ○ F021B46D001 |
| ● F021B26D006 | ● F021B36D006 | ● F021B46D006 |
| ● F021B26D012 | ● F021B36D012 | ● F021B46D012 |
| ● F021B26D018 | ● F021B36D018 | ● F021B46D018 |
| ● F021B26D030 | ● F021B36D030 | ● F021B46D030 |
| ● F021B26D033 | ● F021B36D033 | ● F021B46D033 |



3Continuous Line I/O H2O Stop Fast Connect - Schema elettrico n.11 page 582 / Wiring diagram n.11 page 582

- | | | |
|---------------|---------------|---------------|
| 2700K | 3000K | 4000K |
| ○ F021C26D001 | ○ F021C36D001 | ○ F021C46D001 |
| ● F021C26D006 | ● F021C36D006 | ● F021C46D006 |
| ● F021C26D012 | ● F021C36D012 | ● F021C46D012 |
| ● F021C26D018 | ● F021C36D018 | ● F021C46D018 |
| ● F021C26D030 | ● F021C36D030 | ● F021C46D030 |
| ● F021C26D033 | ● F021C36D033 | ● F021C46D033 |

2Quick Install I H2O Stop Fast Connect - Schema elettrico n.10 page 582 / Wiring diagram n.10 page 582

- | | | |
|---------------|---------------|---------------|
| 2700K | 3000K | 4000K |
| ○ F021B2BD001 | ○ F021B3BD001 | ○ F021B4BD001 |
| ● F021B2BD006 | ● F021B3BD006 | ● F021B4BD006 |
| ● F021B2BD012 | ● F021B3BD012 | ● F021B4BD012 |
| ● F021B2BD018 | ● F021B3BD018 | ● F021B4BD018 |
| ● F021B2BD030 | ● F021B3BD030 | ● F021B4BD030 |
| ● F021B2BD033 | ● F021B3BD033 | ● F021B4BD033 |

3Continuous Line I/O H2O Stop Fast Connect - Schema elettrico n.11 page 582 / Wiring diagram n.11 page 582

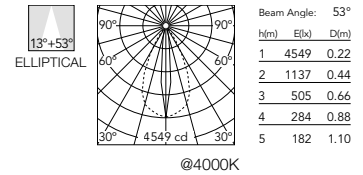
- | | | |
|---------------|---------------|---------------|
| 2700K | 3000K | 4000K |
| ○ F021C2BD001 | ○ F021C3BD001 | ○ F021C4BD001 |
| ● F021C2BD006 | ● F021C3BD006 | ● F021C4BD006 |
| ● F021C2BD012 | ● F021C3BD012 | ● F021C4BD012 |
| ● F021C2BD018 | ● F021C3BD018 | ● F021C4BD018 |
| ● F021C2BD030 | ● F021C3BD030 | ● F021C4BD030 |
| ● F021C2BD033 | ● F021C3BD033 | ● F021C4BD033 |

²Quick Install In H2O Stop Version: connettore H2O Stop Plug&Play preinstallato per connessione rapida (accessori per collegamento da ordinare) / Prewired H2O Stop Plug&Play connector for an easy/rapid connection (connecting accessory to be ordered separately).

³Continuous Line In/Out H2O Stop Version: connettori H2O Stop Plug&Play preinstallati per connessione in linea (accessori per collegamento da ordinare) / Prewired H2O Stop Plug&Play connectors for an easy in line connection (connecting accessory to be ordered separately).

Quick Install I H2O Stop Fast Connect - Schema elettrico n.10 page 582 / Wiring diagram n.10 page 582

- | | | |
|---------------|---------------|---------------|
| 2700K | 3000K | 4000K |
| ○ F021B2FD001 | ○ F021B3FD001 | ○ F021B4FD001 |
| ● F021B2FD006 | ● F021B3FD006 | ● F021B4FD006 |
| ● F021B2FD012 | ● F021B3FD012 | ● F021B4FD012 |
| ● F021B2FD018 | ● F021B3FD018 | ● F021B4FD018 |
| ● F021B2FD030 | ● F021B3FD030 | ● F021B4FD030 |
| ● F021B2FD033 | ● F021B3FD033 | ● F021B4FD033 |

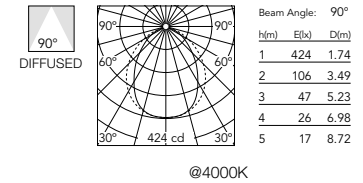


Continuous Line I/O H2O Stop Fast Connect - Schema elettrico n.11 page 582 / Wiring diagram n.11 page 582

- | | | |
|---------------|---------------|---------------|
| 2700K | 3000K | 4000K |
| ○ F021C2FD001 | ○ F021C3FD001 | ○ F021C4FD001 |
| ● F021C2FD006 | ● F021C3FD006 | ● F021C4FD006 |
| ● F021C2FD012 | ● F021C3FD012 | ● F021C4FD012 |
| ● F021C2FD018 | ● F021C3FD018 | ● F021C4FD018 |
| ● F021C2FD030 | ● F021C3FD030 | ● F021C4FD030 |
| ● F021C2FD033 | ● F021C3FD033 | ● F021C4FD033 |

Quick Install I H2O Stop Fast Connect - Schema elettrico n.10 page 582 / Wiring diagram n.10 page 582

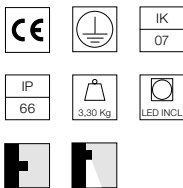
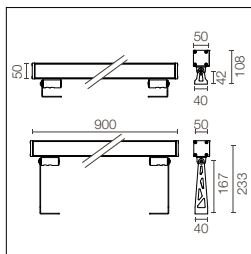
- | | | |
|---------------|---------------|---------------|
| 2700K | 3000K | 4000K |
| ○ F021B2KD001 | ○ F021B3KD001 | ○ F021B4KD001 |
| ● F021B2KD006 | ● F021B3KD006 | ● F021B4KD006 |
| ● F021B2KD012 | ● F021B3KD012 | ● F021B4KD012 |
| ● F021B2KD018 | ● F021B3KD018 | ● F021B4KD018 |
| ● F021B2KD030 | ● F021B3KD030 | ● F021B4KD030 |
| ● F021B2KD033 | ● F021B3KD033 | ● F021B4KD033 |



Continuous Line I/O H2O Stop Fast Connect - Schema elettrico n.11 page 582 / Wiring diagram n.11 page 582

- | | | |
|---------------|---------------|---------------|
| 2700K | 3000K | 4000K |
| ○ F021C2KD001 | ○ F021C3KD001 | ○ F021C4KD001 |
| ● F021C2KD006 | ● F021C3KD006 | ● F021C4KD006 |
| ● F021C2KD012 | ● F021C3KD012 | ● F021C4KD012 |
| ● F021C2KD018 | ● F021C3KD018 | ● F021C4KD018 |
| ● F021C2KD030 | ● F021C3KD030 | ● F021C4KD030 |
| ● F021C2KD033 | ● F021C3KD033 | ● F021C4KD033 |

Outgraze 50 L 900 - Dimmable DALI



Alimentazione elettrica 120/240V integrata. Staffe di installazione da ordinare separatamente. Vetro trasparente extra chiaro, esclusa versione DIFFUSED con vetro sabbato. A richiesta versione SMART dimmerabile DALI (potenza 11W - flusso -50% lm). A richiesta versione dimmerabile 1-10V.

Integrated 120/240V power supply. Installation brackets, to be ordered separately. Extra clear transparent glass, excluding the DIFFUSE version with sandblasted glass. SMART dimmable DALI version available upon request (power 11W - flux -50% lm). 1-10V dimmable version upon request.

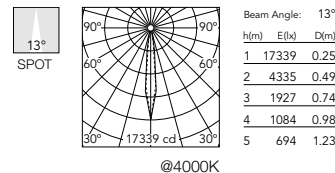
2200K disponibile su richiesta.

2200K available on request.

Power Led: 20W - 2504 lm ≠ *FIXT 2054 lm - 2700K/CRI 80 - 120-240V / 20W - 2593 lm ≠ *FIXT 2127 lm - 3000K/CRI 80 - 120-240V / 20W - 2683 lm ≠ *FIXT 2201 lm - 4000K/CRI 80 - 120-240V / *FIXT lm = Medium Optic

2Quick Install I H2O Stop Fast Connect - Schema elettrico n.10 page 582 / Wiring diagram n.10 page 582

- | | | |
|---------------|---------------|---------------|
| 2700K | 3000K | 4000K |
| ○ F021B23D001 | ○ F021B33D001 | ○ F021B43D001 |
| ● F021B23D006 | ● F021B33D006 | ● F021B43D006 |
| ● F021B23D012 | ● F021B33D012 | ● F021B43D012 |
| ● F021B23D018 | ● F021B33D018 | ● F021B43D018 |
| ● F021B23D030 | ● F021B33D030 | ● F021B43D030 |
| ● F021B23D033 | ● F021B33D033 | ● F021B43D033 |

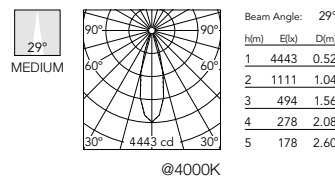


3Continuous Line I/O H2O Stop Fast Connect - Schema elettrico n.11 page 582 / Wiring diagram n.11 page 582

- | | | |
|---------------|---------------|---------------|
| 2700K | 3000K | 4000K |
| ○ F021C23D001 | ○ F021C33D001 | ○ F021C43D001 |
| ● F021C23D006 | ● F021C33D006 | ● F021C43D006 |
| ● F021C23D012 | ● F021C33D012 | ● F021C43D012 |
| ● F021C23D018 | ● F021C33D018 | ● F021C43D018 |
| ● F021C23D030 | ● F021C33D030 | ● F021C43D030 |
| ● F021C23D033 | ● F021C33D033 | ● F021C43D033 |

2Quick Install I H2O Stop Fast Connect - Schema elettrico n.10 page 582 / Wiring diagram n.10 page 582

- | | | |
|---------------|---------------|---------------|
| 2700K | 3000K | 4000K |
| ○ F021B27D001 | ○ F021B37D001 | ○ F021B47D001 |
| ● F021B27D006 | ● F021B37D006 | ● F021B47D006 |
| ● F021B27D012 | ● F021B37D012 | ● F021B47D012 |
| ● F021B27D018 | ● F021B37D018 | ● F021B47D018 |
| ● F021B27D030 | ● F021B37D030 | ● F021B47D030 |
| ● F021B27D033 | ● F021B37D033 | ● F021B47D033 |

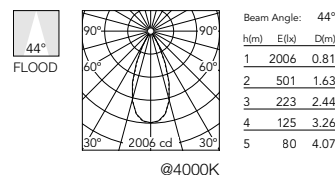


3Continuous Line I/O H2O Stop Fast Connect - Schema elettrico n.11 page 582 / Wiring diagram n.11 page 582

- | | | |
|---------------|---------------|---------------|
| 2700K | 3000K | 4000K |
| ○ F021C27D001 | ○ F021C37D001 | ○ F021C47D001 |
| ● F021C27D006 | ● F021C37D006 | ● F021C47D006 |
| ● F021C27D012 | ● F021C37D012 | ● F021C47D012 |
| ● F021C27D018 | ● F021C37D018 | ● F021C47D018 |
| ● F021C27D030 | ● F021C37D030 | ● F021C47D030 |
| ● F021C27D033 | ● F021C37D033 | ● F021C47D033 |

2Quick Install I H2O Stop Fast Connect - Schema elettrico n.10 page 582 / Wiring diagram n.10 page 582

- | | | |
|---------------|---------------|---------------|
| 2700K | 3000K | 4000K |
| ○ F021B2CD001 | ○ F021B3CD001 | ○ F021B4CD001 |
| ● F021B2CD006 | ● F021B3CD006 | ● F021B4CD006 |
| ● F021B2CD012 | ● F021B3CD012 | ● F021B4CD012 |
| ● F021B2CD018 | ● F021B3CD018 | ● F021B4CD018 |
| ● F021B2CD030 | ● F021B3CD030 | ● F021B4CD030 |
| ● F021B2CD033 | ● F021B3CD033 | ● F021B4CD033 |



3Continuous Line I/O H2O Stop Fast Connect - Schema elettrico n.11 page 582 / Wiring diagram n.11 page 582

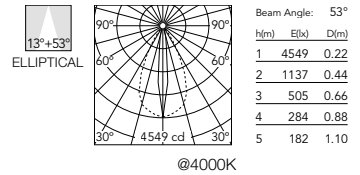
- | | | |
|---------------|---------------|---------------|
| 2700K | 3000K | 4000K |
| ○ F021C2CD001 | ○ F021C3CD001 | ○ F021C4CD001 |
| ● F021C2CD006 | ● F021C3CD006 | ● F021C4CD006 |
| ● F021C2CD012 | ● F021C3CD012 | ● F021C4CD012 |
| ● F021C2CD018 | ● F021C3CD018 | ● F021C4CD018 |
| ● F021C2CD030 | ● F021C3CD030 | ● F021C4CD030 |
| ● F021C2CD033 | ● F021C3CD033 | ● F021C4CD033 |

²Quick Install In H2O Stop Version: connettore H2O Stop Plug&Play preinstallato per connessione rapida (accessori per collegamento da ordinare) / Prewired H2O Stop Plug&Play connector for an easy/rapid connection (connecting accessory to be ordered separately).

³Continuous Line In/Out H2O Stop Version: connettori H2O Stop Plug&Play preinstallati per connessione in linea (accessori per collegamento da ordinare) / Prewired H2O Stop Plug&Play connectors for an easy in line connection (connecting accessory to be ordered separately).

Quick Install I H2O Stop Fast Connect - Schema elettrico n.10 page 582 / Wiring diagram n.10 page 582

- | | | |
|---------------|---------------|---------------|
| 2700K | 3000K | 4000K |
| ○ F021B2GD001 | ○ F021B3GD001 | ○ F021B4GD001 |
| ● F021B2GD006 | ● F021B3GD006 | ● F021B4GD006 |
| ● F021B2GD012 | ● F021B3GD012 | ● F021B4GD012 |
| ● F021B2GD018 | ● F021B3GD018 | ● F021B4GD018 |
| ● F021B2GD030 | ● F021B3GD030 | ● F021B4GD030 |
| ● F021B2GD033 | ● F021B3GD033 | ● F021B4GD033 |

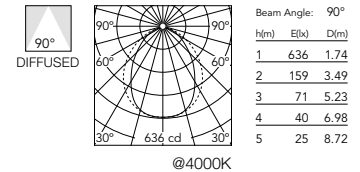


Continuous Line I/O H2O Stop Fast Connect - Schema elettrico n.11 page 582 / Wiring diagram n.11 page 582

- | | | |
|---------------|---------------|---------------|
| 2700K | 3000K | 4000K |
| ○ F021C2GD001 | ○ F021C3GD001 | ○ F021C4GD001 |
| ● F021C2GD006 | ● F021C3GD006 | ● F021C4GD006 |
| ● F021C2GD012 | ● F021C3GD012 | ● F021C4GD012 |
| ● F021C2GD018 | ● F021C3GD018 | ● F021C4GD018 |
| ● F021C2GD030 | ● F021C3GD030 | ● F021C4GD030 |
| ● F021C2GD033 | ● F021C3GD033 | ● F021C4GD033 |

Quick Install I H2O Stop Fast Connect - Schema elettrico n.10 page 582 / Wiring diagram n.10 page 582

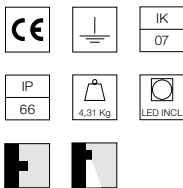
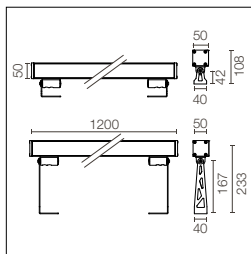
- | | | |
|---------------|---------------|---------------|
| 2700K | 3000K | 4000K |
| ○ F021B2LD001 | ○ F021B3LD001 | ○ F021B4LD001 |
| ● F021B2LD006 | ● F021B3LD006 | ● F021B4LD006 |
| ● F021B2LD012 | ● F021B3LD012 | ● F021B4LD012 |
| ● F021B2LD018 | ● F021B3LD018 | ● F021B4LD018 |
| ● F021B2LD030 | ● F021B3LD030 | ● F021B4LD030 |
| ● F021B2LD033 | ● F021B3LD033 | ● F021B4LD033 |



Continuous Line I/O H2O Stop Fast Connect - Schema elettrico n.11 page 582 / Wiring diagram n.11 page 582

- | | | |
|---------------|---------------|---------------|
| 2700K | 3000K | 4000K |
| ○ F021C2LD001 | ○ F021C3LD001 | ○ F021C4LD001 |
| ● F021C2LD006 | ● F021C3LD006 | ● F021C4LD006 |
| ● F021C2LD012 | ● F021C3LD012 | ● F021C4LD012 |
| ● F021C2LD018 | ● F021C3LD018 | ● F021C4LD018 |
| ● F021C2LD030 | ● F021C3LD030 | ● F021C4LD030 |
| ● F021C2LD033 | ● F021C3LD033 | ● F021C4LD033 |

Outgraze 50 L 1200 - Dimmable DALI



Alimentazione elettrica 120/240V integrata. Staffe di installazione da ordinare separatamente. Vetro trasparente extra chiaro, esclusa versione DIFFUSED con vetro sabbato. A richiesta versione SMART dimmerabile DALI (potenza 14W - flusso -50% lm). A richiesta versione dimmerabile 1-10V.

Integrated 120/240V power supply. Installation brackets, to be ordered separately. Extra clear transparent glass, excluding the DIFFUSE version with sandblasted glass. SMART dimmable DALI version available upon request (power 14W - flux -50% lm). 1-10V dimmable version upon request.

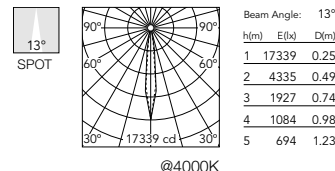
2200K disponibile su richiesta.

2200K available on request.

Power Led: 27W - 3338 lm ≠ *FIXT 2739 lm - 2700K/CRI 80 - 120-240V / 27W - 3458 lm ≠ *FIXT 2836 lm - 3000K/CRI 80 - 120-240 / 27W - 3577 lm ≠ *FIXT 2934 lm - 4000K/CRI 80 -120-240V
 *FIXT lm = Medium Optic

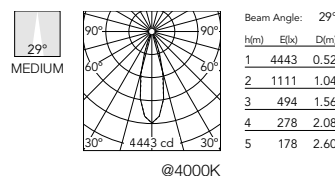
²Quick Install I H2O Stop Fast Connect - Schema elettrico n.10 page 582 / Wiring diagram n.10 page 582

- | | | |
|---------------|---------------|---------------|
| 2700K | 3000K | 4000K |
| ○ F021B24D001 | ○ F021B34D001 | ○ F021B44D001 |
| ● F021B24D006 | ● F021B34D006 | ● F021B44D006 |
| ● F021B24D012 | ● F021B34D012 | ● F021B44D012 |
| ● F021B24D018 | ● F021B34D018 | ● F021B44D018 |
| ● F021B24D030 | ● F021B34D030 | ● F021B44D030 |
| ● F021B24D033 | ● F021B34D033 | ● F021B44D033 |



³Continuous Line I/O H2O Stop Fast Connect - Schema elettrico n.11 page 582 / Wiring diagram n.11 page 582

- | | | |
|---------------|---------------|---------------|
| 2700K | 3000K | 4000K |
| ○ F021C24D001 | ○ F021C34D001 | ○ F021C44D001 |
| ● F021C24D006 | ● F021C34D006 | ● F021C44D006 |
| ● F021C24D012 | ● F021C34D012 | ● F021C44D012 |
| ● F021C24D018 | ● F021C34D018 | ● F021C44D018 |
| ● F021C24D030 | ● F021C34D030 | ● F021C44D030 |
| ● F021C24D033 | ● F021C34D033 | ● F021C44D033 |

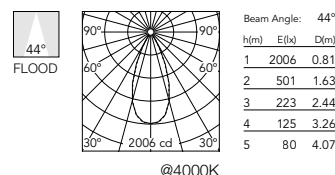


³Continuous Line I/O H2O Stop Fast Connect - Schema elettrico n.11 page 582 / Wiring diagram n.11 page 582

- | | | |
|---------------|---------------|---------------|
| 2700K | 3000K | 4000K |
| ○ F021C28D001 | ○ F021C38D001 | ○ F021C48D001 |
| ● F021C28D006 | ● F021C38D006 | ● F021C48D006 |
| ● F021C28D012 | ● F021C38D012 | ● F021C48D012 |
| ● F021C28D018 | ● F021C38D018 | ● F021C48D018 |
| ● F021C28D030 | ● F021C38D030 | ● F021C48D030 |
| ● F021C28D033 | ● F021C38D033 | ● F021C48D033 |

²Quick Install I H2O Stop Fast Connect - Schema elettrico n.10 page 582 / Wiring diagram n.10 page 582

- | | | |
|---------------|---------------|---------------|
| 2700K | 3000K | 4000K |
| ○ F021B2DD001 | ○ F021B3DD001 | ○ F021B4DD001 |
| ● F021B2DD006 | ● F021B3DD006 | ● F021B4DD006 |
| ● F021B2DD012 | ● F021B3DD012 | ● F021B4DD012 |
| ● F021B2DD018 | ● F021B3DD018 | ● F021B4DD018 |
| ● F021B2DD030 | ● F021B3DD030 | ● F021B4DD030 |
| ● F021B2DD033 | ● F021B3DD033 | ● F021B4DD033 |



³Continuous Line I/O H2O Stop Fast Connect - Schema elettrico n.11 page 582 / Wiring diagram n.11 page 582

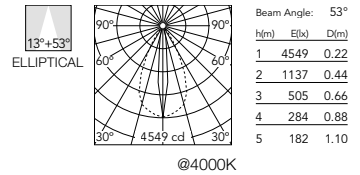
- | | | |
|---------------|---------------|---------------|
| 2700K | 3000K | 4000K |
| ○ F021C2DD001 | ○ F021C3DD001 | ○ F021C4DD001 |
| ● F021C2DD006 | ● F021C3DD006 | ● F021C4DD006 |
| ● F021C2DD012 | ● F021C3DD012 | ● F021C4DD012 |
| ● F021C2DD018 | ● F021C3DD018 | ● F021C4DD018 |
| ● F021C2DD030 | ● F021C3DD030 | ● F021C4DD030 |
| ● F021C2DD033 | ● F021C3DD033 | ● F021C4DD033 |

²Quick Install In H2O Stop Version: connettore H2O Stop Plug&Play preinstallato per connessione rapida (accessori per collegamento da ordinare) / Prewired H2O Stop Plug&Play connector for an easy/rapid connection (connecting accessory to be ordered separately).

³Continuous Line In/Out H2O Stop Version: connettori H2O Stop Plug&Play preinstallati per connessione in linea (accessori per collegamento da ordinare) / Prewired H2O Stop Plug&Play connectors for an easy in line connection (connecting accessory to be ordered separately).

Quick Install I H2O Stop Fast Connect - Schema elettrico n.10 page 582 / Wiring diagram n.10 page 582

- | | | |
|---------------|---------------|---------------|
| 2700K | 3000K | 4000K |
| ○ F021B2HD001 | ○ F021B3HD001 | ○ F021B4HD001 |
| ● F021B2HD006 | ● F021B3HD006 | ● F021B4HD006 |
| ● F021B2HD012 | ● F021B3HD012 | ● F021B4HD012 |
| ● F021B2HD018 | ● F021B3HD018 | ● F021B4HD018 |
| ● F021B2HD030 | ● F021B3HD030 | ● F021B4HD030 |
| ● F021B2HD033 | ● F021B3HD033 | ● F021B4HD033 |

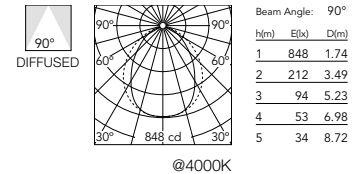


Continuous Line I/O H2O Stop Fast Connect - Schema elettrico n.11 page 582 / Wiring diagram n.11 page 582

- | | | |
|---------------|---------------|---------------|
| 2700K | 3000K | 4000K |
| ○ F021C2HD001 | ○ F021C3HD001 | ○ F021C4HD001 |
| ● F021C2HD006 | ● F021C3HD006 | ● F021C4HD006 |
| ● F021C2HD012 | ● F021C3HD012 | ● F021C4HD012 |
| ● F021C2HD018 | ● F021C3HD018 | ● F021C4HD018 |
| ● F021C2HD030 | ● F021C3HD030 | ● F021C4HD030 |
| ● F021C2HD033 | ● F021C3HD033 | ● F021C4HD033 |

Quick Install I H2O Stop Fast Connect - Schema elettrico n.10 page 582 / Wiring diagram n.10 page 582

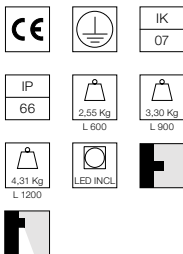
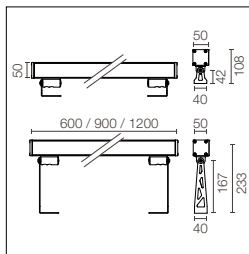
- | | | |
|---------------|---------------|---------------|
| 2700K | 3000K | 4000K |
| ○ F021B2MD001 | ○ F021B3MD001 | ○ F021B4MD001 |
| ● F021B2MD006 | ● F021B3MD006 | ● F021B4MD006 |
| ● F021B2MD012 | ● F021B3MD012 | ● F021B4MD012 |
| ● F021B2MD018 | ● F021B3MD018 | ● F021B4MD018 |
| ● F021B2MD030 | ● F021B3MD030 | ● F021B4MD030 |
| ● F021B2MD033 | ● F021B3MD033 | ● F021B4MD033 |



Continuous Line I/O H2O Stop Fast Connect - Schema elettrico n.11 page 582 / Wiring diagram n.11 page 582

- | | | |
|---------------|---------------|---------------|
| 2700K | 3000K | 4000K |
| ○ F021C2MD001 | ○ F021C3MD001 | ○ F021C4MD001 |
| ● F021C2MD006 | ● F021C3MD006 | ● F021C4MD006 |
| ● F021C2MD012 | ● F021C3MD012 | ● F021C4MD012 |
| ● F021C2MD018 | ● F021C3MD018 | ● F021C4MD018 |
| ● F021C2MD030 | ● F021C3MD030 | ● F021C4MD030 |
| ● F021C2MD033 | ● F021C3MD033 | ● F021C4MD033 |

Outgraze 50 - RGB



Alimentazione elettrica 120/240V e interfaccia DMX-RDM integrata. Staffe di installazione da ordinare separatamente. Vetro sabbato.

Integrated 120/240V power supply and DMX-RDM interface. Installation brackets, to be ordered separately. Sandblasted glass.

Power Led: L600: 26W - 120-240V - DMX-RDM interface / L900: 37W - 120-240V - DMX-RDM interface / L1200: 48W - 120-240V - DMX-RDM interface

Schema elettrico n.12 page 582 / Wiring diagram n.12 page 582

L 600

- F021MRKJ001
- F021MRKJ006
- F021MRKJ012
- F021MRKJ018
- F021MRKJ030
- F021MRKJ033

L 900

- F021MRLJ001
- F021MRLJ006
- F021MRLJ012
- F021MRLJ018
- F021MRLJ030
- F021MRLJ033

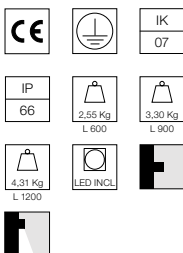
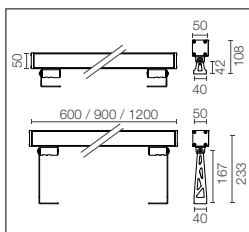
L 1200

- F021MRMJ001
- F021MRMJ006
- F021MRMJ012
- F021MRMJ018
- F021MRMJ030
- F021MRMJ033



Photometric data on request.

Outgraze 50 - RGBW



Alimentazione elettrica 120/240V e interfaccia DMX-RDM integrata. Staffe di installazione da ordinare separatamente. Vetro sabbato.

Integrated 120/240V power supply and DMX-RDM interface. Installation brackets, to be ordered separately. Sandblasted glass.

Power Led: L600: 24W - 120-240V - DMX-RDM interface / L900: 33W - 120-240V - DMX-RDM interface / L1200: 43W 120-240V - DMX-RDM interface

Schema elettrico n.12 page 582 / Wiring diagram n.12 page 582

L 600

- F021MWKJ001
- F021MWKJ006
- F021MWKJ012
- F021MWKJ018
- F021MWKJ030
- F021MWKJ033

L 900

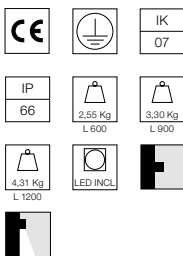
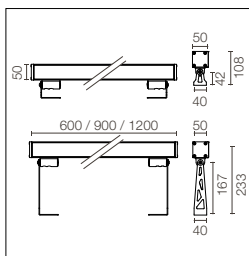
- F021MWLJ001
- F021MWLJ006
- F021MWLJ012
- F021MWLJ018
- F021MWLJ030
- F021MWLJ033

L 1200

- F021MWMJ001
- F021MWMJ006
- F021MWMJ012
- F021MWMJ018
- F021MWMJ030
- F021MWMJ033



Photometric data on request.



Alimentazione elettrica
120/240V DALI integrata. Staffe
di installazione da ordinare
separatamente.
Vetro sabbato.

120/240V DALI integrated
power supply. Installation
brackets, to be ordered
separately.
Sandblasted glass.

Power Led: L600: 13W - 1413 lm ≠ FIXT 722 lm - 2700K/CRI 80 - 120-240V / L900: 18,5W - 1669 lm ≠ FIXT 1082 lm - 2700K/CRI 80 - 120-240V / L1200: 23W - 2826 lm ≠ FIXT 1443 lm - 2700K/CRI 80 - 120-240V

Quick Install I H2O Stop Fast Connect - Schema elettrico n.10 page 582 / Wiring diagram n.10 page 582

L 600

- F021PTKD001
- F021PTKD006
- F021PTKD012
- F021PTKD018
- F021PTKD030
- F021PTKD033

Continuous Line I/O H2O Stop Fast Connect - Schema elettrico n.11 page 582 / Wiring diagram n.11 page 582

L 600

- F021QTKD001
- F021QTKD006
- F021QTKD012
- F021QTKD018
- F021QTKD030
- F021QTKD033

Quick Install I H2O Stop Fast Connect - Schema elettrico n.10 page 582 / Wiring diagram n.10 page 582

L 900

- F021PTLD001
- F021PTLD006
- F021PTLD012
- F021PTLD018
- F021PTLD030
- F021PTLD033

Continuous Line I/O H2O Stop Fast Connect - Schema elettrico n.11 page 582 / Wiring diagram n.11 page 582

L 900

- F021QTLD001
- F021QTLD006
- F021QTLD012
- F021QTLD018
- F021QTLD030
- F021QTLD033

Quick Install I H2O Stop Fast Connect - Schema elettrico n.10 page 582 / Wiring diagram n.10 page 582

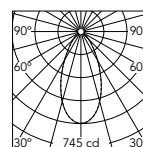
L 1200

- F021PTMD001
- F021PTMD006
- F021PTMD012
- F021PTMD018
- F021PTMD030
- F021PTMD033

Continuous Line I/O H2O Stop Fast Connect - Schema elettrico n.11 page 582 / Wiring diagram n.11 page 582

L 1200

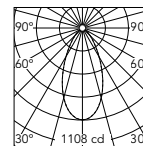
- F021QTMD001
- F021QTMD006
- F021QTMD012
- F021QTMD018
- F021QTMD030
- F021QTMD033



Beam Angle: 50°

h(m)	E(lx)	D(m)
1	745	0.94
2	186	1.88
3	83	2.82
4	47	3.77
5	30	4.71

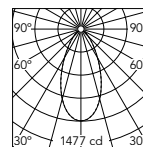
@4000K



Beam Angle: 50°

h(m)	E(lx)	D(m)
1	1108	0.94
2	277	1.88
3	123	2.82
4	69	3.77
5	44	4.71

@4000K



Beam Angle: 50°

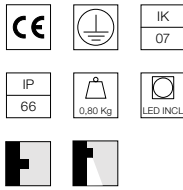
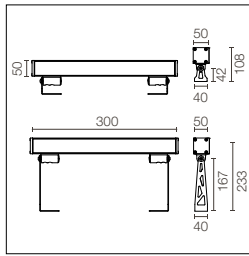
h(m)	E(lx)	D(m)
1	1477	0.94
2	369	1.88
3	164	2.82
4	92	3.77
5	59	4.71

@4000K

²Quick Install In H2O Stop Version: connettore H2O Stop Plug&Play preinstallato per connessione rapida (accessori per collegamento da ordinare) / Prewired H2O Stop Plug&Play connector for an easy/rapid connection (connecting accessory to be ordered separately).

³Continuous Line In/Out H2O Stop Version: connettori H2O Stop Plug&Play preinstallati per connessione in linea (accessori per collegamento da ordinare) / Prewired H2O Stop Plug&Play connectors for an easy in line connection (connecting accessory to be ordered separately).

Outgraze 50 Easy L 300 - Non Dimmable



Alimentazione elettrica 220/240V integrata. Staffe di installazione da ordinare separatamente. Vetro sabbato.

Integrated 220/240V power supply. Installation brackets, to be ordered separately. Sandblasted glass.

Mid-power Led: 8W - 806 lm \neq FIXT 310 lm - 2700K/CRI 80 - 220-240V / 8W - 876 lm \neq FIXT 337 lm - 3000K/CRI 80 - 220-240V / 8W - 946 lm \neq FIXT 364 lm - 4000K/CRI 80 - 220-240V

¹Standard - Schema elettrico n.7 page 581 / Wiring diagram n.7 page 581

2700K

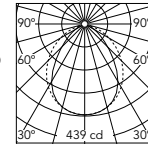
- F021G2JA001
- F021G2JA006
- F021G2JA012
- F021G2JA018
- F021G2JA030
- F021G2JA033

3000K

- F021G3JA001
- F021G3JA006
- F021G3JA012
- F021G3JA018
- F021G3JA030
- F021G3JA033

4000K

- F021G4JA001
- F021G4JA006
- F021G4JA012
- F021G4JA018
- F021G4JA030
- F021G4JA033



@4000K

Beam Angle: 90°

	h(m)	E(lx)	D(m)
1	439	1.67	
2	110	3.34	
3	49	5.00	
4	27	6.67	
5	18	8.34	

²Quick Install I H2O Stop Fast Connect - Schema elettrico n.8 page 581 / Wiring diagram n.8 page 581

2700K

- F021H2JA001
- F021H2JA006
- F021H2JA012
- F021H2JA018
- F021H2JA030
- F021H2JA033

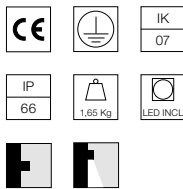
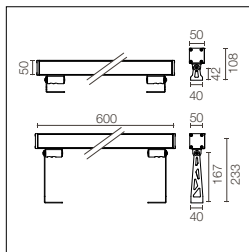
3000K

- F021H3JA001
- F021H3JA006
- F021H3JA012
- F021H3JA018
- F021H3JA030
- F021H3JA033

4000K

- F021H4JA001
- F021H4JA006
- F021H4JA012
- F021H4JA018
- F021H4JA030
- F021H4JA033

Outgraze 50 Easy L 600 - Non Dimmable



Alimentazione elettrica 220/240V integrata. Staffe di installazione da ordinare separatamente. Vetro sabbato.

Integrated 220/240V power supply. Installation brackets, to be ordered separately. Sandblasted glass.

Mid-power Led: 14,5W - 1612 lm \neq FIXT 620 lm - 2700K/CRI 80 - 220-240V / 14,5W - 1752 lm \neq FIXT 674 lm - 3000K/CRI 80 - 220-240V / 14,5W - 1892 lm \neq FIXT 728 lm - 4000K/CRI 80 - 220-240V

¹Standard - Schema elettrico n.7 page 581 / Wiring diagram n.7 page 581

2700K

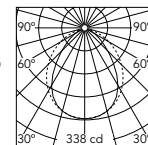
- F021G2KA001
- F021G2KA006
- F021G2KA012
- F021G2KA018
- F021G2KA030
- F021G2KA033

3000K

- F021G3KA001
- F021G3KA006
- F021G3KA012
- F021G3KA018
- F021G3KA030
- F021G3KA033

4000K

- F021G4KA001
- F021G4KA006
- F021G4KA012
- F021G4KA018
- F021G4KA030
- F021G4KA033



@4000K

Beam Angle: 90°

	h(m)	E(lx)	D(m)
1	338	1.67	
2	85	3.34	
3	38	5.00	
4	21	6.67	
5	14	8.34	

²Quick Install I H2O Stop Fast Connect - Schema elettrico n.8 page 581 / Wiring diagram n.8 page 581

2700K

- F021H2KA001
- F021H2KA006
- F021H2KA012
- F021H2KA018
- F021H2KA030
- F021H2KA033

3000K

- F021H3KA001
- F021H3KA006
- F021H3KA012
- F021H3KA018
- F021H3KA030
- F021H3KA033

4000K

- F021H4KA001
- F021H4KA006
- F021H4KA012
- F021H4KA018
- F021H4KA030
- F021H4KA033

³Continuous Line I/O H2O Stop Fast Connect - Schema elettrico n.9 page 581 / Wiring diagram n.9 page 581

2700K

- F021J2KA001
- F021J2KA006
- F021J2KA012
- F021J2KA018
- F021J2KA030
- F021J2KA033

3000K

- F021J3KA001
- F021J3KA006
- F021J3KA012
- F021J3KA018
- F021J3KA030
- F021J3KA033

4000K

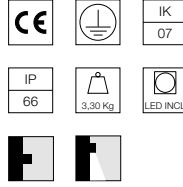
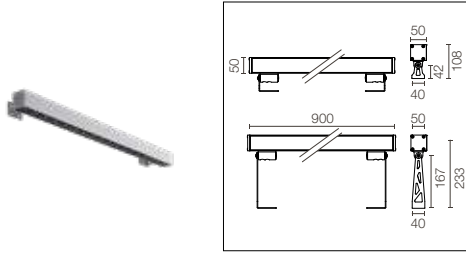
- F021J4KA001
- F021J4KA006
- F021J4KA012
- F021J4KA018
- F021J4KA030
- F021J4KA033

¹Standard Version: spezzone di cavo in uscita 1000 mm (accessori per collegamento da ordinare) / 1000 mm lenght prewired cable (connecting accessory to be separately ordered).

²Quick Install In H2O Stop Version: connettore H2O Stop Plug&Play preinstallato per connessione rapida (accessori per collegamento da ordinare) / Prewired H2O Stop Plug&Play connector for an easy/rapid connection (connecting accessory to be ordered separately).

³Continuous Line In/Out H2O Stop Version: connettori H2O Stop Plug&Play preinstallati per connessione in linea (accessori per collegamento da ordinare) / Prewired H2O Stop Plug&Play connectors for an easy in line connection (connecting accessory to be ordered separately).

Outgraze 50 Easy L 900 - Non Dimmable



Alimentazione elettrica 220/240V integrata. Staffe di installazione da ordinare separatamente. Vetro sabbato.

Integrated 220/240V power supply. Installation brackets, to be ordered separately. Sandblasted glass.

Mid-power Led: 20W - 2418 lm \neq FIXT 930 lm - 2700K/CRI 80 - 220-240V / 20W - 2628 lm \neq FIXT 1011 lm - 3000K/CRI 80 - 220-240V / 20W - 2839 lm \neq FIXT 1092 lm - 4000K/CRI 80 - 220-240V

¹**Standard** - Schema elettrico n.7 page 581 / Wiring diagram n.7 page 581

2700K

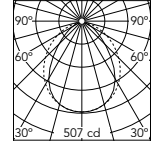
- F021G2LA001
- F021G2LA006
- F021G2LA012
- F021G2LA018
- F021G2LA030
- F021G2LA033

3000K

- F021G3LA001
- F021G3LA006
- F021G3LA012
- F021G3LA018
- F021G3LA030
- F021G3LA033

4000K

- F021G4LA001
- F021G4LA006
- F021G4LA012
- F021G4LA018
- F021G4LA030
- F021G4LA033



Beam Angle: 90°

h(m) E(b) D(m)

1 507 1.67

2 127 3.34

3 56 5.00

4 32 6.67

5 20 8.34

@4000K

²**Quick Install I H2O Stop Fast Connect** - Schema elettrico n.8 page 581 / Wiring diagram n.8 page 581

2700K

- F021H2LA001
- F021H2LA006
- F021H2LA012
- F021H2LA018
- F021H2LA030
- F021H2LA033

3000K

- F021H3LA001
- F021H3LA006
- F021H3LA012
- F021H3LA018
- F021H3LA030
- F021H3LA033

4000K

- F021H4LA001
- F021H4LA006
- F021H4LA012
- F021H4LA018
- F021H4LA030
- F021H4LA033

³**Continuous Line I/O H2O Stop Fast Connect** - Schema elettrico n.9 page 581 / Wiring diagram n.9 page 581

2700K

- F021J2LA001
- F021J2LA006
- F021J2LA012
- F021J2LA018
- F021J2LA030
- F021J2LA033

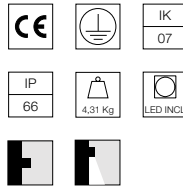
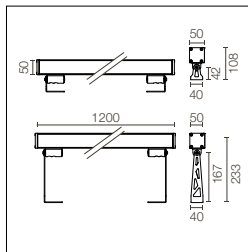
3000K

- F021J3LA001
- F021J3LA006
- F021J3LA012
- F021J3LA018
- F021J3LA030
- F021J3LA033

4000K

- F021J4LA001
- F021J4LA006
- F021J4LA012
- F021J4LA018
- F021J4LA030
- F021J4LA033

Outgraze 50 Easy L 1200 - Non Dimmable



Alimentazione elettrica 220/240V integrata. Staffe di installazione da ordinare separatamente. Vetro sabbato.

Integrated 220/240V power supply. Installation brackets, to be ordered separately. Sandblasted glass.

Mid-power Led: 27W - 3224 lm \neq FIXT 1240 lm - 2700K/CRI 80 - 220-240V / 27W - 3505 lm \neq FIXT 1348 lm - 3000K/CRI 80 - 220-240V / 27W - 3785 lm \neq FIXT 1456 lm - 4000K/CRI 80 - 220-240V

¹**Standard** - Schema elettrico n.7 page 581 / Wiring diagram n.7 page 581

2700K

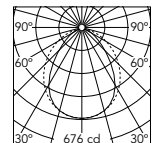
- F021G2MA001
- F021G2MA006
- F021G2MA012
- F021G2MA018
- F021G2MA030
- F021G2MA033

3000K

- F021G3MA001
- F021G3MA006
- F021G3MA012
- F021G3MA018
- F021G3MA030
- F021G3MA033

4000K

- F021G4MA001
- F021G4MA006
- F021G4MA012
- F021G4MA018
- F021G4MA030
- F021G4MA033



Beam Angle: 90°

h(m) E(b) D(m)

1 676 1.67

2 169 3.34

3 75 5.00

4 42 6.67

5 27 8.34

@4000K

²**Quick Install I H2O Stop Fast Connect** - Schema elettrico n.8 page 581 / Wiring diagram n.8 page 581

2700K

- F021H2MA001
- F021H2MA006
- F021H2MA012
- F021H2MA018
- F021H2MA030
- F021H2MA033

3000K

- F021H3MA001
- F021H3MA006
- F021H3MA012
- F021H3MA018
- F021H3MA030
- F021H3MA033

4000K

- F021H4MA001
- F021H4MA006
- F021H4MA012
- F021H4MA018
- F021H4MA030
- F021H4MA033

³**Continuous Line I/O H2O Stop Fast Connect** - Schema elettrico n.9 page 581 / Wiring diagram n.9 page 581

2700K

- F021J2MA001
- F021J2MA006
- F021J2MA012
- F021J2MA018
- F021J2MA030
- F021J2MA033

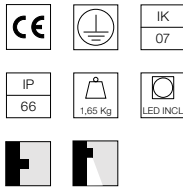
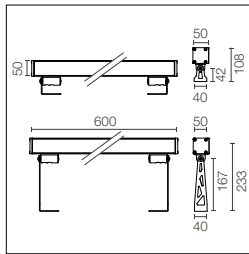
3000K

- F021J3MA001
- F021J3MA006
- F021J3MA012
- F021J3MA018
- F021J3MA030
- F021J3MA033

4000K

- F021J4MA001
- F021J4MA006
- F021J4MA012
- F021J4MA018
- F021J4MA030
- F021J4MA033

Outgraze 50 Easy L 600 - Dimmable DALI



Alimentazione elettrica 120/240V integrata. Staffe di installazione da ordinare separatamente.
Vetro sabbato.

Integrated 120/240V power supply. Installation brackets, to be ordered separately.
Sandblasted glass.

Mid-power Led: 14,5W - 1440 lm ≠ FIXT 1106 lm - 2700K/CRI 80 - 120-240V / 14,5W - 1560 lm ≠ FIXT 1198 lm - 3000K/CRI 80 - 120-240V / 14,5W - 1680 lm ≠ FIXT 1290 lm - 4000K/CRI 80 - 120-240V

2Quick Install I H2O Stop Fast Connect - Schema elettrico n.10 page 582 / Wiring diagram n.10 page 582

2700K

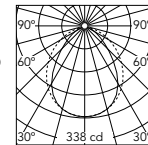
- F021G2KD001
- F021G2KD006
- F021G2KD012
- F021G2KD018
- F021G2KD030
- F021G2KD033

3000K

- F021G3KD001
- F021G3KD006
- F021G3KD012
- F021G3KD018
- F021G3KD030
- F021G3KD033

4000K

- F021G4KD001
- F021G4KD006
- F021G4KD012
- F021G4KD018
- F021G4KD030
- F021G4KD033



Beam Angle: 90°

h(m)	E(lx)	D(m)
1	338	1.67
2	85	3.34
3	38	5.00
4	21	6.67
5	14	8.34

@4000K

3Continuous Line I/O H2O Stop Fast Connect - Schema elettrico n.11 page 582 / Wiring diagram n.11 page 582

2700K

- F021J2KD001
- F021J2KD006
- F021J2KD012
- F021J2KD018
- F021J2KD030
- F021J2KD033

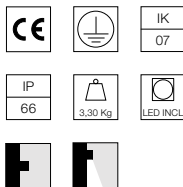
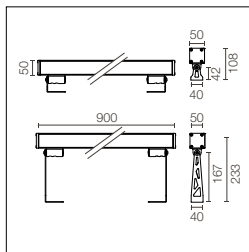
3000K

- F021J3KD001
- F021J3KD006
- F021J3KD012
- F021J3KD018
- F021J3KD030
- F021J3KD033

4000K

- F021J4KD001
- F021J4KD006
- F021J4KD012
- F021J4KD018
- F021J4KD030
- F021J4KD033

Outgraze 50 Easy L 900 - Dimmable DALI



Alimentazione elettrica 120/240V integrata. Staffe di installazione da ordinare separatamente.
Vetro sabbato.

Integrated 120/240V power supply. Installation brackets, to be ordered separately.
Sandblasted glass.

Mid-power Led: 20W - 2418 lm ≠ FIXT 930 lm - 2700K/CRI 80 - 120-240V / 20W - 2628 lm ≠ FIXT 1011 lm - 3000K/CRI 80 - 120-240V / 20W - 2839 lm ≠ FIXT 1092 lm - 4000K/CRI 80 - 120-240V

2Quick Install I H2O Stop Fast Connect - Schema elettrico n.10 page 582 / Wiring diagram n.10 page 582

2700K

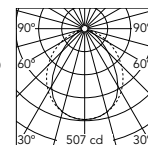
- F021G2LD001
- F021G2LD006
- F021G2LD012
- F021G2LD018
- F021G2LD030
- F021G2LD033

3000K

- F021G3LD001
- F021G3LD006
- F021G3LD012
- F021G3LD018
- F021G3LD030
- F021G3LD033

4000K

- F021G4LD001
- F021G4LD006
- F021G4LD012
- F021G4LD018
- F021G4LD030
- F021G4LD033



Beam Angle: 90°

h(m)	E(lx)	D(m)
1	507	1.67
2	127	3.34
3	56	5.00
4	32	6.67
5	20	8.34

@4000K

3Continuous Line I/O H2O Stop Fast Connect - Schema elettrico n.11 page 582 / Wiring diagram n.11 page 582

2700K

- F021J2LD001
- F021J2LD006
- F021J2LD012
- F021J2LD018
- F021J2LD030
- F021J2LD033

3000K

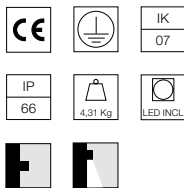
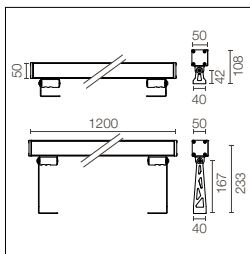
- F021J3LD001
- F021J3LD006
- F021J3LD012
- F021J3LD018
- F021J3LD030
- F021J3LD033

4000K

- F021J4LD001
- F021J4LD006
- F021J4LD012
- F021J4LD018
- F021J4LD030
- F021J4LD033

²Quick Install In H2O Stop Version: connettore H2O Stop Plug&Play preinstallato per connessione rapida (accessori per collegamento da ordinare) / Prewired H2O Stop Plug&Play connector for an easy/rapid connection (connecting accessory to be ordered separately).

³Continuous Line In/Out H2O Stop Version: connettori H2O Stop Plug&Play preinstallati per connessione in linea (accessori per collegamento da ordinare) / Prewired H2O Stop Plug&Play connectors for an easy in line connection (connecting accessory to be ordered separately).



Alimentazione elettrica 120/240V integrata. Staffe di installazione da ordinare separatamente. Vetro sabbiato.

Integrated 120/240V power supply. Installation brackets, to be ordered separately. Sandblasted glass.

Power Led: 27W - 3224 lm ≠ FIXT 1240 lm - 2700K/CRI 80 - 120-240V / 27W - 3505 lm ≠ FIXT 1348 lm - 3000K/CRI 80 - 120-240V / 27W - 3785 lm ≠ FIXT 1456 lm - 4000K/CRI 80 -120-240V

²**Quick Install I H2O Stop Fast Connect** - Schema elettrico n.10 page 582 / Wiring diagram n.10 page 582

2700K

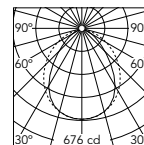
- F021G2MD001
- F021G2MD006
- F021G2MD012
- F021G2MD018
- F021G2MD030
- F021G2MD033

3000K

- F021G3MD001
- F021G3MD006
- F021G3MD012
- F021G3MD018
- F021G3MD030
- F021G3MD033

4000K

- F021G4MD001
- F021G4MD006
- F021G4MD012
- F021G4MD018
- F021G4MD030
- F021G4MD033



Beam Angle:	90°	
h(m)	E(ft)	D(m)
1	676	1.67
2	169	3.34
3	75	5.00
4	42	6.67
5	27	8.34

@4000K

³**Continuous Line I/O H2O Stop Fast Connect** - Schema elettrico n.11 page 582 / Wiring diagram n.11 page 582

2700K

- F021J2MD001
- F021J2MD006
- F021J2MD012
- F021J2MD018
- F021J2MD030
- F021J2MD033

3000K

- F021J3MD001
- F021J3MD006
- F021J3MD012
- F021J3MD018
- F021J3MD030
- F021J3MD033

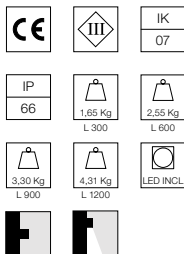
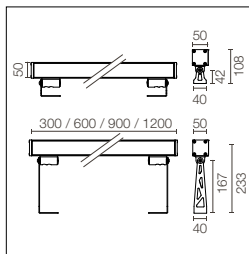
4000K

- F021J4MD001
- F021J4MD006
- F021J4MD012
- F021J4MD018
- F021J4MD030
- F021J4MD033

²Quick Install In H2O Stop Version: connettori H2O Stop Plug&Play preinstallati per connessione rapida (accessori per collegamento da ordinare) / Prewired H2O Stop Plug&Play connector for an easy/rapid connection (connecting accessory to be ordered separately).

³Continuous Line In/Out H2O Stop Version: connettori H2O Stop Plug&Play preinstallati per connessione in linea (accessori per collegamento da ordinare) / Prewired H2O Stop Plug&Play connectors for an easy in line connection (connecting accessory to be ordered separately).

Outgraze 50 Easy - Tunable White DALI 2700K÷5700K



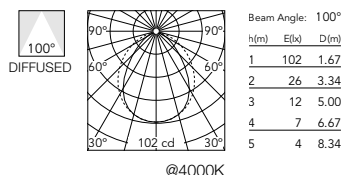
Alimentazione elettrica remota 24V e staffe di installazione da ordinare separatamente. Vetro sabbato.

24V remote power supply and installation brackets to be ordered separately. Sandblasted glass.

Mid-power Led: L300: 6,5W - 572 lm ≠ FIXT 220 lm - 2700K/CRI 80 - 24V / L600: 11W - 1143 lm ≠ FIXT 440 lm - 2700K/CRI 80 - 24V / L900: 16W - 1715 lm ≠ FIXT 660 lm - 2700K/CRI 80 - 24V / L1200: 21W - 2286 lm ≠ FIXT 879 lm - 2700K/CRI 80 - 24V

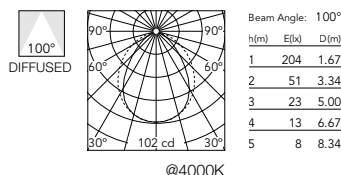
2Quick Install I H2O Stop Fast Connect - Schema elettrico n.13 page 583 / Wiring diagram n.13 page 583

- L 300**
- F021KTJD001
 - F021KTJD006
 - F021KTJD012
 - F021KTJD018
 - F021KTJD030
 - F021KTJD033



2Quick Install I H2O Stop Fast Connect - Schema elettrico n.13 page 583 / Wiring diagram n.13 page 583

- L 600**
- F021KTKD001
 - F021KTKD006
 - F021KTKD012
 - F021KTKD018
 - F021KTKD030
 - F021KTKD033

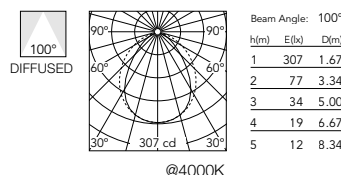


3Continuous Line I/O H2O Stop Fast Connect - Schema elettrico n.14 page 583 / Wiring diagram n.14 page 583

- L 600**
- F021LTKD001
 - F021LTKD006
 - F021LTKD012
 - F021LTKD018
 - F021LTKD030
 - F021LTKD033

2Quick Install I H2O Stop Fast Connect - Schema elettrico n.13 page 583 / Wiring diagram n.13 page 583

- L 900**
- F021KTLD001
 - F021KTLD006
 - F021KTLD012
 - F021KTLD018
 - F021KTLD030
 - F021KTLD033

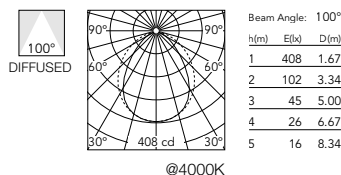


3Continuous Line I/O H2O Stop Fast Connect - Schema elettrico n.14 page 583 / Wiring diagram n.14 page 583

- L 900**
- F021LTLD001
 - F021LTLD006
 - F021LTLD012
 - F021LTLD018
 - F021LTLD030
 - F021LTLD033

2Quick Install I H2O Stop Fast Connect - Schema elettrico n.13 page 583 / Wiring diagram n.13 page 583

- L 1200**
- F021KTMD001
 - F021KTMD006
 - F021KTMD012
 - F021KTMD018
 - F021KTMD030
 - F021KTMD033



3Continuous Line I/O H2O Stop Fast Connect - Schema elettrico n.14 page 583 / Wiring diagram n.14 page 583

- L 1200**
- F021LTMD001
 - F021LTMD006
 - F021LTMD012
 - F021LTMD018
 - F021LTMD030
 - F021LTMD033

²Quick Install In H2O Stop Version: connettore H2O Stop Plug&Play preinstallato per connessione rapida (accessori per collegamento da ordinare) / Prewired H2O Stop Plug&Play connector for an easy/rapid connection (connecting accessory to be ordered separately).

³Continuous Line In/Out H2O Stop Version: connettori H2O Stop Plug&Play preinstallati per connessione in linea (accessori per collegamento da ordinare) / Prewired H2O Stop Plug&Play connectors for an easy in line connection (connecting accessory to be ordered separately).

Outgraze 50

Accessori per tutti le versioni / Accessories for all versions

Coppia staffe corte L 80mm.	One pair of short brackets L 80 mm.	<ul style="list-style-type: none"> ○ F1203001 ● F1203006 ● F1203012 ● F1203018 ● F1203030 ● F1203033 	
Coppia staffe lunghe L 200mm.	One pair of long brackets L 200 mm.	<ul style="list-style-type: none"> ○ F1204001 ● F1204006 ● F1204012 ● F1204018 ● F1204030 ● F1204033 	
Sistema di giunzione IP68 H2O Stop anti-condensa a 2 vie 4 poli. (Ø5,5÷12mm cavo).	2 way terminal block 4 poles IP68 H2O Stop. (ø5,5÷12mm cable).	F990C00A000	 
Sistema di giunzione IP68 H2O Stop anti-condensa a 3/4 vie 4 poli. (Ø5,5÷12mm cavo).	3/4 way terminal block 4 poles IP68 H2O Stop. (ø5,5÷12mm cable).	F990C010000	
Kit connettore 5 poli presa volante + spina EU IP68.	Connector kit 5-pole flying socket + EU plug IP68.	F990C080000	
Tappo per connettore a pannello (sul prodotto) 4-5 poli.	Cap for panel (on the fixtures) plug connector 4-5 poles.	F021Z070000	




Outgraze 50

Accessori per versioni Non dimmable (220-240V) e Easy Non Dimmable (220-240V) / Accessories for Non Dimmable (220-240V) and Easy Non Dimmable (220-240V) versions

Connettore 4 poli plug&play.	Plug&play connector 4 poles.	F021Z010000	
Doppio connettore 4 poli plug&play + cavo L 600 mm.	Double plug&play connector 4 poles + cable 600 mm lenght.	F021Z020000	
Connettore 4 poli plug&play + cavo L 5000 mm.	Plug&play connector 4 poles + cable 5000 mm lenght.	F021Z030000	





Outgraze 50

Accessori per versioni Quick Install I H2O Stop, Continuous Line I/O H2O Stop e Easy Tunable White (24V) / Accessories for Quick Install I H2O Stop, Continuous Line I/O H2O Stop and Easy Tunable White (24V) versions

Connettore 4 poli plug&play.	Plug&play connector 4 poles.	F021Z010000	
Doppio connettore 4 poli plug&play + cavo L 600 mm. Classe III.	Double plug&play connector 4 poles + cable 600 mm lenght. Class III.	F021Z090000	
Connettore 4 poli plug&play + cavo L 5000 mm. Classe III.	Plug&play connector 4 poles + cable 5000 mm lenght. Class III.	F021Z100000	


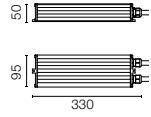

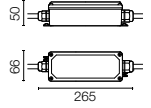

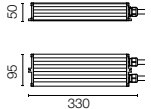
Outgraze 50

Accessori per versioni Quick Install I H2O Stop, Continuous Line I/O H2O Stop Dimmerabile DALI, Easy Dimmerabile e Tunable White DALI (120-240V) / Accessories for Quick Install I H2O Stop, Continuous Line I/O H2O Stop Dimmable DALI, Easy Dimmable and Tunable White DALI (120-240V) versions

Connettore 5 poli plug&play.	Plug&play connector 5 poles.	F021Z040000	
Connettore 5 poli plug&play + cavo L 5000 mm.	Plug&play connector 5 poles + cable 5000 mm lenght.	F021Z060000	
Doppio connettore 5 poli plug&play + cavo L 600 mm.	Double plug&play connector 5 poles + cable 600 mm lenght.	F021Z050000	
Scatola di derivazione 5 poli 4 vie IP68 (cavi 6-14 mm).	4 way junction box 5 poles IP68 (6-14 mm cables).	F990C030000	


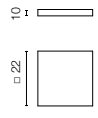

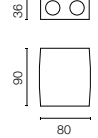

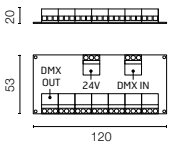

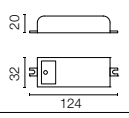

Outgraze 50

Alimentatori per versione Easy Tunable White DALI (24V) / Powers supplies for Easy Tunable White DALI (24V) version

Alimentatore per installazione remota 24V DC 50W / 120-240V IP67 Classe II selv.	Power supply for remote installation 24V DC 50W / 120-240V IP67 Class II selv.	RF25755		
Alimentatore per installazione remota 24V DC 70W / 220-240V IP67 Classe II selv.	Power supply for remote installation 24V DC 70W / 220-240V IP67 Class II selv.	RF25749		
Alimentatore per installazione remota 24V DC 96W / 120-240V IP67 Classe II selv.	Power supply for remote installation 24V DC 96W / 120-240V IP67 Class II selv.	RF25756		

Outgraze 50

Accessori per gestione RGB-RGBW / Accessories for RGB-RGBW management

Controller DMX a parete per scatole ad incasso (60mm interasse fori).	DMX controller; dimmer switch for recessed box (60mm hole centres).	F990B10A000		
Controller DMX stand-alone/interfaccia pc.	DMX controller; stand-alone/pc interface.	F990B11A000		
DMX splitter 512 - dispositivo elettronico per rigenerare segnale dmx monodirezionale 1 Input e 7 output, 12-24Vdc. Alimentatore non incluso.	DMX splitter 512 - electronic device to regenerate the monodirectional DMX signal 1 Input and 7 output, 12-24Vdc. Power supply not included.	F990B13A000		
Alimentatore 24V 10W / 110-240V IP20 Classe II selv.	Power supply 24V 10W /110-240V IP20 Class II selv.	RF25747		
Cavo DMX schermato con impedenza costante 110 Ohm.	DMX cable - shielded twisted pair with 110 Ohm constant impedance.	F990B12A000		

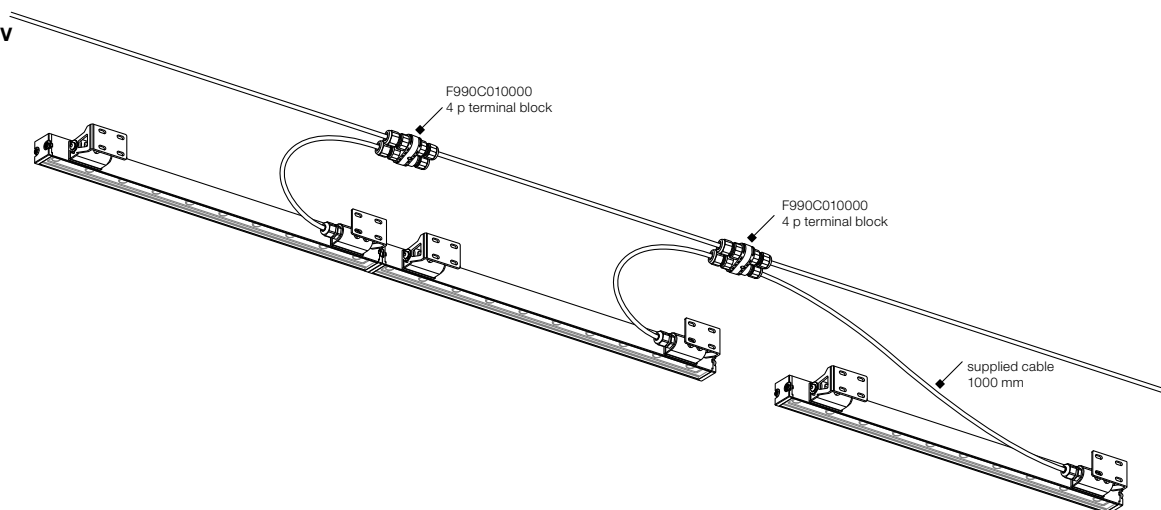
Outgraze 50

Non Dimmable and Easy Non Dimmable versions

Schema elettrico n.7 / Wiring diagram n.7

Standard: spezzone di cavo in uscita 1000 mm (accessori per collegamento da ordinare) / 1000 mm lenght prewired cable (connecting accessory to be separately ordered)

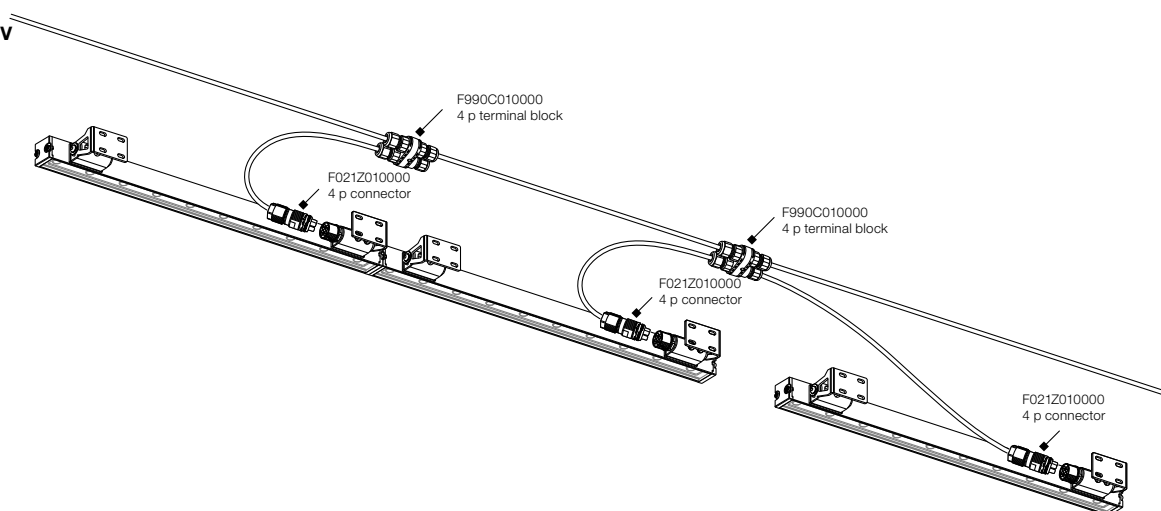
220-240V



Schema elettrico n.8 / Wiring diagram n.8

Quick Install I H2O Stop Fast Connect: connettore H2O Stop Plug&Play preinstallato per connessione rapida (accessori per collegamento da ordinare) / Prewired H2O Stop Plug&Play connector for an easy/rapid connection (connecting accessory to be ordered separately)

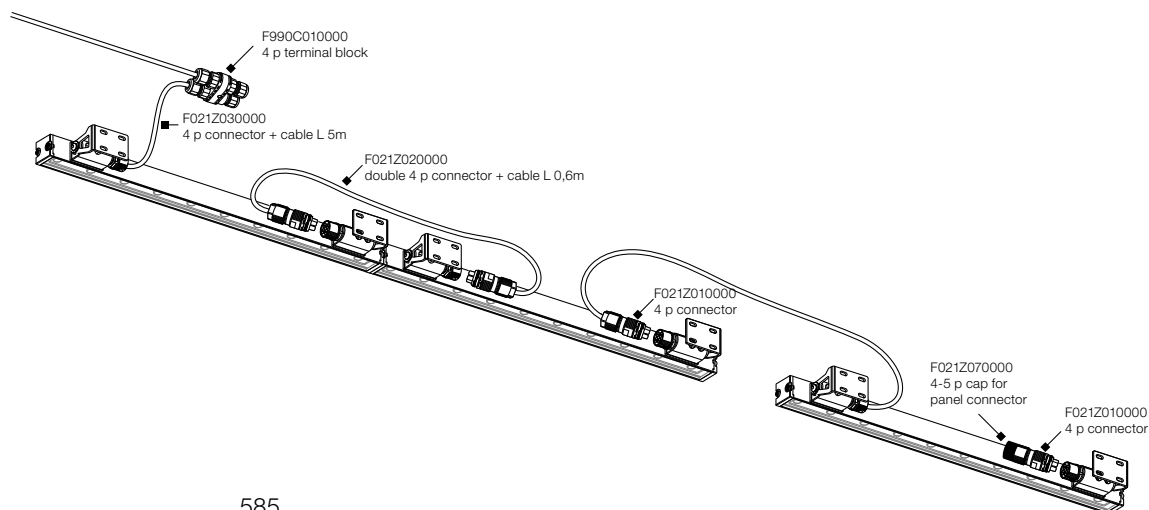
220-240V



Schema elettrico n.9 / Wiring diagram n.9

Continous Line I/O H2O Stop Fast Connect: connettori H2O Stop Plug&Play preinstallati per connessione in linea (accessori per collegamento da ordinare) / Prewired H2O Stop Plug&Play connectors for an easy in line connection (connecting accessory to be ordered separately)

220-240V



Outgraze 50

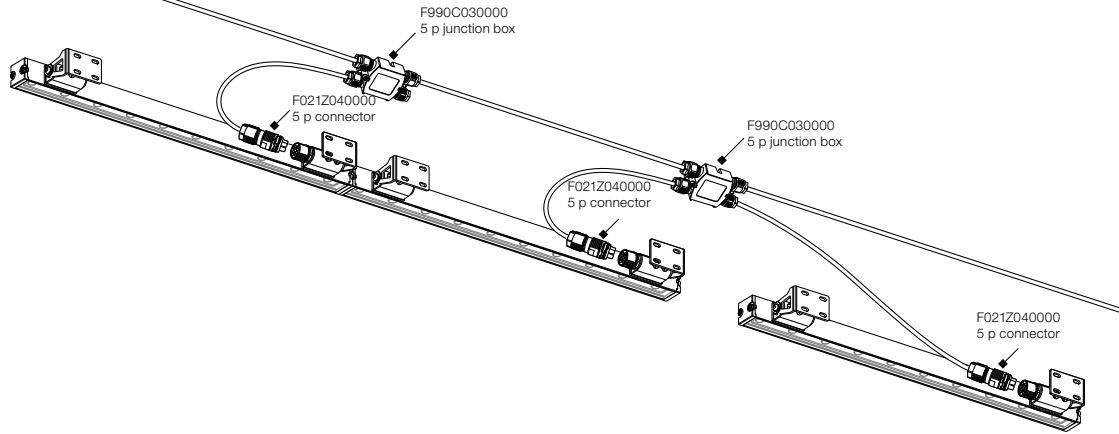
Standard Dimmable versions and Tunable White (120-240V) and Dimmable Easy versions

For Dimmable and Tunable White versions

Schema elettrico n.10 / Wiring diagram n.10

Quick Install I H2O Stop: connettore H2O Stop Plug&Play preinstallato per connessione rapida (accessori per collegamento da ordinare) / Prewired H2O Stop Plug&Play connector for an easy/rapid connection (connecting accessory to be ordered separately)

120-240V

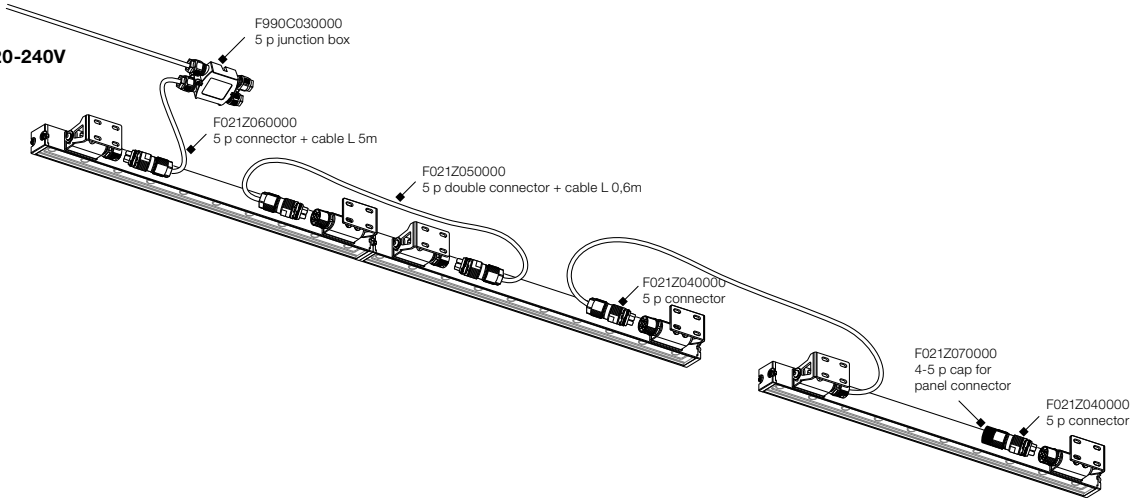


For Dimmable and Tunable White versions

Schema elettrico n.11 / Wiring diagram n.11

Continuous Line I/O H2O Stop Fast Connect: connettori H2O Stop Plug&Play preinstallati per connessione in linea (accessori per collegamento da ordinare) / Prewired H2O Stop Plug&Play connectors for an easy in line connection (connecting accessory to be ordered separately)

120-240V



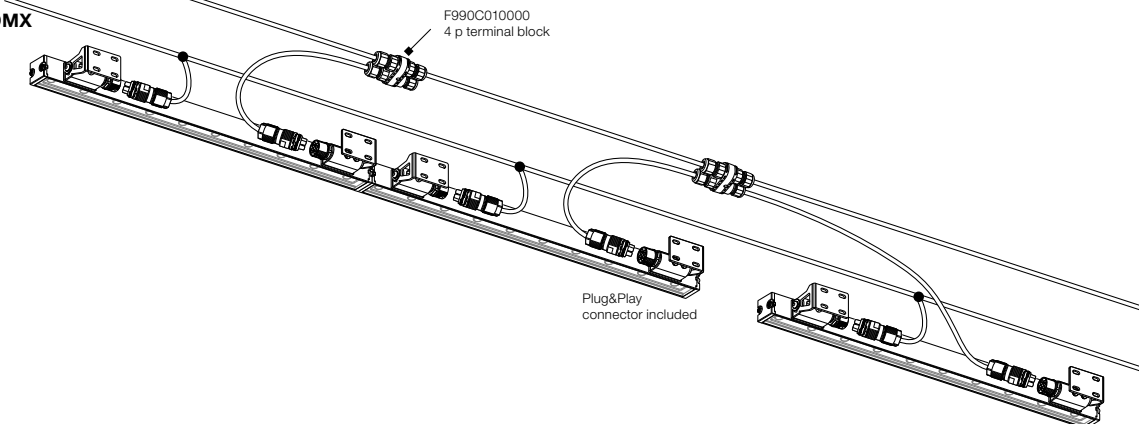
For RGB-RGBW versions

Schema elettrico n.12 / Wiring diagram n.12

Connettori IP68 Plug&Play preinstallati / Prewired IP68 Plug&Play connectors

120-240V

BUS DMX

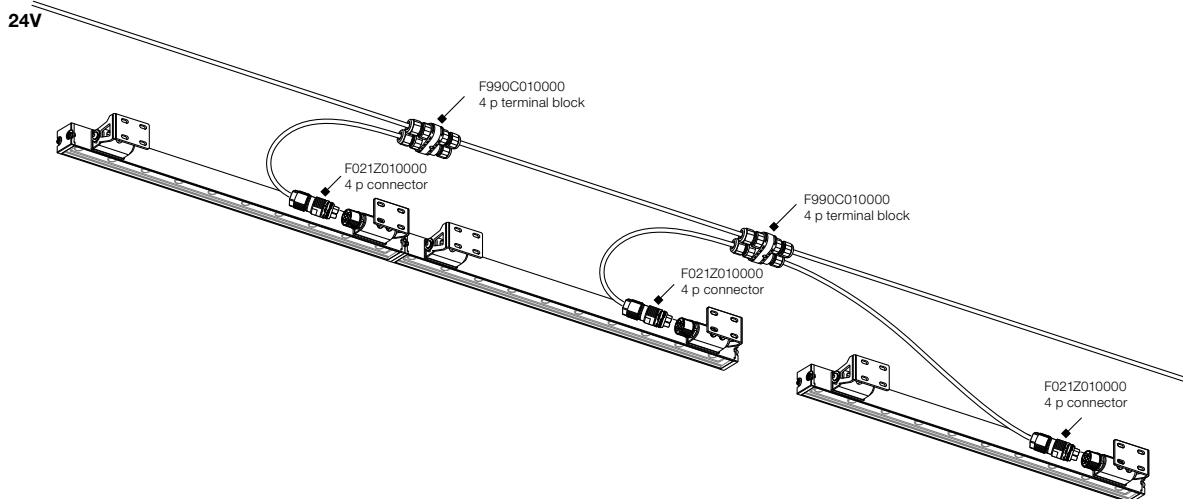


Easy Tunable White 24V versions

For Easy Tunable White versions

Schema elettrico n.13 / Wiring diagram n.13

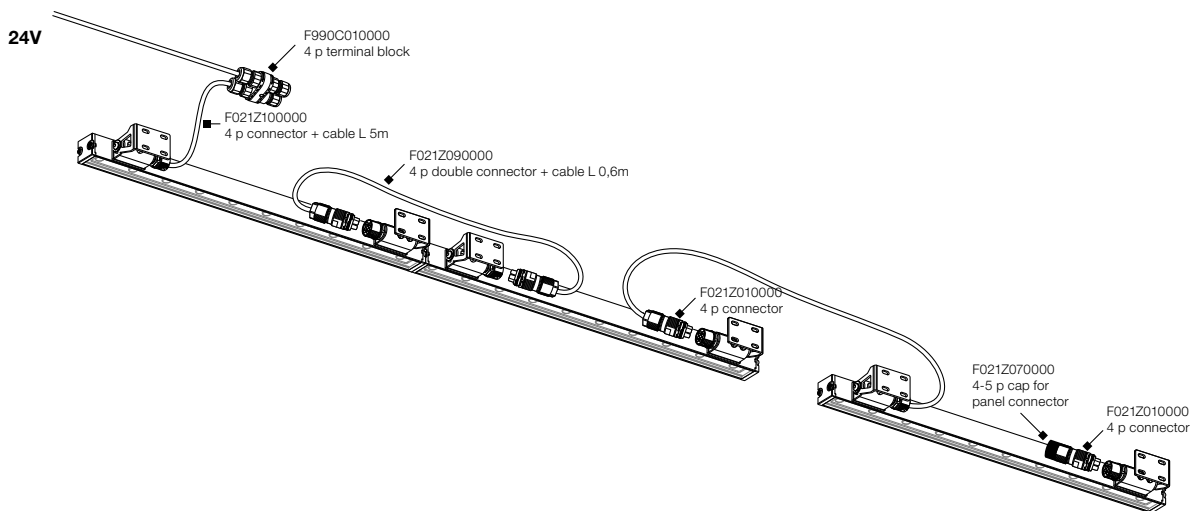
Quick Install I H2O Stop Fast Connect: connettore H2O Stop Plug&Play preinstallato per connessione rapida (accessori per collegamento da ordinare) / Prewired H2O Stop Plug&Play connector for an easy/rapid connection (connecting accessory to be ordered separately)




For Easy Tunable White versions

Schema elettrico n.14 / Wiring diagram n.14

Continous Line I/O H2O Stop Fast Connect: connettori H2O Stop Plug&Play preinstallati per connessione in linea (accessori per collegamento da ordinare) / Prewired H2O Stop Plug&Play connectors for an easy in line connection (connecting accessory to be ordered separately)



Tau







Famiglia / Family

Tau L 354



Low Power Led

up to 3W
up to 231 lm - 2700K/CRI 80
up to 231 lm - 3000K/CRI 80
up to 231 lm - 4000K/CRI 80
* Net lumen output

Tau Opal L 354



Low Power Led

up to 3W
up to 118 lm - 2700K/CRI 80
up to 118 lm - 3000K/CRI 80
up to 118 lm - 4000K/CRI 80
* Net lumen output

Tau L 554



Low Power Led

up to 5W
up to 384 lm - 2700K/CRI 80
up to 384 lm - 3000K/CRI 80
up to 384 lm - 4000K/CRI 80
* Net lumen output

Tau Opal L 554



Low Power Led

up to 5W
up to 196 lm - 2700K/CRI 80
up to 196 lm - 3000K/CRI 80
up to 196 lm - 4000K/CRI 80
* Net lumen output

Tau L 1054



Low Power Led

up to 10W
up to 768 lm - 2700K/CRI 80
up to 768 lm - 3000K/CRI 80
up to 768 lm - 4000K/CRI 80
* Net lumen output

Tau Opal L 1054



Low Power Led

up to 10W
up to 392 lm - 2700K/CRI 80
up to 392 lm - 3000K/CRI 80
up to 392 lm - 4000K/CRI 80
* Net lumen output

Tau L 1554



Low Power Led

up to 15W
up to 1152 lm - 2700K/CRI 80
up to 1152 lm - 3000K/CRI 80
up to 1152 lm - 4000K/CRI 80
* Net lumen output

Tau Opal L 1554



Low Power Led

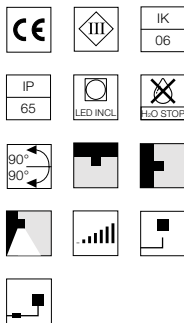
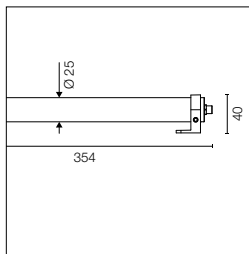
up to 15W
up to 589 lm - 2700K/CRI 80
up to 589 lm - 3000K/CRI 80
up to 589 lm - 4000K/CRI 80
* Net lumen output

Descrizione / Description

Apparecchio lineare per installazione a parete o a soffitto con sorgente luminosa a LED. Corpo dell'apparecchio composto da tubo in policarbonato con filtro anti-UV, disponibile in quattro lunghezze nelle finiture opale o trasparente. Staffe di fissaggio in policarbonato sabbato e tappi di chiusura in alluminio anodizzato. Dotato di connettore a vite alle estremità del tubo che richiede l'uso di cavo di alimentazione da ordinare separatamente, disponibile come cavo di lunghezza 2m singolo per connessione diretta all'alimentatore o due cavi per connessione in sequenza, da 8cm o da 20 cm. La lunghezza massima di installazione in sequenza è di 5m. Apparecchio in 24V dc, necessita di alimentatore remoto da ordinare separatamente.

Linear luminaire with LED light source, for installation on wall or ceiling. Polycarbonate tube structure with anti-UV filter. It is available in four lengths and opal or transparent finishes. Frosted polycarbonate fixing brackets and anodized aluminium closing caps. Equipped with screw connectors at the tube's ends which require the use of a feeding cable to be ordered separately. It is supplied with a 2 m cable for a direct connection to the power supply or two 8 cm or 20 cm cables for series connection. Maximum length for in series installation is 5 m. The 24 V dc luminaire is powered by a remote power supply to be ordered separately.

Tau L 354

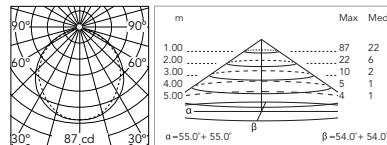


Sorgente a LED inclusa.
 Connettore a vite alle estremità del tubo. Alimentazione elettrica remota 24Vdc e cavi di alimentazione singolo o in sequenza da ordinare separatamente.
 Diffusore policarbonato trasparente.
 Dimmerabile.

LED light source included.
 Screw connector at the tube's end. 24V dc remote electric power supply and individual or series feeding cables, to be ordered separately.
 Transparent polycarbonate diffuser.
 Adjustable light intensity.

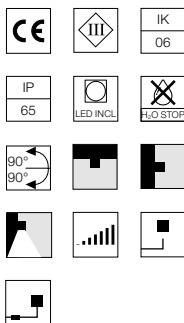
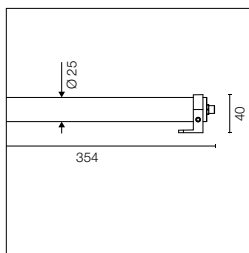
Low - Power Led: 3W - 255 lm ≠ OUTPUT 231 lm - 2700K/CRI 80 - 24Vdc / 3W - 255 lm ≠ OUTPUT 231 lm - 3000K/CRI 80 - 24Vdc / 3W - 255 lm ≠ OUTPUT 231 lm - 4000K/CRI 80 - 24Vdc

2700K FA523203 **3000K** FA523003 **4000K** FA523002



@ 4000K

Tau Opal L 354

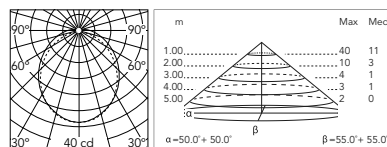


Sorgente a LED inclusa.
 Connettore a vite alle estremità del tubo. Alimentazione elettrica remota 24Vdc e cavi di alimentazione singolo o in sequenza da ordinare separatamente.
 Diffusore policarbonato opale.
 Dimmerabile.

LED light source included.
 Screw connector at the tube's end. 24V dc remote electric power supply and individual or series feeding cables, to be ordered separately.
 Opal polycarbonate diffuser.
 Adjustable light intensity.

Low - Power Led: 3W - 255 lm ≠ OUTPUT 118 lm - 2700K/CRI 80 - 24Vdc / 3W - 255 lm ≠ OUTPUT 118 lm - 3000K/CRI 80 - 24Vdc / 3W - 255 lm ≠ OUTPUT 118 lm - 4000K/CRI 80 - 24Vdc

2700K FA523213 **3000K** FA523013 **4000K** FA523012



@ 4000K

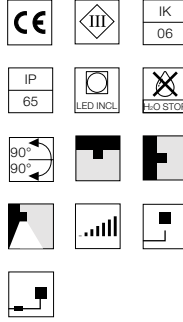
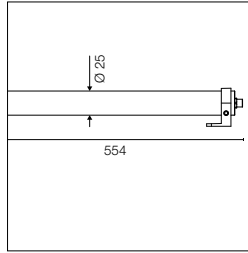
* Numero massimo di apparecchi per alimentatore / Maximum number of luminaires per power supply.

Numero massimo di apparecchi per alimentatore (Vin220÷240). Dati indicativi da verificare con le specifiche condizioni di installazione.

Maximum number of luminaires per power supply. (220÷240 V). These data must be checked taking into account the specific installation conditions.

Acc. RF25754	2	Acc. RF26387.A	5
Acc. RF25748	2	Acc. RF25752	6
Acc. RF25747	3	Acc. RF25755	16
Acc. RF25757	3	Acc. RF25749	22
Acc. RF25750	5	Acc. RF25756	30
Acc. F990B21A000	5		

Tau L 554



Sorgente a LED inclusa.
 Connettore a vite alle estremità del tubo. Alimentazione elettrica remota 24Vdc e cavi di alimentazione singolo o in sequenza da ordinare separatamente.
 Diffusore policarbonato trasparente.
 Dimmerabile.

LED light source included.
 Screw connector at the tube's end. 24V dc remote electric power supply and individual or series feeding cables, to be ordered separately.
 Transparent polycarbonate diffuser.
 Adjustable light intensity.

Low - Power Led: 5W - 420 lm ≠ OUTPUT 384 lm - 2700K/CRI 80 - 24Vdc / 5W - 420 lm ≠ OUTPUT 384 lm - 3000K/CRI 80 - 24Vdc / 5W - 420 lm ≠ OUTPUT 384 lm - 4000K/CRI 80 - 24Vdc

2700K

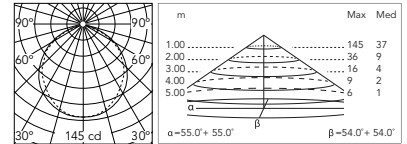
FA523223

3000K

FA523023

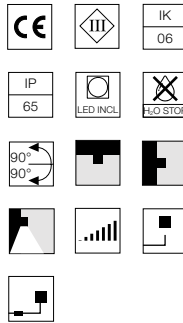
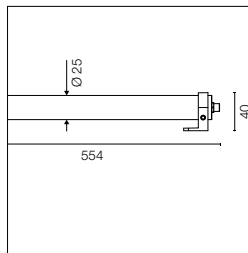
4000K

FA523022



@ 4000K

Tau Opal L 554



Sorgente a LED inclusa.
 Connettore a vite alle estremità del tubo. Alimentazione elettrica remota 24Vdc e cavi di alimentazione singolo o in sequenza da ordinare separatamente.
 Diffusore policarbonato opale.
 Dimmerabile.

LED light source included.
 Screw connector at the tube's end. 24V dc remote electric power supply and individual or series feeding cables, to be ordered separately.
 Opal polycarbonate diffuser.
 Adjustable light intensity.

Low - Power Led: 5W - 420 lm ≠ OUTPUT 196 lm - 2700K/CRI 80 - 24Vdc / 5W - 420 lm ≠ OUTPUT 196 lm - 3000K/CRI 80 - 24Vdc / 5W - 420 lm ≠ OUTPUT 196 lm - 4000K/CRI 80 - 24Vdc

2700K

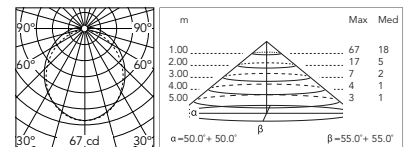
FA523233

3000K

FA523033

4000K

FA523032



@ 4000K

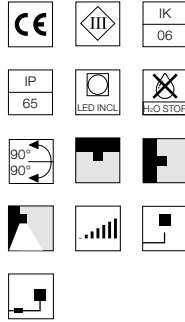
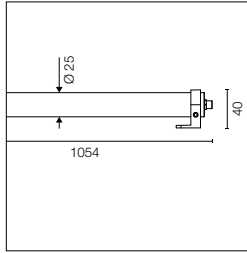
* Numero massimo di apparecchi per alimentatore / Maximum number of luminaires per power supply.

Numero massimo di apparecchi per alimentatore (Vin220÷240). Dati indicativi da verificare con le specifiche condizioni di installazione.

Maximum number of luminaires per power supply. (220÷240 V). These data must be checked taking into account the specific installation conditions.

Acc. RF25754	1	Acc. RF26387.A	3
Acc. RF25748	1	Acc. RF25752	4
Acc. RF25747	2	Acc. RF25755	10
Acc. RF25757	2	Acc. RF25749	14
Acc. RF25750	3	Acc. RF25756	18
Acc. F990B21A000	3		

Tau L 1054

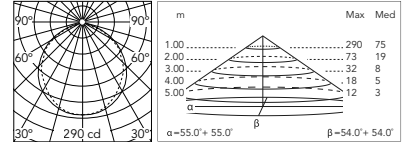


Sorgente a LED inclusa.
 Connettore a vite alle estremità del tubo. Alimentazione elettrica remota 24Vdc e cavi di alimentazione singolo o in sequenza da ordinare separatamente.
 Diffusore policarbonato trasparente.
 Dimmerabile.

LED light source included.
 Screw connector at the tube's end. 24V dc remote electric power supply and individual or series feeding cables, to be ordered separately.
 Transparent polycarbonate diffuser.
 Adjustable light intensity.

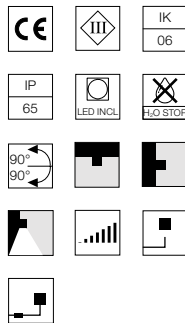
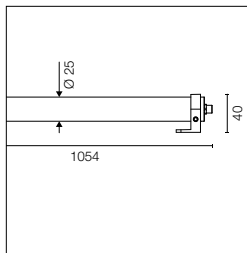
Low - Power Led: 10W - 840 lm ≠ OUTPUT 768 lm - 2700K/CRI 80 - 24Vdc / 10W - 840 lm ≠ OUTPUT 768 lm - 3000K/CRI 80 - 24Vdc / 10W - 840 lm ≠ OUTPUT 768 lm - 4000K/CRI 80 - 24Vdc

2700K FA523243 **3000K** FA523043 **4000K** FA523042



@ 4000K

Tau Opal L 1054

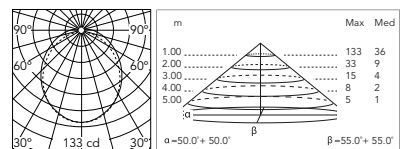


Sorgente a LED inclusa.
 Connettore a vite alle estremità del tubo. Alimentazione elettrica remota 24Vdc e cavi di alimentazione singolo o in sequenza da ordinare separatamente.
 Diffusore policarbonato opale.
 Dimmerabile.

LED light source included.
 Screw connector at the tube's end. 24V dc remote electric power supply and individual or series feeding cables, to be ordered separately.
 Opal polycarbonate diffuser.
 Adjustable light intensity.

Low - Power Led: 10W - 840 lm ≠ OUTPUT 393 lm - 2700K/CRI 80 - 24Vdc / 10W - 840 lm ≠ OUTPUT 393 lm - 3000K/CRI 80 - 24Vdc / 10W - 840 lm ≠ OUTPUT 393 lm - 4000K/CRI 80 - 24Vdc

2700K FA523253 **3000K** FA523053 **4000K** FA523052

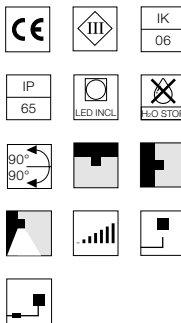
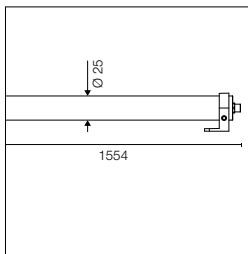


@ 4000K

* Numero massimo di apparecchi per alimentatore / Maximum number of luminaires per power supply.

Numero massimo di apparecchi per alimentatore (Vin220÷240). Dati indicativi da verificare con le specifiche condizioni di installazione.	Maximum number of luminaires per power supply. (220÷240 V). These data must be checked taking into account the specific installation conditions.	Acc. RF25750	1	Acc. RF25755	5
		Acc. F990B21A000	1	Acc. RF25749	7
		Acc. RF26387.A	1	Acc. RF25756	9
		Acc. RF25752	2		

Tau L 1554



Sorgente a LED inclusa.
 Connettore a vite alle estremità del tubo. Alimentazione elettrica remota 24Vdc e cavi di alimentazione singolo o in sequenza da ordinare separatamente.
 Diffusore policarbonato trasparente.
 Dimmerabile.

LED light source included.
 Screw connector at the tube's end. 24V dc remote electric power supply and individual or series feeding cables, to be ordered separately.
 Transparent polycarbonate diffuser.
 Adjustable light intensity.

Low - Power Led: 15W - 1260 lm ≠ OUTPUT 1152 lm - 2700K/CRI 80 - 24Vdc / 15W - 1260 lm ≠ OUTPUT 1152 lm - 3000K/CRI 80 - 24Vdc / 15W - 1260 lm ≠ OUTPUT 1152 lm - 4000K/CRI 80 - 24Vdc

2700K

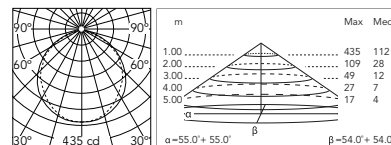
FA523263

3000K

FA523063

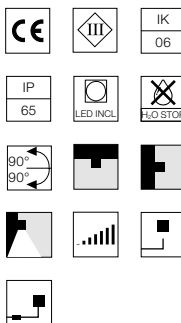
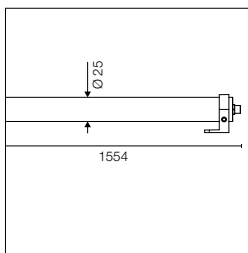
4000K

FA523062



@ 4000K

Tau Opal L 1554



Sorgente a LED inclusa.
 Connettore a vite alle estremità del tubo. Alimentazione elettrica remota 24Vdc e cavi di alimentazione singolo o in sequenza da ordinare separatamente.
 Diffusore policarbonato opale.
 Dimmerabile.

LED light source included.
 Screw connector at the tube's end. 24V dc remote electric power supply and individual or series feeding cables, to be ordered separately.
 Opal polycarbonate diffuser.
 Adjustable light intensity.

Low - Power Led: 15W - 1260 lm ≠ OUTPUT 589 lm - 2700K/CRI 80 - 24Vdc / 15W - 1260 lm ≠ OUTPUT 589 lm - 3000K/CRI 80 - 24Vdc / 15W - 1260 lm ≠ OUTPUT 589 lm - 4000K/CRI 80 - 24Vdc

2700K

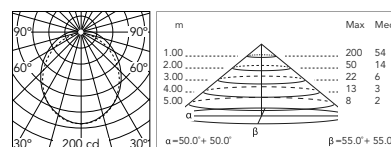
FA523273

3000K

FA523073

4000K

FA523072



@ 4000K


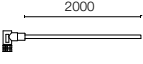

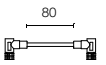

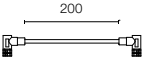
* Numero massimo di apparecchi per alimentatore / Maximum number of luminaires per power supply.

Numero massimo di apparecchi per alimentatore (Vin220÷240). Dati indicativi da verificare con le specifiche condizioni di installazione.



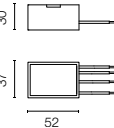

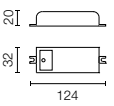

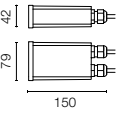


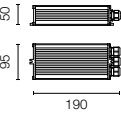

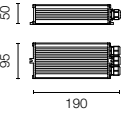

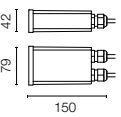

Maximum number of luminaires per power supply. (220÷240 V). These data must be checked taking into account the specific installation conditions.

Acc. RF25750	1	Acc. RF25755	3
Acc. F990B21A000	1	Acc. RF25749	4
Acc. RF26387.A	1	Acc. RF25756	6
Acc. RF25752	1		

Tau: Accessori / Accessories

Cavo di alimentazione L.2000mm. Connettore singolo.	Supply cable L.2000mm Single connector.	FA172		
Cavo di alimentazione L.80mm. Connettore doppio.	Supply cable L.80mm Double connector.	FA173		
Cavo di alimentazione L.200mm. Connettore doppio.	Supply cable L.200mm Double connector.	FA174		

Tau: Driver / Drivers

Alimentatore doppia funzione Vout 24Vdc: 8W/100÷240V Iout 350ma: 6x1W/100÷240V IP20 Classe II Selv Eq.	Power supply dual function Vout 24Vdc: 8W/100÷240V Iout 350ma: 6x1W/100÷240V IP20 Class II Selv Eq.	Tau L 554 *RF25754		
Alimentatore 24V 8W / 110-240V IP65 Classe II selv.	Power supply 24V 8W / 110-240V IP65 Class II selv.	Tau L 554 *RF25748		
Alimentatore 24V 10W / 110-240V IP20 Classe II selv.	Power supply 24V 10W / 110-240V IP20 Class II selv.	Tau L 554 *RF25747		
Alimentatore 24V 10W / 110-240V IP67 Classe II selv.	Power supply 24V 10W / 110-240V IP67 Class II selv.	Tau L 554 *RF25757		
Alimentatore per installazione remota 24Vdc 17W / 110-240V (15W@110V) IP20 Classe II selv.	Power supply for remote installation 24Vdc 17W / 110-240V (15W@110V) IP20 Class II selv.	*RF25750 Dimmable Push-Dim Or 1-10V See Wiring Diagram n.4. Page 792.		
Alimentatore 17W/110÷240V - 24Vdc (15W@110V) IP67 Classe II Selv.	Power supply 17W/110÷240V - 24Vdc (15W@110V) IP67 Class II Selv.	*F990B21A000 Dimmable Push-Dim Or 1-10V See Wiring Diagram n.4. Page 792.		
Alimentatore per installazione remota 24Vdc 20W / 110-240Vdc (15W@110V) IP67 Classe II selv.	Power supply for remote installation 24Vdc 20W / 110-240Vdc (15W@110V) IP67 Class II selv.	*RF26387.A Dimmable DALI See Wiring Diagram n.4. Page 792.		
Alimentatore per installazione remota 24Vdc 20W / 220-240V IP67 Classe II selv.	Power supply for remote installation 24Vdc 20W / 220-240V IP67 Class II selv.	*RF25752		
Alimentatore 24Vdc 35W / 120-270V IP67 Classe II selv.	Power supply 24Vdc 35W / 120-270V IP67 Class II selv.	F990B23AZ00		

Tau: Driver / Drivers

Alimentatore per installazione remota 24Vdc 50W / 120-240V IP67 Classe II selv.

Power supply for remote installation 24Vdc 50W / 120-240V IP67 Class II selv.

*RF25755



Alimentatore per installazione remota 24Vdc 70W / 220-240V IP67 Classe II selv.

Power supply for remote installation 24Vdc 70W / 220-240V IP67 Class II selv.

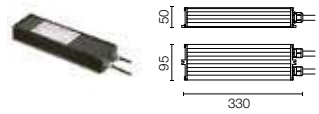
*RF25749



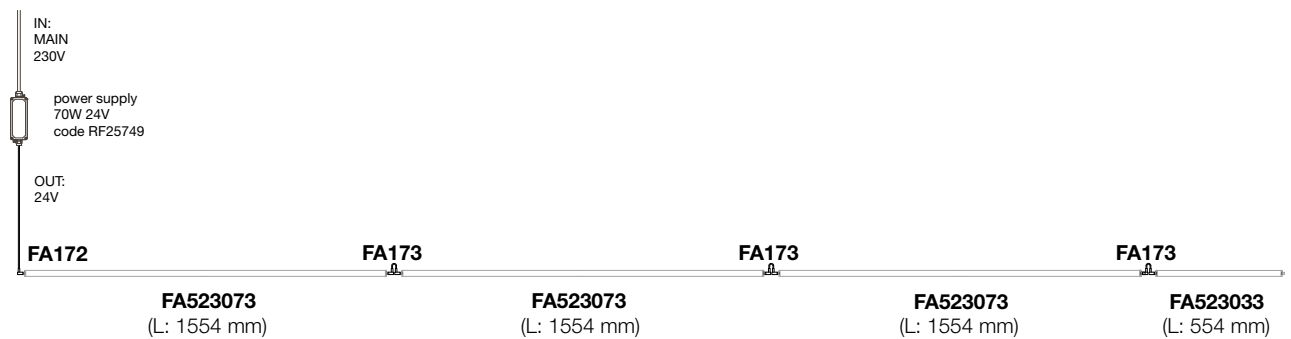
Alimentatore per installazione remota 24Vdc 96W / 120-240V IP67 Classe II selv.

Power supply for remote installation 24Vdc 96W / 120-240V IP67 Class II selv.

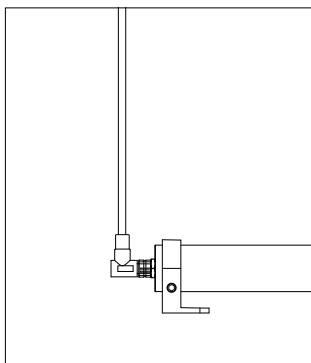
*RF25756



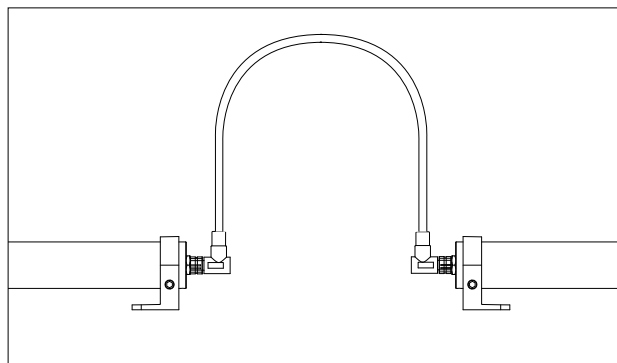
Esempio di configurazione / Example of configuration



Massima lunghezza in fila continua 5mt / Max length in continuous 5mt



Acc. FA172



Acc. FA173

Cielo



Cielo





Famiglia / Family

Cielo L 645



Power Led

up to 16W
up to 1222 lm - 2700K/CRI 80
up to 1314 lm - 3000K/CRI 80
up to 1423 lm - 4000K/CRI 80

* Net lumen output

2200K available on request.

Cielo L 1245




Power Led

up to 32W
up to 2444 lm - 2700K/CRI 80
up to 2628 lm - 3000K/CRI 80
up to 2847 lm - 4000K/CRI 80

* Net lumen output

2200K available on request.

Cielo Opal L 645 RGB




RGB - Power Led

up to 26W

* Net lumen output

Cielo Opal L 1245 RGB



RGB - Power Led

up to 48W

* Net lumen output

Colori / Colours



06 Grey

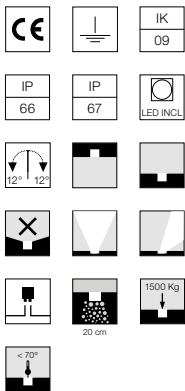
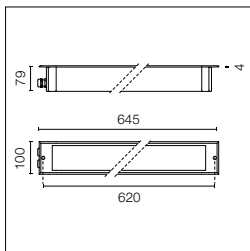


33 Anthracite

Descrizione / Description

Apparecchio lineare da incasso a terra calpestabile, installabile anche a parete e a soffitto con cassaforma dedicata, o in controsoffitto con apposito telaio. Corpo in estruso in alluminio con doppia testata di chiusura in alluminio pressofuso lega EN AB 47100 (a basso contenuto di rame). Diffusore in vetro temprato spessore 8mm, trasparente o sabbiato, con bordo serigrafato fissato attraverso un sistema di incollaggio robotizzato. L'apparecchio è cablato con due pressacavi M20 in materiale plastico posizionati ad un estremo per il collegamento al modulo elettrico, fissato su una piastra estraibile; l'ottica basculante sull'asse verticale garantisce maggiore flessibilità di puntamento. Completano la gamma le versioni RGB per la creazione di scenografie luminose colorate; nelle versioni RGB l'apparecchio è dotato di due spezzoni di cavo per una facile connessione. L'installazione richiede una cassaforma da incasso da ordinare separatamente. È necessario garantire un livello adeguato di materiale drenante sotto la cassaforma o fornire un sistema di scarico per evitare il ristagno di acqua. Per garantire la tenuta del pressacavo è necessario utilizzare cavi elettrici flessibili idonei all'impiego in ambienti esterni.

Linear ground-recessed walkable luminaire. It can also be wall or ceiling mounted with a specific junction box and in a false ceiling with a specific structure. Extruded aluminum body with EN AB-47100 die cast aluminum double header (with low copper content). 8mm thick tempered glass diffuser, transparent or frosted, with silkscreen edge and attached with a robotic gluing system. The luminaire is cabled with two M20 plastic cable guides. Set at one of the ends, they connect the luminaire with the electric module fixed on a removable panel. The tilting spotlight on the vertical axis facilitates the direction of the light beam. To complete the series, there's also the RGB version which allows the creation of colored light sceneries. In this version, the luminaire has two cable indicators for an easier connection. The installation requires a specific box that needs to be ordered separately. To avoid water stagnation, the bottom part of said box needs to be isolated with a layer of draining material or another drain system. To ensure the preservation of the cable guide it's recommended to use flexible electric cables suitable for exterior use.



Sorgente a LED inclusa.
Alimentazione elettrica 220-240V ON/ OFF e dimmerabile 1-10V o DALI integrata.
Orientabilità asse verticale: max 12°. Necessaria cassaforma da incasso o telaio per cartongesso da ordinare separatamente.
Dotato di due pressacavi M20 in materiale plastico (cavi 6<math>< \phi < 12\text{mm}</math>) per il collegamento al modulo elettrico per connessione a tenuta stagna.
Vetro trasparente extrachiaro.

LED source included. Integrated power supply 220-240V ON/ OFF and dimmable 1-10V or DALI. Adjustment on the vertical axis: max. 12°. The necessary junction box or the structure for plasterboard installation need to be ordered separately. With two M20 cable guides (6<math>< \phi < 12\text{mm}</math> cables) for the connection to the watertight electrical module. Extraclear transparent glass.

2200K disponibile su richiesta.

2200K available on request.

Optic Spot 10°

Power Led: 16W - 1339 lm \neq OUTPUT 1222 lm - 2700K/CRI 80 - 220÷240V / 16W - 1440 lm \neq OUTPUT 1314 lm - 3000K/CRI 80 - 220÷240V / 16W - 1560 lm \neq OUTPUT 1423 lm - 4000K/CRI 80 - 220÷240V

2700K

Non Dimmable

- FA94851206
- FA94851233
- 1-10V
- FA94851206-310
- FA94851233-310
- Dali
- FA94851206-300
- FA94851233-300

3000K

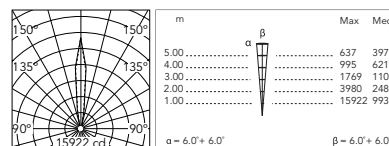
Non Dimmable

- FA94831206
- FA94831233
- 1-10V
- FA94831206-310
- FA94831233-310
- Dali
- FA94831206-300
- FA94831233-300

4000K

Non Dimmable

- FA941861206
- FA941861233
- 1-10V
- FA941861206-310
- FA941861233-310
- Dali
- FA941861206-300
- FA941861233-300



@ 4000K

Optic Medium 45°

Power Led: 16W - 1339 lm \neq OUTPUT 1071 lm - 2700K/CRI 80 - 220÷240V / 16W - 1440 lm \neq OUTPUT 1152 lm - 3000K/CRI 80 - 220÷240V / 16W - 1560 lm \neq OUTPUT 1248 lm - 4000K/CRI 80 - 220÷240V

2700K

Non Dimmable

- FA94851306
- FA94851333
- 1-10V
- FA94851306-310
- FA94851333-310
- Dali
- FA94851306-300
- FA94851333-300

3000K

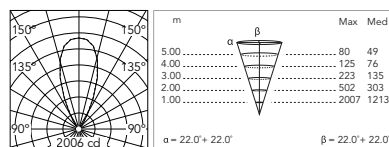
Non Dimmable

- FA94831306
- FA94831333
- 1-10V
- FA94831306-310
- FA94831333-310
- Dali
- FA94831306-300
- FA94831333-300

4000K

Non Dimmable

- FA941861306
- FA941861333
- 1-10V
- FA941861306-310
- FA941861333-310
- Dali
- FA941861306-300
- FA941861333-300



@ 4000K

Elliptical Optic - 12°+ 54°

Power Led: 16W - 1339 lm \neq OUTPUT 1074 lm - 2700K/CRI 80 - 220÷240V / 16W - 1440 lm \neq OUTPUT 1155 lm - 3000K/CRI 80 - 220÷240V / 16W - 1560 lm \neq OUTPUT 1251 lm - 4000K/CRI 80 - 220÷240V

2700K

Non Dimmable

- FA948513106
- FA948513133
- 1-10V
- FA948513106-310
- FA948513133-310
- Dali
- FA948513106-300
- FA948513133-300

3000K

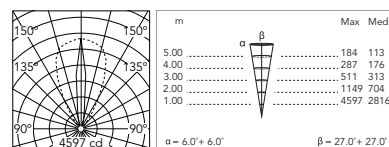
Non Dimmable

- FA948313106
- FA948313133
- 1-10V
- FA948313106-310
- FA948313133-310
- Dali
- FA948313106-300
- FA948313133-300

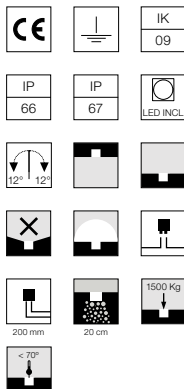
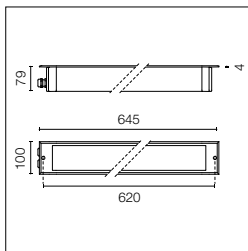
4000K

Non Dimmable

- FA9418613106
- FA9418613133
- 1-10V
- FA9418613106-310
- FA9418613133-310
- Dali
- FA9418613106-300
- FA9418613133-300



@ 4000K



Sorgente RGB a LED inclusa. Alimentazione elettrica 220-240V con interfaccia DMX-RDM integrata. Orientabilità asse verticale: max 12°. Necessaria cassaforma da incasso o telaio per cartongesso da ordinare separatamente. Dotato di due spezzoni di cavo uscente in neoprene 200 mm e kit con connettori crimp e guaina termorestringente adesiva per connessione a tenuta stagna. Vetro sabbiato.

RGB LED source included. Electrical power supply 220-240V with integrated DMX-RDM interface. Adjustment on the vertical axis: max. 12°. The necessary junction box or the structure for plasterboard installation need to be ordered separately. Equipped with two 200mm protruding sections of neoprene cable and a kit with crimpable connectors and adhesive heat-shrinkable sleeves that guarantee the tightness of the connection. Frosted glass.

RGB Power Led: 26W - 220÷240V

RGB

- FA941871306
- FA941871333

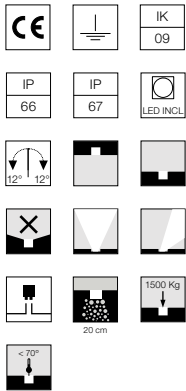
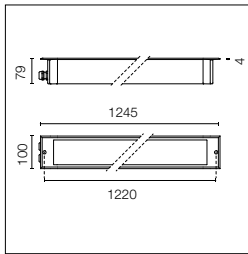
Photometric data on request.

Schema elettrico e installazione sistema RGB.

Vedere Schema Elettrico n.8 Page 795.

Wiring diagram and installation scheme RGB.

See Wiring Diagram n.8 Page 795.



Sorgente a LED inclusa.
Alimentazione elettrica 220-240V ON/ OFF e dimmerabile 1-10V o DALI integrata.
Orientabilità asse verticale: max 12°. Necessaria cassaforma da incasso o telaio per cartongesso da ordinare separatamente.
Dotato di due pressacavi M20 in materiale plastico (cavi 6<math>< \phi</math><math>< 12\text{mm}</math>) per il collegamento al modulo elettrico per connessione a tenuta stagna.
Vetro trasparente extrachiaro.

LED source included. Integrated power supply 220-240V ON/ OFF and dimmable 1-10V or DALI. Adjustment on the vertical axis: max. 12°. The necessary junction box or the structure for plasterboard installation need to be ordered separately. With two M20 cable guides (6<math>< \phi</math><math>< 12\text{mm}</math> cables) for the connection to the watertight electrical module. Extraclear transparent glass.

2200K disponibile su richiesta.

2200K available on request.

Optic Spot 10°

Power Led: 32W - 2678 lm \neq OUTPUT 2444 lm - 2700K/CRI 80 - 220÷240V / 32W - 2880 lm \neq OUTPUT 2628 lm - 3000K/CRI 80 - 220÷240V / 32W - 3120 lm \neq OUTPUT 2847 lm - 4000K/CRI 80 - 220÷240V

2700K

Non Dimmable

- FA94861206
- FA94861233
- 1-10V
- FA94861206-310
- FA94861233-310
- Dali
- FA94861206-300
- FA94861233-300

3000K

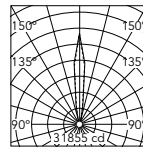
Non Dimmable

- FA94801206
- FA94801233
- 1-10V
- FA94801206-310
- FA94801233-310
- Dali
- FA94801206-300
- FA94801233-300

4000K

Non Dimmable

- FA941881206
- FA941881233
- 1-10V
- FA941881206-310
- FA941881233-310
- Dali
- FA941881206-300
- FA941881233-300



m	Max	Med
5.00	1274	795
4.00	1991	1242
3.00	3539	2209
2.00	7964	4970
1.00	31855	19878

$\alpha = 6.0^\circ + 6.0^\circ$ $\beta = 6.0^\circ + 6.0^\circ$

@ 4000K

Optic Medium 45°

Power Led: 32W - 2678 lm \neq OUTPUT 2142 lm - 2700K/CRI 80 - 220÷240V / 32W - 2880 lm \neq OUTPUT 2303 lm - 3000K/CRI 80 - 220÷240V / 32W - 3120 lm \neq OUTPUT 2495 lm - 4000K/CRI 80 - 220÷240V

2700K

Non Dimmable

- FA94861306
- FA94861333
- 1-10V
- FA94861306-310
- FA94861333-310
- Dali
- FA94861306-300
- FA94861333-300

3000K

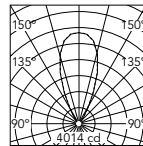
Non Dimmable

- FA94801306
- FA94801333
- 1-10V
- FA94801306-310
- FA94801333-310
- Dali
- FA94801306-300
- FA94801333-300

4000K

Non Dimmable

- FA941881306
- FA941881333
- 1-10V
- FA941881306-310
- FA941881333-310
- Dali
- FA941881306-300
- FA941881333-300



m	Max	Med
5.00	161	97
4.00	251	152
3.00	446	270
2.00	1004	607
1.00	4014	2426

$\alpha = 22.0^\circ + 22.0^\circ$ $\beta = 22.0^\circ + 22.0^\circ$

@ 4000K

Elliptical Optic - 12°+ 54°

Power Led: 32W - 2678 lm \neq OUTPUT 2148 lm - 2700K/CRI 80 - 220÷240V / 32W - 2880 lm \neq OUTPUT 2310 lm - 3000K/CRI 80 - 220÷240V / 32W - 3120 lm \neq OUTPUT 2503 lm - 4000K/CRI 80 - 220÷240V

2700K

Non Dimmable

- FA948613106
- FA948613133
- 1-10V
- FA948613106-310
- FA948613133-310
- Dali
- FA948613106-300
- FA948613133-300

3000K

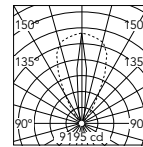
Non Dimmable

- FA948013106
- FA948013133
- 1-10V
- FA948013106-310
- FA948013133-310
- Dali
- FA948013106-300
- FA948013133-300

4000K

Non Dimmable

- FA9418813106
- FA9418813133
- 1-10V
- FA9418813106-310
- FA9418813133-310
- Dali
- FA9418813106-300
- FA9418813133-300

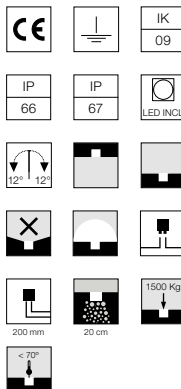
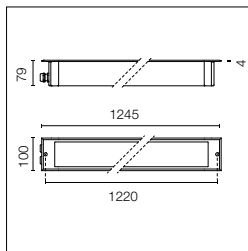


m	Max	Med
5.00	368	225
4.00	575	352
3.00	1022	626
2.00	2299	1408
1.00	9195	5632

$\alpha = 6.0^\circ + 6.0^\circ$ $\beta = 27.0^\circ + 27.0^\circ$

@ 4000K

Cielo Opal L 1245 RGB



Sorgente RGB a LED inclusa. Alimentazione elettrica 220-240V con interfaccia DMX-RDM integrata. Orientabilità asse verticale: max 12°. Necessaria cassaforma da incasso o telaio per cartongesso da ordinare separatamente. Dotato di due spezzoni di cavo uscente in neoprene 200 mm e kit con connettori crimp e guaina termorestringente adesiva per connessione a tenuta stagna. Vetro sabbiato.

RGB LED source included. Electrical power supply 220-240V with integrated DMX-RDM interface. Adjustment on the vertical axis: max. 12°. The necessary junction box or the structure for plasterboard installation need to be ordered separately. Equipped with two 200mm protruding sections of neoprene cable and a kit with crimpable connectors and adhesive heat-shrinkable sleeves that guarantee the tightness of the connection. Frosted glass.

RGB Power Led: 48W - 220÷240V

RGB

- FA941891306
- FA941891333

Photometric data on request.

Schema elettrico e installazione sistema RGB.


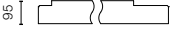
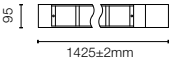
Vedere Schema Elettrico n.8
Page 795.

Wiring diagram and installation scheme RGB.

See Wiring Diagram n.8
Page 795.

Cielo: Accessori / Accessories

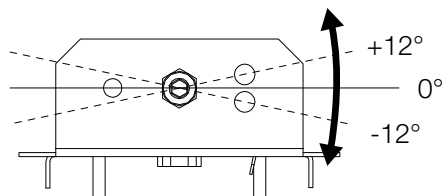
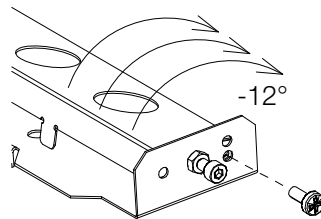
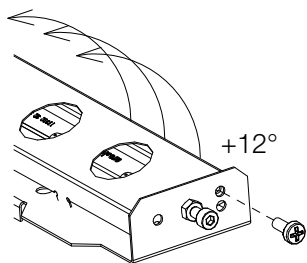
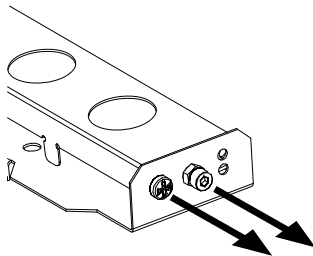
Scatola per incasso.	Box for installation.	Cielo L 645 FA71		 95  95 825±2mm
----------------------	-----------------------	---------------------	---	---

Scatola per incasso.	Box for installation.	Cielo L 1245 FA72		 95  95 1425±2mm
----------------------	-----------------------	----------------------	---	--

Telaio per controsoffitto.	Frame for recessed installation in the ceiling	Cielo L 645 FA81		 100 8 670
----------------------------	--	---------------------	---	---

Telaio per controsoffitto.	Frame for recessed installation in the ceiling	Cielo L 1245 FA82		 100 8 1270
----------------------------	--	----------------------	---	--

Adjustability LED

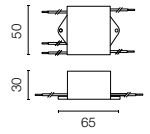


Cielo: Accessori / Accessories

Dispositivo di protezione per il sovraccarico. 275 Vac. Corrente massima di scarica 10KA (8/29us). Massima corrente operativa 5A. Adatto per la connessione in serie. IP66.

Surge protection device. 275Vac. Maximum discharge current 10KA (8/20us). Maximum operating current 5A. Suitable for series connection. IP66.

F990E00A000

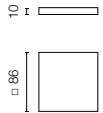


Cielo RGB: Accessori / Accessories

Controller DMX a parete per scatole ad incasso (60mm interasse fori).

DMX controller; dimmer switch for recessed box (60mm hole centres).

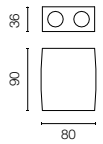
F990B10A000



Controller DMX stand-alone/interfaccia pc.

DMX controller; stand-alone/pc interface.

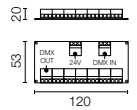
F990B11A000



DMX splitter 512 - dispositivo elettronico per rigenerare segnale dmx monodirezionale 1 Input e 7 output, 12-24Vdc. Alimentatore non incluso.

DMX splitter 512 - electronic device to regenerate the monidirectional DMX signal 1 Input and 7 output, 12-24Vdc. Power supply not included.

F990B13A000



Cavo DMX schermato con impedenza costante 110 Ohm.

DMX cable - shielded twisted pair with 110 Ohm constant impedance.

F990B12A000



Eclipse



Eclipse





Famiglia / Family

Eclipse



Mid-Power Led

up to 10W
up to 387 lm - 2700K/CRI 80
up to 416 lm - 3000K/CRI 80
up to 437 lm - 4000K/CRI 80
* Net lumen output

Mid-Power Led

up to 7,5W
up to 387 lm - 2700K/CRI 80
up to 416 lm - 3000K/CRI 80
up to 437 lm - 4000K/CRI 80
* Net lumen output

Eclipse Mini



Low-Power Led

up to 1,8W
up to 45 lm - 2700K/CRI 80
up to 51 lm - 3000K/CRI 80
up to 55 lm - 4000K/CRI 80
* Net lumen output
[2200K available on request.](#)

Colori / Colours



01 White



06 Grey



12 Forest Green



18 Deep Brown



30 Black



33 Anthracite

Descrizione / Description

Famiglia di apparecchi di illuminazione segnapasso a parete con sorgente luminosa a LED, caratterizzati dal ridotto spessore e dalla forma circolare declinata in due dimensioni. Disponibili in differenti finiture con rivestimento a doppio strato di polveri e sottoposte a trattamento di conversione chimica superficiale per una elevata resistenza alla corrosione. Le viterie di fissaggio sono in acciaio inox AISI 316L.

Eclipse

Apparecchio circolare di diametro maggiore per installazione a parete. Disponibile in versione con alimentatore incorporato e versione con alimentatore remoto a 24Vdc da ordinare separatamente. Corpo dell'apparecchio in alluminio pressofuso lega EN AB 47100 (a basso contenuto di rame e diffusore in policarbonato trasparente sagomato). L'apparecchio è dotato di uno spezzone di cavo in neoprene per una facile connessione. Fissaggio diretto sulla superficie mediante la staffa in acciaio inox inclusa.

Eclipse Mini

Apparecchio circolare di diametro minore per installazione a parete. Corpo dell'apparecchio in alluminio pressofuso lega EN AB 47100 (a basso contenuto di rame e diffusore in policarbonato trasparente sagomato). Schermo riflettente in alluminio satinato applicato mediante biadesivo in dotazione. L'apparecchio è dotato di uno spezzone di cavo in neoprene per una facile connessione.

Apparecchio in 24V dc, necessita di alimentatore remoto da ordinare separatamente. Fissaggio diretto sulla superficie o mediante scatola da incasso da ordinare separatamente, compatibile con scatola elettrica 3 moduli 503, in cui è possibile anche alloggiare l'alimentatore remoto 24Vdc.

Family of wall mounted path lights with LED source. Defined by their reduced thickness and round shape. They're available in two dimensions and different finishes, with double-layered powder coating and chemical conversion surface treatment to ensure high corrosion resistance. The fixing screws are made of stainless steel AISI 316L.

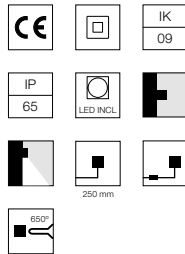
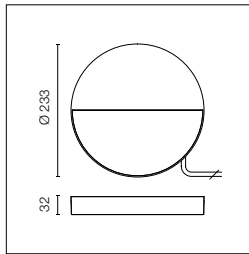
Eclipse

Big round luminaire for wall mounting. Available with integrated power supply or remote 24V dc power supply that needs to be ordered separately. EN AB-47100 die cast aluminum body (with low copper content) and transparent profiled polycarbonate diffuser. It's completed with a neoprene cable section to ease the connection. Direct attachment on the surface with an included stainless steel bracket.

Eclipse Mini

Small round luminaire for wall mounting. EN AB-47100 die cast aluminum body (with low copper content) and transparent profiled polycarbonate diffuser. It's completed with a neoprene cable section to ease the connection. The 24V dc luminaire needs a remote power supply that needs to be ordered separately. Direct attachment on the surface or with a recessed box that needs to be ordered separately. Compatible with the three-module electrical junction box, model 503, where the remote 24V dc power supply can be installed.

Eclipse



Eclipse 230V
Sorgente a LED inclusa.
Alimentazione elettrica 220-240V ON/ OFF. Dotato di spezzone di cavo uscente in neoprene 200 mm e kit con connettori crimp e guaina termorestringente adesiva per connessione a tenuta stagna.

Eclipse 230V
LED source included. Electrical power supply 220-240 ON/ OFF. Equipped with a 200mm protruding section of neoprene cable and a kit with crimpable connectors and adhesive heat-shrinkable sleeves that guarantee the tightness of the connection.

Mid - Power Led: 10W - 739 lm ≠ OUTPUT 387 lm - 2700K/CRI 80 - 220±240V / 10W - 795 lm ≠ OUTPUT 416 lm - 3000K/CRI 80 - 220±240V / 10W - 835 lm ≠ OUTPUT 437 lm - 4000K/CRI 80 - 220±240V

2700K

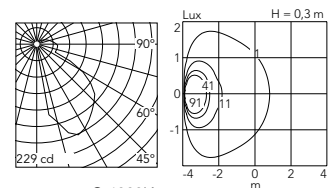
- FA54200701
- FA54200706
- FA54200712
- FA54200718
- FA54200730
- FA54200733

3000K

- FA54200301
- FA54200306
- FA54200312
- FA54200318
- FA54200330
- FA54200333

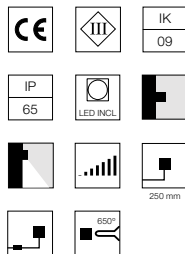
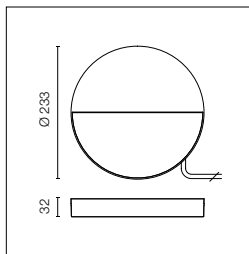
4000K

- FA54200201
- FA54200206
- FA54200212
- FA54200218
- FA54200230
- FA54200233



@ 4000K

Eclipse



Sorgente a LED inclusa.
Alimentazione elettrica remota 24V dc da ordinare separatamente. Dotato di spezzone di cavo uscente in neoprene 300 mm e kit con connettori crimp e guaina termorestringente adesiva per connessione a tenuta stagna. Dimmerabile.

LED source included. Remote electrical power supply 24V dc to be ordered separately. Equipped with a 300mm protruding section of neoprene cable and a kit with crimpable connectors and adhesive heat-shrinkable sleeves that guarantee the tightness of the connection. Dimmable.

Mid - Power Led: 7,5W - 739 lm ≠ OUTPUT 387 lm - 2700K/CRI 80 - 24Vdc / 7,5W - 795 lm ≠ OUTPUT 416 lm - 3000K/CRI 80 - 24Vdc / 7,5W - 835 lm ≠ OUTPUT 437 lm - 4000K/CRI 80 - 24Vdc

2700K

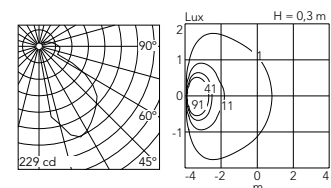
- FA54200901
- FA54200906
- FA54200912
- FA54200918
- FA54200930
- FA54200933

3000K

- FA54200601
- FA54200606
- FA54200612
- FA54200618
- FA54200630
- FA54200633

4000K

- FA54200501
- FA54200506
- FA54200512
- FA54200518
- FA54200530
- FA54200533



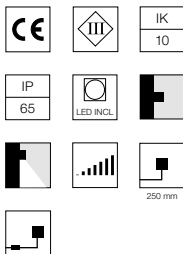
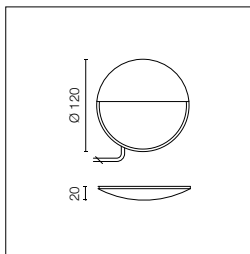
@ 4000K

* Numero massimo di apparecchi per alimentatore / Maximum number of luminaires per power supply.

Numero massimo di apparecchi per alimentatore (Vin220±240). Dati indicativi da verificare con le specifiche condizioni di installazione.

Maximum number of luminaires per power supply. (220±240 V). These data must be checked taking into account the specific installation conditions.

Acc. RF25747	1	Acc. RF25752	2
Acc. RF25757	1	Acc. RF25755	6
Acc. RF25750	2	Acc. RF25749	9
Acc. F990B21A000	2	Acc. RF25756	12
Acc. RF26387.A	2		



Sorgente a LED inclusa. Completo di schermo riflettente. Alimentazione elettrica remota 24V dc da ordinare separatamente. Cassaforma opzionale da ordinare separatamente (scatola elettrica 3 moduli 503). Dotato di spezzone di cavo uscente in neoprene 250 mm e kit con connettori crimp e guaina termorestringente adesiva per connessione a tenuta stagna. Dimmerabile.

LED source included. Completed with a reflective screen. Remote electrical power supply 24V dc to be ordered separately. Optional electrical junction box (three modules, model 503) to be ordered separately. Equipped with a 250 mm protruding section of neoprene cable and a kit with crimpable connectors and adhesive heat-shrinkable sleeves that guarantee the tightness of the connection. Dimmable.

2200K disponibile su richiesta.

2200K available on request.

Low - Power Led: 1,8W - 187 lm ≠ OUTPUT 45 lm - 2700K/CRI 80 - 24Vdc / 1,8W - 212 lm ≠ OUTPUT 51 lm - 3000K/CRI 80 - 24Vdc / 1,8W - 227 lm ≠ OUTPUT 55 lm - 4000K/CRI 80 - 24Vdc

2700K

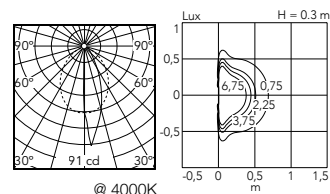
- FA52600501.A
- FA52600506.A
- FA52600512.A
- FA52600518.A
- FA52600530.A
- FA52600533.A

3000K

- FA52600301.A
- FA52600306.A
- FA52600312.A
- FA52600318.A
- FA52600330.A
- FA52600333.A

4000K

- FA52600201.A
- FA52600206.A
- FA52600212.A
- FA52600218.A
- FA52600230.A
- FA52600233.A



* Numero massimo di apparecchi per alimentatore / Maximum number of luminaires per power supply.

Numero massimo di apparecchi per alimentatore (Vin220÷240). Dati indicativi da verificare con le specifiche condizioni di installazione.

Maximum number of luminaires per power supply. (220÷240 V). These data must be checked taking into account the specific installation conditions.

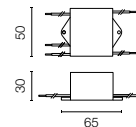
Acc. RF25754	3	Acc. RF26387.A	9
Acc. RF25748	3	Acc. RF25752	9
Acc. RF25747	5	Acc. RF25755	25
Acc. RF25757	5	Acc. RF25749	30
Acc. RF25750	8	Acc. RF25756	45
Acc. F990B21A000	8		

Eclipse: Accessori / Accessories

Dispositivo di protezione per il sovraccarico. 275Vac. Corrente massima di scarica 10KA (8/29µs). Massima corrente operativa 5A. Adatto per la connessione in serie. IP66.

Surge protection device. 275Vac. Maximum discharge current 10KA (8/20µs). Maximum operating current 5A. Suitable for series connection. IP66.

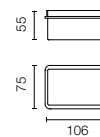
Eclipse
F990E00A000



Scatola di derivazione da incasso 3 moduli (modello 503)

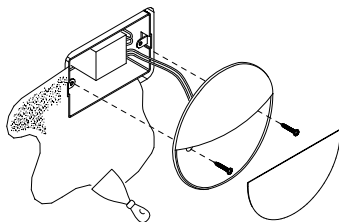
Recessed 3-module junction box (model 503)

Eclipse Mini
F990H010000



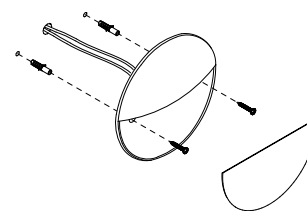
Recessed installation Eclipse Mini

Opzionale:
Alimentatore art. RF25748.



Wall installation Eclipse Mini

Optional:
Power supply code RF25748.



Eclipse: Driver/ Drivers

Alimentatore 24V 10W / 110-240V IP20 Classe II selv.	Power supply 24V 10W /110-240V IP20 Class II selv.	*RF25747		
Alimentatore 24V 10W / 110-240V IP67 Classe II selv.	Power supply 24V 10W / 110-240V IP67 Class II selv.	*RF25757		
Alimentatore per installazione remota 24Vdc 17W / 110-240V (15W@110V) IP20 Classe II selv.	Power supply for remote installation 24Vdc 17W / 110-240V (15W@110V) IP20 Class II selv.	*RF25750  Dimmable Push-Dim Or 1-10V See Wiring Diagram n.4. Page 792.		
Alimentatore 17W/110÷240V - 24Vdc (15W@110V) IP67 Classe II Selv.	Power supply 17W/110÷240V - 24Vdc (15W@110V) IP67 Class II Selv.	*F990B21A000  Dimmable Push-Dim Or 1-10V See Wiring Diagram n.4. Page 792.		
Alimentatore per installazione remota 24Vdc 20W / 110-240Vdc (15W@110V) IP67 Classe II selv.	Power supply for remote installation 24Vdc 20W / 110-240Vdc (15W@110V) IP67 Class II selv.	*RF26387.A  Dimmable DALI See Wiring Diagram n.4. Page 792.		
Alimentatore per installazione remota 24Vdc 20W / 220-240V IP67 Classe II selv.	Power supply for remote installation 24Vdc 20W / 220-240V IP67 Class II selv.	*RF25752		
Alimentatore 24Vdc 35W / 120-270V IP67 Classe II selv.	Power supply 24Vdc 35W / 120-270V IP67 Class II selv.	F990B23AZ00		
Alimentatore per installazione remota 24Vdc 50W / 120-240V IP67 Classe II selv.	Power supply for remote installation 24Vdc 50W / 120-240V IP67 Class II selv.	*RF25755		
Alimentatore per installazione remota 24Vdc 70W / 220-240V IP67 Classe II selv.	Power supply for remote installation 24Vdc 70W / 220-240V IP67 Class II selv.	*RF25749		
Alimentatore per installazione remota 24Vdc 96W / 120-240V IP67 Classe II selv.	Power supply for remote installation 24Vdc 96W / 120-240V IP67 Class II selv.	*RF25756		
Alimentatore doppia funzione Vout 24Vdc: 8W/100÷240V Iout 350ma: 6x1W/100÷240V IP20 Classe II Selv Eq.	Power supply dual function Vout 24Vdc: 8W/100÷240V Iout 350ma: 6x1W/100÷240V IP20 Class II Selv Eq.	Eclipse Mini *RF25754		
Alimentatore 24V 8W / 110-240V IP65 Classe II selv.	Power supply 24V 8W / 110-240V IP65 Class II selv.	Eclipse Mini *RF25748		

Hyperion







Famiglia / Family

Hyperion



Mid-Power Led

up to 10W
up to 401 lm - 2700K/CRI 80
up to 428 lm - 3000K/CRI 80
up to 442 lm - 4000K/CRI 80
* Net lumen output

Mid-Power Led

up to 7,5W
up to 370 lm - 2700K/CRI 80
up to 398 lm - 3000K/CRI 80
up to 418 lm - 4000K/CRI 80
* Net lumen output

Hyperion Mini



Low-Power Led

up to 1,9W
up to 57 lm - 2700K/CRI 80
up to 61 lm - 3000K/CRI 80
up to 64 lm - 4000K/CRI 80
* Net lumen output

Colori / Colours



01 White



06 Grey



12 Forest Green



18 Deep Brown



30 Black



33 Anthracite

Famiglia di apparecchi di illuminazione segnapasso a parete con sorgente luminosa a LED, caratterizzati dal ridotto spessore e dalla forma rettangolare declinata in due dimensioni. Disponibili in differenti finiture con rivestimento a doppio strato di polveri e sottoposte a trattamento di conversione chimica superficiale per una elevata resistenza alla corrosione. Le viterie di fissaggio sono in acciaio inox AISI 316L.

Hyperion

Apparecchio rettangolare di dimensione maggiore dal ridotto spessore per installazione a parete. Disponibile in versione con alimentatore incorporato e versione con alimentatore remoto a 24Vdc da ordinare separatamente. Corpo dell'apparecchio in alluminio pressofuso lega EN AB 47100 (a basso contenuto di rame e diffusore in policarbonato trasparente sagomato). L'apparecchio è dotato di uno spezzone di cavo in neoprene per una facile connessione. Fissaggio diretto sulla superficie mediante la staffa in acciaio inox inclusa.

Disponibili accessori opzionali riflettore e palo. Il riflettore in alluminio satinato garantisce un aumento del flusso emesso di circa 20% e viene fissato al corpo mediante biadesivo in dotazione. Il palo estruso viene utilizzato per il posizionamento dell'apparecchio come bollard. Il palo può essere installato facilmente a terra su qualsiasi pavimento con tasselli, oppure utilizzando l'accessorio dedicato piastra di ancoraggio e tirafondi per rendere la base del prodotto totalmente solidale con la pavimentazione.

Hyperion Mini

Apparecchio rettangolare di dimensione minore per installazione a parete. Corpo dell'apparecchio in alluminio pressofuso lega EN AB 47100 (a basso contenuto di rame e diffusore in policarbonato trasparente sagomato). Schermo riflettente in alluminio satinato applicato mediante biadesivo in dotazione. L'apparecchio è dotato di uno spezzone di cavo in neoprene per una facile connessione.

Apparecchio in 24V dc, necessita di alimentatore remoto da ordinare separatamente. Fissaggio diretto sulla superficie o mediante scatola da incasso da ordinare separatamente, compatibile con scatola elettrica 3 moduli 503, in cui è possibile anche alloggiare l'alimentatore remoto 24Vdc.

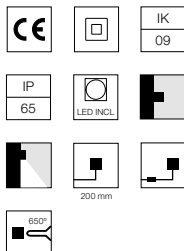
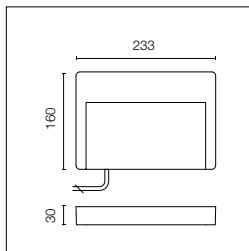
Family of wall mounted path lights with LED source. Defined by their reduced thickness and rectangular shape. They're available in two dimensions and different finishes, with double-layered powder coating and chemical conversion surface treatment to ensure high corrosion resistance. The fixing screws are made of stainless steel AISI 316L.

Hyperion

Big rectangular luminaire with reduced thickness for wall mounting. Available with integrated power supply or remote 24V dc power supply that needs to be ordered separately. EN AB-47100 die cast aluminum body (with low copper content) and transparent molded polycarbonate diffuser. It's completed with a neoprene cable section to ease the connection. Direct attachment on the surface with an included stainless steel bracket. Optional accessories available: reflector and post. The satin aluminum reflector increases the luminous flux by approximately 20% and is attached to the body with the double-sided adhesive provided. The extruded post is used to install the luminaire as a bollard. The post is easily installed on any floor surface by means of dowels or the specific accessory anchor plate and lag screws that secure the luminaire solidly to the pavement.

Hyperion Mini

Small rectangular luminaire for wall mounting. EN AB-47100 die cast aluminum body (with low copper content) and transparent molded polycarbonate diffuser. Reflective satin aluminum screen that is attached with the double-sided adhesive provided. With a neoprene cable section to ease the connection. The 24V luminaire needs a remote power supply that needs to be ordered separately. Direct attachment on the surface or with a recessed box that needs to be ordered separately. Compatible with the three module electrical junction box, model 503, where the remote 24V dc power supply can be installed.



Hyperion 230V.
Sorgente a LED inclusa.
Alimentazione elettrica 220-240V
ON/ OFF. Dotato di spezzone di cavo uscente in neoprene 200 mm e kit con connettori crimp e guaina termorestringente adesiva per connessione a tenuta stagna.
Accessori opzionali: riflettore in alluminio satinato per aumento del flusso; palo estruso h 500 mm per versione bollard. Piastra di ancoraggio per l'installazione in gettata da ordinare separatamente.

Hyperion 230V.
LED source included. Electrical power supply 220-240V ON/ OFF. Equipped with a 200 mm protruding section of neoprene cable and a kit with crimpable connectors and adhesive heat-shrinkable sleeves that guarantee the tightness of the connection.
Optional accessories: satin aluminum reflector to increase the luminous flux; 500mm tall, extruded post for the bollard version. Anchor plate to be recessed with mortar needs to be ordered separately.

Mid - Power Led: 10W - 739 lm ≠ OUTPUT 401 lm - 2700K/CRI 80 - 220÷240V / 10W - 795 lm ≠ OUTPUT 428 lm - 3000K/CRI 80 - 220÷240V / 10W - 835 lm ≠ OUTPUT 442 lm - 4000K/CRI 80 - 220÷240V

2700K

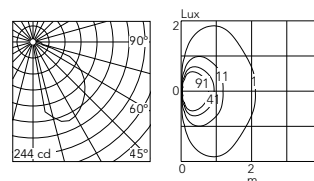
- FA52700501
- FA52700506
- FA52700512
- FA52700518
- FA52700530
- FA52700533

3000K

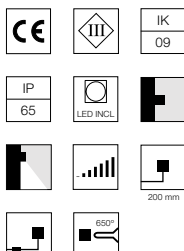
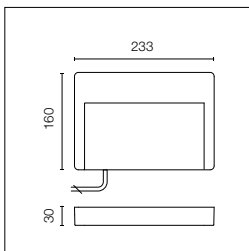
- FA52700301
- FA52700306
- FA52700312
- FA52700318
- FA52700330
- FA52700333

4000K

- FA52700201
- FA52700206
- FA52700212
- FA52700218
- FA52700230
- FA52700233



Hyperion



Sorgente a LED inclusa.
Alimentazione elettrica remota 24V dc da ordinare separatamente.
Dotato di spezzone di cavo uscente in neoprene 300 mm e kit con connettori crimp e guaina termorestringente adesiva per connessione a tenuta stagna.
Accessori opzionali: riflettore in alluminio satinato per aumento del flusso; palo estruso h 500 mm per versione bollard. Piastra di ancoraggio per l'installazione in gettata da ordinare separatamente.
Dimmerabile.

LED source included. Remote electrical power supply 24V dc to be ordered separately. Equipped with a 300 mm protruding section of neoprene cable and a kit with crimpable connectors and adhesive heat-shrinkable sleeves that guarantee the tightness of the connection.
Optional accessories: satin aluminum reflector to increase the luminous flux; 500mm tall, extruded post for the bollard version. Anchor plate to be recessed with mortar needs to be ordered separately.
Dimmable.

Mid - Power Led: 7,5W - 739 lm ≠ OUTPUT 401 lm - 2700K/CRI 80 - 24Vdc / 7,5W - 795 lm ≠ OUTPUT 428 lm - 3000K/CRI 80 - 24Vdc / 7,5W - 835 lm ≠ OUTPUT 442 lm - 4000K/CRI 80 - 24Vdc

2700K

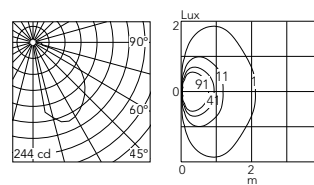
- FA52701501
- FA52701506
- FA52701512
- FA52701518
- FA52701530
- FA52701533

3000K

- FA52701301
- FA52701306
- FA52701312
- FA52701318
- FA52701330
- FA52701333

4000K

- FA52701201
- FA52701206
- FA52701212
- FA52701218
- FA52701230
- FA52701233

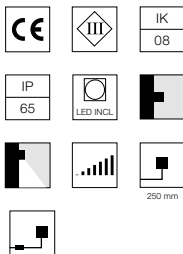
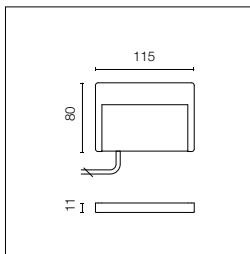


* Numero massimo di apparecchi per alimentatore / Maximum number of luminaires per power supply.

Numero massimo di apparecchi per alimentatore (Vin220÷240). Dati indicativi da verificare con le specifiche condizioni di installazione.

Maximum number of luminaires per power supply. (220÷240 V). These data must be checked taking into account the specific installation conditions.

Acc. RF25747	1	Acc. RF25752	2
Acc. RF25757	1	Acc. RF25755	6
Acc. RF25750	2	Acc. RF25749	9
Acc. F990B21A000	2	Acc. RF25756	12
Acc. RF26387.A	2		



Sorgente a LED inclusa. Completo di schermo riflettente. Alimentazione elettrica remota 24V dc da ordinare separatamente. Cassaforma opzionale da ordinare separatamente (scatola elettrica 3 moduli 503). Dotato di spezzone di cavo uscente in neoprene 250 mm e kit con connettori crimp e guaina termorestringente adesiva per connessione a tenuta stagna. Dimmerabile.

LED source included. Completed with a reflective screen. Remote electrical power supply 24V dc to be ordered separately. Optional junction box to be ordered separately (3 module electrical box, model 503). Equipped with a 250 mm protruding section of neoprene cable and a kit with crimpable connectors and adhesive heat-shrinkable sleeves that guarantee the tightness of the connection. Dimmable.

Low - Power Led: 1,9W - 139 lm ≠ OUTPUT 57 lm - 2700K/CRI 80 - 24Vdc / 1,9W - 149 lm ≠ OUTPUT 61 lm - 3000K/CRI 80 - 24Vdc / 1,9W - 156 lm ≠ OUTPUT 64 lm - 4000K/CRI 80 - 24Vdc

2700K

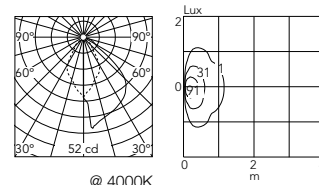
- FA102960001
- FA102960006
- FA102960012
- FA102960018
- FA102960030
- FA102960033

3000K

- FA102950001
- FA102950006
- FA102950012
- FA102950018
- FA102950030
- FA102950033

4000K

- FA1022290001
- FA1022290006
- FA1022290012
- FA1022290018
- FA1022290030
- FA1022290033



* Numero massimo di apparecchi per alimentatore / Maximum number of luminaires per power supply.

Numero massimo di apparecchi per alimentatore (Vin220÷240). Dati indicativi da verificare con le specifiche condizioni di installazione.

Maximum number of luminaires per power supply. (220÷240 V). These data must be checked taking into account the specific installation conditions.

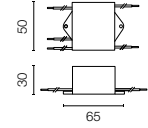
Acc. RF25754	3	Acc. RF26387_A	9
Acc. RF25748	3	Acc. RF25752	9
Acc. RF25747	5	Acc. RF25755	25
Acc. RF25757	5	Acc. RF25749	30
Acc. RF25750	8	Acc. RF25756	45
Acc. F990B21A000	8		

Hyperion: Accessori / Accessories

Dispositivo di protezione per il sovraccarico. 275Vac. Corrente massima di scarica 10KA (8/29µs). Massima corrente operativa 5A. Adatto per la connessione in serie. IP66.

Surge protection device. 275Vac. Maximum discharge current 10KA (8/20µs). Maximum operating current 5A. Suitable for series connection. IP66.

Hyperion
F990E00A000



Carter in alluminio satinato spessore 0.5mm.

Satin aluminium carter Thickness 0.5mm.

Hyperion
FA160



+

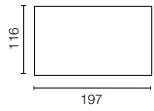


Lamp.4

=



Lamp.4+cod.160 =+20% lm

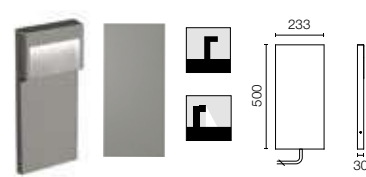


Palo estruso per utilizzo come bollard. Fissaggio diretto con tasselli o con accessorio opzionale piastra tirafondi.

Use of the extruded support as bollard. Direct fixing using studs or a base plate and fixing bolts (optional accessory).

H 500 mm

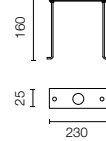
- FA24501
- FA24506
- FA24512
- FA24518
- FA24530
- FA24533



Piastra tirafondi.

Base plate with bolt.

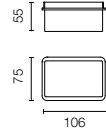
Hyperion
FA247



Scatola di derivazione da incasso 3 moduli (modello 503)

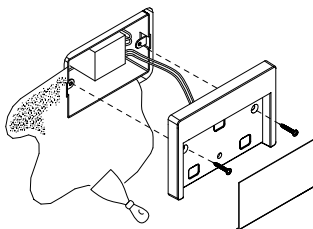
Recessed 3-module junction box (model 503)

Hyperion Mini
F990H010000



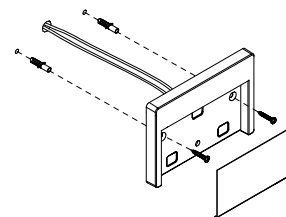
Recessed installation

Opzionale:
Alimentatore art. RF25748.



Wall installation


Optional:
Power supply code RF25748.



Hyperion: Driver/ Drivers

Alimentatore 24V 10W / 110-240V IP20 Classe II selv.	Power supply 24V 10W /110-240V IP20 Class II selv.	*RF25747		
Alimentatore 24V 10W / 110-240V IP67 Classe II selv.	Power supply 24V 10W / 110-240V IP67 Class II selv.	*RF25757		
Alimentatore per installazione remota 24Vdc 17W / 110-240V (15W@110V) IP20 Classe II selv.	Power supply for remote installation 24Vdc 17W / 110-240V (15W@110V) IP20 Class II selv.	*RF25750  Dimmable Push-Dim Or 1-10V See Wiring Diagram n.4. Page 792.		
Alimentatore 17W/110÷240V - 24Vdc (15W@110V) IP67 Classe II Selv.	Power supply 17W/110÷240V - 24Vdc (15W@110V) IP67 Class II Selv.	*F990B21A000  Dimmable Push-Dim Or 1-10V See Wiring Diagram n.4. Page 792.		
Alimentatore per installazione remota 24Vdc 20W / 110-240Vdc (15W@110V) IP67 Classe II selv.	Power supply for remote installation 24Vdc 20W / 110-240Vdc (15W@110V) IP67 Class II selv.	*RF26387.A  Dimmable DALI See Wiring Diagram n.4. Page 792.		
Alimentatore per installazione remota 24Vdc 20W / 220-240V IP67 Classe II selv.	Power supply for remote installation 24Vdc 20W / 220-240V IP67 Class II selv.	*RF25752		
Alimentatore per installazione remota 24Vdc 50W / 120-240V IP67 Classe II selv.	Power supply for remote installation 24Vdc 50W / 120-240V IP67 Class II selv.	*RF25755		
Alimentatore per installazione remota 24Vdc 70W / 220-240V IP67 Classe II selv.	Power supply for remote installation 24Vdc 70W / 220-240V IP67 Class II selv.	*RF25749		
Alimentatore per installazione remota 24Vdc 96W / 120-240V IP67 Classe II selv.	Power supply for remote installation 24Vdc 96W / 120-240V IP67 Class II selv.	*RF25756		
Alimentatore doppia funzione Vout 24Vdc: 8W/100÷240V Iout 350ma: 6x1W/100÷240V IP20 Classe II Selv Eq.	Power supply dual function Vout 24Vdc: 8W/100÷240V Iout 350ma: 6x1W/100÷240V IP20 Class II Selv Eq.	Hyperion Mini *RF25754		
Alimentatore 24V 8W / 110-240V IP65 Classe II selv.	Power supply 24V 8W / 110-240V IP65 Class II selv.	Hyperion Mini *RF25748		

Platter



Platter





Famiglia / Family

Platter 410



Mid-Power Led

up to 34W

up to 2345 lm - 2700K/CRI 80

up to 2521 lm - 3000K/CRI 80

up to 2712 lm - 4000K/CRI 80

* Net lumen output

Platter 310



Mid-Power Led

up to 18W

up to 1150 lm - 2700K/CRI 80

up to 1237 lm - 3000K/CRI 80

up to 1330 lm - 4000K/CRI 80

* Net lumen output

Platter 210



Mid-Power Led

up to 11W


up to 732 lm - 2700K/CRI 80

up to 787 lm - 3000K/CRI 80

up to 812 lm - 4000K/CRI 80

* Net lumen output

Colori / Colours



01 White



06 Grey



12 Forest Green



18 Deep Brown



30 Black



33 Anthracite



Grey / Brown Brick



Anthracite / Pale Blue



Deep Brown / Pale Brown



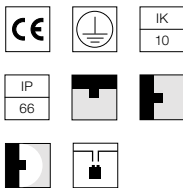
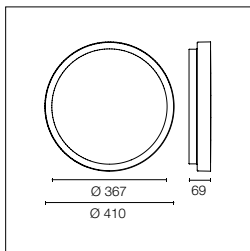
Forest Green / Olive Green

Descrizione / Description

Famiglia di apparecchi di illuminazione per installazione a parete e soffitto, caratterizzati dalla forma circolare declinata in tre dimensioni. Il diffusore in materiale plastico opalino garantisce una elevata uniformità di emissione luminosa. Piastra di fissaggio posteriore in alluminio pressofuso lega EN AB 47100 (a basso contenuto di rame), struttura e dissipatore del calore in alluminio tornito. Cornice estetica di chiusura magnetica per nascondere le viti di fissaggio, in acciaio inox AISI 316L. Disponibili in differenti finiture con rivestimento a doppio strato di polveri e sottoposte a trattamento di conversione chimica superficiale per una elevata resistenza alla corrosione.

Family of wall or ceiling mounted luminaires. Defined by their round shape. Available in three dimensions. Diffuser made of opal plastic material that guarantees high uniformity in light emission. EN AB-47100 die-cast mounting plate (with low copper content), turned aluminum structure and heat sinks. Magnetic closing frame to hide the AISI 316L stainless steel fixing screws. Available in different finishes, with double-layered powder coating and chemical conversion surface treatment to ensure high corrosion resistance.

Platter 410



Sorgente a LED inclusa.
Alimentazione elettrica 220-240V ON/ OFF e dimmerabile 1-10V o DALI integrata. Dotata di passacavo IP65, per cavi in gomma 5mmϕ<math><10\text{mm}</math> e una morsettiere a 2 poli a connessione rapida. Per garantire la tenuta del passacavo è consigliabile utilizzare cavi elettrici flessibili idonei all'impiego in ambienti esterni.

LED source included. Integrated power supply 220-240V ON/OFF and dimmable 1-10V or DALI. With IP65 cable guide for rubber cables 5mmϕ<math><10\text{mm}</math> and a 2-pole connection box for a fast connection. To ensure the tightness of the cable guide it's recommended to use flexible electric cables suitable for exterior use.

Mid-Power Led: 34W - 3590 lm \neq OUTPUT 2345 lm - 2700K/CRI 80 - 220÷240V / 34W - 3860 lm \neq OUTPUT 2521 lm - 3000K/CRI 80 - 220÷240V / 34W - 4152 lm \neq OUTPUT 2712 lm - 4000K/CRI 80 - 220÷240V

2700K

Non Dimmable

- FA53305201
- FA53305206
- FA53305212
- FA53305218
- FA53305230
- FA53305233
- 1-10V
- FA53305201-310
- FA53305206-310
- FA53305212-310
- FA53305218-310
- FA53305230-310
- FA53305233-310

Dali

- FA53305201-300
- FA53305206-300
- FA53305212-300
- FA53305218-300
- FA53305230-300
- FA53305233-300

3000K

Non Dimmable

- FA53302201
- FA53302206
- FA53302212
- FA53302218
- FA53302230
- FA53302233
- 1-10V
- FA53302201-310
- FA53302206-310
- FA53302212-310
- FA53302218-310
- FA53302230-310
- FA53302233-310

Dali

- FA53302201-300
- FA53302206-300
- FA53302212-300
- FA53302218-300
- FA53302230-300
- FA53302233-300

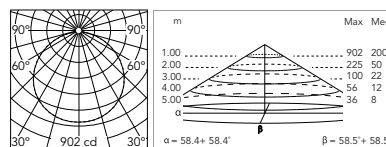
4000K

Non Dimmable

- FA53302101
- FA53302106
- FA53302112
- FA53302118
- FA53302130
- FA53302133
- 1-10V
- FA53302101-310
- FA53302106-310
- FA53302112-310
- FA53302118-310
- FA53302130-310
- FA53302133-310

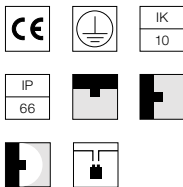
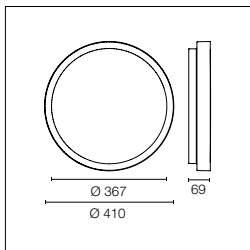
Dali

- FA53302101-300
- FA53302106-300
- FA53302112-300
- FA53302118-300
- FA53302130-300
- FA53302133-300



@ 4000K

Platter 410 Grey / Brown Brick



Sorgente a LED inclusa.
Alimentazione elettrica 220-240V ON/ OFF e dimmerabile 1-10V o DALI integrata. Dotata di passacavo IP65, per cavi in gomma 5mmϕ<math><10\text{mm}</math> e una morsettiere a 2 poli a connessione rapida. Per garantire la tenuta del passacavo è consigliabile utilizzare cavi elettrici flessibili idonei all'impiego in ambienti esterni.

LED source included. Integrated power supply 220-240V ON/OFF and dimmable 1-10V or DALI. With IP65 cable guide for rubber cables 5mmϕ<math><10\text{mm}</math> and a 2-pole connection box for a fast connection. To ensure the tightness of the cable guide it's recommended to use flexible electric cables suitable for exterior use.

Mid-Power Led: 34W - 3590 lm \neq OUTPUT 2345 lm - 2700K/CRI 80 - 220÷240V / 34W - 3860 lm \neq OUTPUT 2521 lm - 3000K/CRI 80 - 220÷240V / 34W - 4152 lm \neq OUTPUT 2712 lm - 4000K/CRI 80 - 220÷240V

2700K

Non Dimmable

- FA533421
- 1-10V
- FA533421-310
- Dali
- FA533421-300

3000K

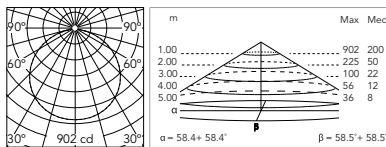
Non Dimmable

- FA533431
- 1-10V
- FA533431-310
- Dali
- FA533431-300

4000K

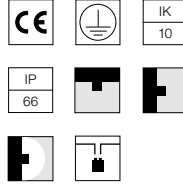
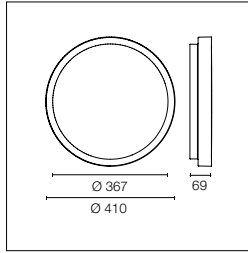
Non Dimmable

- FA533441
- 1-10V
- FA533441-310
- Dali
- FA533441-300



@ 4000K

Platter 410 Anthracite / Pale Blue



Sorgente a LED inclusa. Alimentazione elettrica 220-240V ON/ OFF e dimmerabile 1-10V o DALI integrata. Dotata di passacavo IP65, per cavi in gomma 5mm< ϕ <10mm e una morsettiere a 2 poli a connessione rapida. Per garantire la tenuta del passacavo è consigliabile utilizzare cavi elettrici flessibili idonei all'impiego in ambienti esterni.

LED source included. Integrated power supply 220-240V ON/OFF and dimmable 1-10V or DALI. With IP65 cable guide for rubber cables 5mm< ϕ <10mm and a 2-pole connection box for a fast connection. To ensure the tightness of the cable guide it's recommended to use flexible electric cables suitable for exterior use.

Mid-Power Led: 34W - 3590 lm \neq OUTPUT 2345 lm - 2700K/CRI 80 - 220 \pm 240V / 34W - 3860 lm \neq OUTPUT 2521 lm - 3000K/CRI 80 - 220 \pm 240V / 34W - 4152 lm \neq OUTPUT 2712 lm - 4000K/CRI 80 - 220 \pm 240V

2700K

Non Dimmable

● FA533422

1-10V

● FA533422-310

Dali

● FA533422-300

3000K

Non Dimmable

● FA533432

1-10V

● FA533432-310

Dali

● FA533432-300

4000K

Non Dimmable

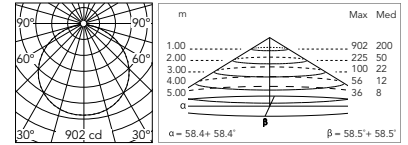
● FA533442

1-10V

● FA533442-310

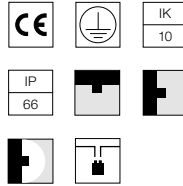
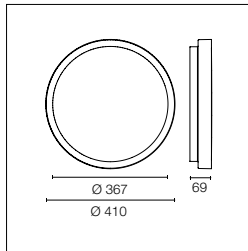
Dali

● FA533442-300



@ 4000K

Platter 410 Deep Brown / Pale Brown



Sorgente a LED inclusa. Alimentazione elettrica 220-240V ON/ OFF e dimmerabile 1-10V o DALI integrata. Dotata di passacavo IP65, per cavi in gomma 5mm< ϕ <10mm e una morsettiere a 2 poli a connessione rapida. Per garantire la tenuta del passacavo è consigliabile utilizzare cavi elettrici flessibili idonei all'impiego in ambienti esterni.

LED source included. Integrated power supply 220-240V ON/OFF and dimmable 1-10V or DALI. With IP65 cable guide for rubber cables 5mm< ϕ <10mm and a 2-pole connection box for a fast connection. To ensure the tightness of the cable guide it's recommended to use flexible electric cables suitable for exterior use.

Mid-Power Led: 34W - 3590 lm \neq OUTPUT 2345 lm - 2700K/CRI 80 - 220 \pm 240V / 34W - 3860 lm \neq OUTPUT 2521 lm - 3000K/CRI 80 - 220 \pm 240V / 34W - 4152 lm \neq OUTPUT 2712 lm - 4000K/CRI 80 - 220 \pm 240V

2700K

Non Dimmable

● FA533423

1-10V

● FA533423-310

Dali

● FA533423-300

3000K

Non Dimmable

● FA533433

1-10V

● FA533433-310

Dali

● FA533433-300

4000K

Non Dimmable

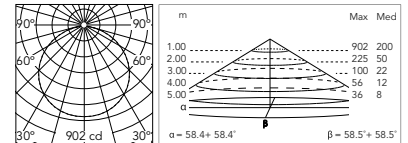
● FA533443

1-10V

● FA533443-310

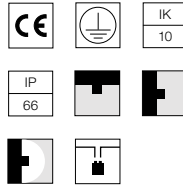
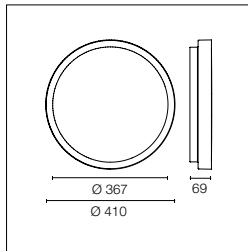
Dali

● FA533443-300



@ 4000K

Platter 410 Forest Green / Olive Green



Sorgente a LED inclusa. Alimentazione elettrica 220-240V ON/ OFF e dimmerabile 1-10V o DALI integrata. Dotata di passacavo IP65, per cavi in gomma 5mm< ϕ <10mm e una morsettiere a 2 poli a connessione rapida. Per garantire la tenuta del passacavo è consigliabile utilizzare cavi elettrici flessibili idonei all'impiego in ambienti esterni.

LED source included. Integrated power supply 220-240V ON/OFF and dimmable 1-10V or DALI. With IP65 cable guide for rubber cables 5mm< ϕ <10mm and a 2-pole connection box for a fast connection. To ensure the tightness of the cable guide it's recommended to use flexible electric cables suitable for exterior use.

Mid-Power Led: 34W - 3590 lm \neq OUTPUT 2345 lm - 2700K/CRI 80 - 220 \pm 240V / 34W - 3860 lm \neq OUTPUT 2521 lm - 3000K/CRI 80 - 220 \pm 240V / 34W - 4152 lm \neq OUTPUT 2712 lm - 4000K/CRI 80 - 220 \pm 240V

2700K

Non Dimmable

● FA533424

1-10V

● FA533424-310

Dali

● FA533424-300

3000K

Non Dimmable

● FA533434

1-10V

● FA533434-310

Dali

● FA533434-300

4000K

Non Dimmable

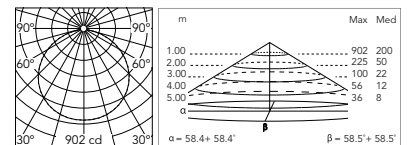
● FA533444

1-10V

● FA533444-310

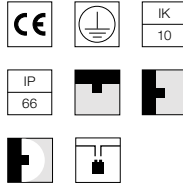
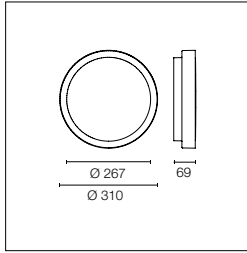
Dali

● FA533444-300



@ 4000K

Platter 310



Sorgente a LED inclusa. Alimentazione elettrica 220-240V ON/ OFF e dimmerabile 1-10V o DALI integrata. Dotata di passacavo IP65, per cavi in gomma 5mm< ϕ <10mm e una morsetteria a 2 poli a connessione rapida. Per garantire la tenuta del passacavo è consigliabile utilizzare cavi elettrici flessibili idonei all'impiego in ambienti esterni.

LED source included. Integrated power supply 220-240V ON/OFF and dimmable 1-10V or DALI. With IP65 cable guide for rubber cables 5mm< ϕ <10mm and a 2-pole connection box for a fast connection. To ensure the tightness of the cable guide it's recommended to use flexible electric cables suitable for exterior use.

Mid-Power Led: 18W - 1874 lm \neq OUTPUT 1150 lm - 2700K/CRI 80 - 220 \div 240V / 18W - 2015 lm \neq OUTPUT 1237 lm - 3000K/CRI 80 - 220 \div 240V / 18W - 2168 lm \neq OUTPUT 1330 lm - 4000K/CRI 80 - 220 \div 240V

2700K

Non Dimmable

- FA53305101
 - FA53305106
 - FA53305112
 - FA53305118
 - FA53305130
 - FA53305133
- 1-10V
- FA53305101-310
 - FA53305106-310
 - FA53305112-310
 - FA53305118-310
 - FA53305130-310
 - FA53305133-310

Dali

- FA53305101-300
- FA53305106-300
- FA53305112-300
- FA53305118-300
- FA53305130-300
- FA53305133-300

3000K

Non Dimmable

- FA53301201
 - FA53301206
 - FA53301212
 - FA53301218
 - FA53301230
 - FA53301233
- 1-10V
- FA53301201-310
 - FA53301206-310
 - FA53301212-310
 - FA53301218-310
 - FA53301230-310
 - FA53301233-310

Dali

- FA53301201-300
- FA53301206-300
- FA53301212-300
- FA53301218-300
- FA53301230-300
- FA53301233-300

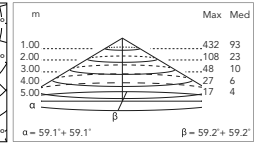
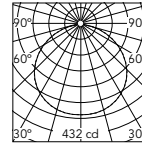
4000K

Non Dimmable

- FA53301101
 - FA53301106
 - FA53301112
 - FA53301118
 - FA53301130
 - FA53301133
- 1-10V
- FA53301101-310
 - FA53301106-310
 - FA53301112-310
 - FA53301118-310
 - FA53301130-310
 - FA53301133-310

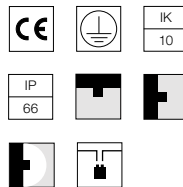
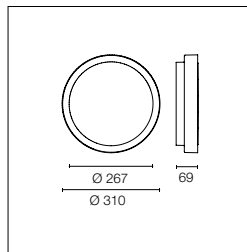
Dali

- FA53301101-300
- FA53301106-300
- FA53301112-300
- FA53301118-300
- FA53301130-300
- FA53301133-300



@ 4000K

Platter 310 Grey / Brown Brick



Sorgente a LED inclusa. Alimentazione elettrica 220-240V ON/ OFF e dimmerabile 1-10V o DALI integrata. Dotata di passacavo IP65, per cavi in gomma 5mm< ϕ <10mm e una morsetteria a 2 poli a connessione rapida. Per garantire la tenuta del passacavo è consigliabile utilizzare cavi elettrici flessibili idonei all'impiego in ambienti esterni.

LED source included. Integrated power supply 220-240V ON/OFF and dimmable 1-10V or DALI. With IP65 cable guide for rubber cables 5mm< ϕ <10mm and a 2-pole connection box for a fast connection. To ensure the tightness of the cable guide it's recommended to use flexible electric cables suitable for exterior use.

Mid-Power Led: 18W - 1874 lm \neq OUTPUT 1150 lm - 2700K/CRI 80 - 220 \div 240V / 18W - 2015 lm \neq OUTPUT 1237 lm - 3000K/CRI 80 - 220 \div 240V / 18W - 2168 lm \neq OUTPUT 1330 lm - 4000K/CRI 80 - 220 \div 240V

2700K

Non Dimmable

- FA533321
- 1-10V
- FA533321-310
- Dali
- FA533321-300

3000K

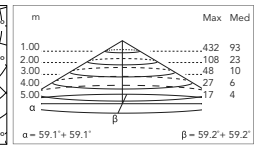
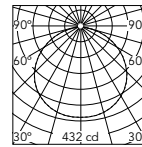
Non Dimmable

- FA533331
- 1-10V
- FA533331-310
- Dali
- FA533331-300

4000K

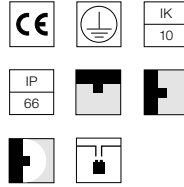
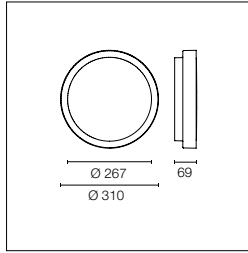
Non Dimmable

- FA533341
- 1-10V
- FA533341-310
- Dali
- FA533341-300



@ 4000K

Platter 310 Anthracite / Pale Blue



Sorgente a LED inclusa. Alimentazione elettrica 220-240V ON/ OFF e dimmerabile 1-10V o DALI integrata. Dotata di passacavo IP65, per cavi in gomma 5mm< ϕ <10mm e una morsetteria a 2 poli a connessione rapida. Per garantire la tenuta del passacavo è consigliabile utilizzare cavi elettrici flessibili idonei all'impiego in ambienti esterni.

LED source included. Integrated power supply 220-240V ON/OFF and dimmable 1-10V or DALI. With IP65 cable guide for rubber cables 5mm< ϕ <10mm and a 2-pole connection box for a fast connection. To ensure the tightness of the cable guide it's recommended to use flexible electric cables suitable for exterior use.

Mid-Power Led: 18W - 1874 lm \neq OUTPUT 1150 lm - 2700K/CRI 80 - 220 \pm 240V / 18W - 2015 lm \neq OUTPUT 1237 lm - 3000K/CRI 80 - 220 \pm 240V / 18W - 2168 lm \neq OUTPUT 1330 lm - 4000K/CRI 80 - 220 \pm 240V

2700K

Non Dimmable

● FA533322

1-10V

● FA533322-310

Dali

● FA533322-300

3000K

Non Dimmable

● FA533332

1-10V

● FA533332-310

Dali

● FA533332-300

4000K

Non Dimmable

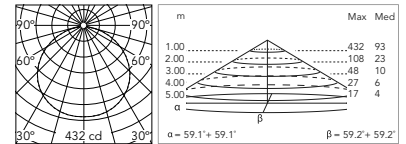
● FA533342

1-10V

● FA533342-310

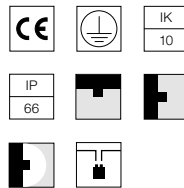
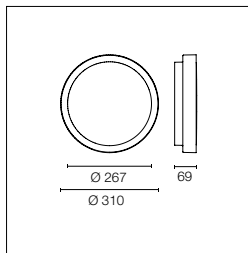
Dali

● FA533342-300



@ 4000K

Platter 310 Deep Brown / Pale Brown



Sorgente a LED inclusa. Alimentazione elettrica 220-240V ON/ OFF e dimmerabile 1-10V o DALI integrata. Dotata di passacavo IP65, per cavi in gomma 5mm< ϕ <10mm e una morsetteria a 2 poli a connessione rapida. Per garantire la tenuta del passacavo è consigliabile utilizzare cavi elettrici flessibili idonei all'impiego in ambienti esterni.

LED source included. Integrated power supply 220-240V ON/OFF and dimmable 1-10V or DALI. With IP65 cable guide for rubber cables 5mm< ϕ <10mm and a 2-pole connection box for a fast connection. To ensure the tightness of the cable guide it's recommended to use flexible electric cables suitable for exterior use.

Mid-Power Led: 18W - 1874 lm \neq OUTPUT 1150 lm - 2700K/CRI 80 - 220 \pm 240V / 18W - 2015 lm \neq OUTPUT 1237 lm - 3000K/CRI 80 - 220 \pm 240V / 18W - 2168 lm \neq OUTPUT 1330 lm - 4000K/CRI 80 - 220 \pm 240V

2700K

Non Dimmable

● FA533323

1-10V

● FA533323-310

Dali

● FA533323-300

3000K

Non Dimmable

● FA533333

1-10V

● FA533333-310

Dali

● FA533333-300

4000K

Non Dimmable

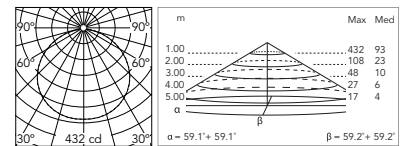
● FA533343

1-10V

● FA533343-310

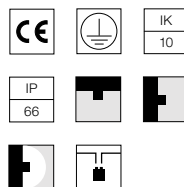
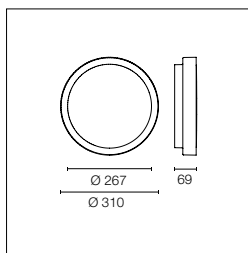
Dali

● FA533343-300



@ 4000K

Platter 310 Forest Green / Olive Green



Sorgente a LED inclusa. Alimentazione elettrica 220-240V ON/ OFF e dimmerabile 1-10V o DALI integrata. Dotata di passacavo IP65, per cavi in gomma 5mm< ϕ <10mm e una morsetteria a 2 poli a connessione rapida. Per garantire la tenuta del passacavo è consigliabile utilizzare cavi elettrici flessibili idonei all'impiego in ambienti esterni.

LED source included. Integrated power supply 220-240V ON/OFF and dimmable 1-10V or DALI. With IP65 cable guide for rubber cables 5mm< ϕ <10mm and a 2-pole connection box for a fast connection. To ensure the tightness of the cable guide it's recommended to use flexible electric cables suitable for exterior use.

Mid-Power Led: 18W - 1874 lm \neq OUTPUT 1150 lm - 2700K/CRI 80 - 220 \pm 240V / 18W - 2015 lm \neq OUTPUT 1237 lm - 3000K/CRI 80 - 220 \pm 240V / 18W - 2168 lm \neq OUTPUT 1330 lm - 4000K/CRI 80 - 220 \pm 240V

2700K

Non Dimmable

● FA533324

1-10V

● FA533324-310

Dali

● FA533324-300

3000K

Non Dimmable

● FA533334

1-10V

● FA533334-310

Dali

● FA533334-300

4000K

Non Dimmable

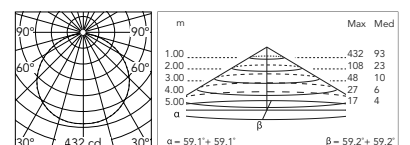
● FA533344

1-10V

● FA533344-310

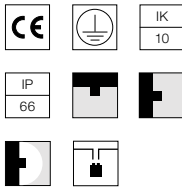
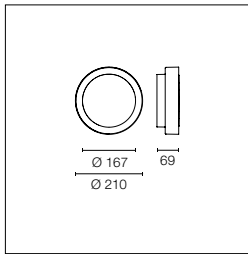
Dali

● FA533344-300



@ 4000K

Platter 210



Sorgente a LED inclusa.
Alimentazione elettrica 220-240V ON/ OFF integrata. Dotata di passacavo IP65, per cavi in gomma 5mmϕ<math><10\text{mm}</math> e una morsettiera a 2 poli a connessione rapida.
Per garantire la tenuta del passacavo è consigliabile utilizzare cavi elettrici flessibili idonei all'impiego in ambienti esterni.

LED source included. Integrated electrical power supply 220-240V ON/OFF. With IP65 cable guide for rubber cables 5mmϕ<math><10\text{mm}</math> and a 2-pole connection box for a fast connection. To ensure the tightness of the cable guide it's recommended to use flexible electric cables suitable for exterior use.

Mid-Power Led: 11W - 1202 lm \neq OUTPUT 732 lm - 2700K/CRI 80 - 220÷240V / 11W - 1292 lm \neq OUTPUT 787 lm - 3000K/CRI 80 - 220÷240V / 11W - 1334 lm \neq OUTPUT 812 lm - 4000K/CRI 80 - 220÷240V

2700K

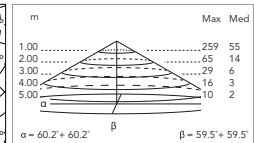
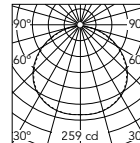
- FA53305001
- FA53305006
- FA53305012
- FA53305018
- FA53305030
- FA53305033

3000K

- FA53300201
- FA53300206
- FA53300212
- FA53300218
- FA53300230
- FA53300233

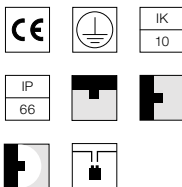
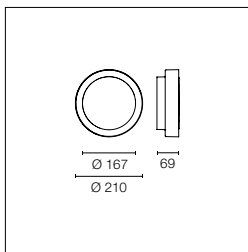
4000K

- FA53300101
- FA53300106
- FA53300112
- FA53300118
- FA53300130
- FA53300133



@ 4000K

Platter 210 Grey / Brown Brick



Sorgente a LED inclusa.
Alimentazione elettrica 220-240V ON/ OFF integrata. Dotata di passacavo IP65, per cavi in gomma 5mmϕ<math><10\text{mm}</math> e una morsettiera a 2 poli a connessione rapida.
Per garantire la tenuta del passacavo è consigliabile utilizzare cavi elettrici flessibili idonei all'impiego in ambienti esterni.

LED source included. Integrated electrical power supply 220-240V ON/OFF. With IP65 cable guide for rubber cables 5mmϕ<math><10\text{mm}</math> and a 2-pole connection box for a fast connection. To ensure the tightness of the cable guide it's recommended to use flexible electric cables suitable for exterior use.

Mid-Power Led: 11W - 1261 lm \neq OUTPUT 765 lm - 2700K/CRI 80 - 220÷240V / 11W - 1292 lm \neq OUTPUT 787 lm - 3000K/CRI 80 - 220÷240V / 11W - 1334 lm \neq OUTPUT 812 lm - 4000K/CRI 80 - 220÷240V

2700K

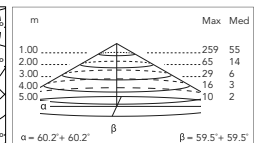
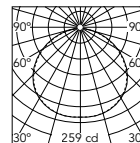
- FA533221

3000K

- FA533231

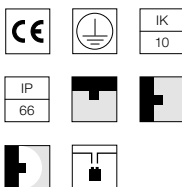
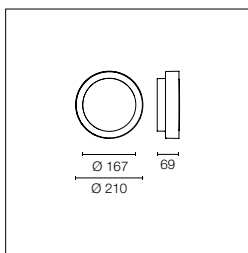
4000K

- FA533241



@ 4000K

Platter 210 Anthracite / Pale Blue



Sorgente a LED inclusa.
Alimentazione elettrica 220-240V ON/ OFF integrata. Dotata di passacavo IP65, per cavi in gomma 5mmϕ<math><10\text{mm}</math> e una morsettiera a 2 poli a connessione rapida.
Per garantire la tenuta del passacavo è consigliabile utilizzare cavi elettrici flessibili idonei all'impiego in ambienti esterni.

LED source included. Integrated electrical power supply 220-240V ON/OFF. With IP65 cable guide for rubber cables 5mmϕ<math><10\text{mm}</math> and a 2-pole connection box for a fast connection. To ensure the tightness of the cable guide it's recommended to use flexible electric cables suitable for exterior use.

Mid-Power Led: 11W - 1202 lm \neq OUTPUT 732 lm - 2700K/CRI 80 - 220÷240V / 11W - 1292 lm \neq OUTPUT 787 lm - 3000K/CRI 80 - 220÷240V / 11W - 1334 lm \neq OUTPUT 812 lm - 4000K/CRI 80 - 220÷240V

2700K

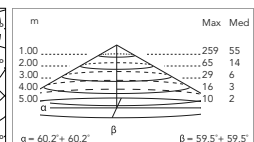
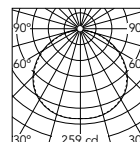
- FA533222

3000K

- FA533232

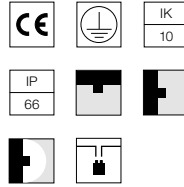
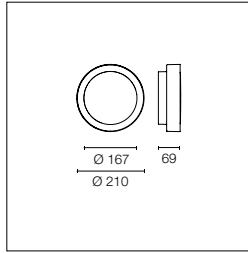
4000K

- FA533242



@ 4000K

Platter 210 Deep Brown / Pale Brown



Sorgente a LED inclusa. Alimentazione elettrica 220-240V ON/ OFF integrata. Dotata di passacavo IP65, per cavi in gomma 5mm-ϕ<math><10\text{mm}</math> e una morsettiera a 2 poli a connessione rapida. Per garantire la tenuta del passacavo è consigliabile utilizzare cavi elettrici flessibili idonei all'impiego in ambienti esterni.

LED source included. Integrated electrical power supply 220-240V ON/OFF. With IP65 cable guide for rubber cables 5mm-ϕ<math><10\text{mm}</math> and a 2-pole connection box for a fast connection. To ensure the tightness of the cable guide it's recommended to use flexible electric cables suitable for exterior use.

Mid-Power Led: 11W - 1202 lm \neq OUTPUT 732 lm - 2700K/CRI 80 - 220÷240V / 11W - 1292 lm \neq OUTPUT 787 lm - 3000K/CRI 80 - 220÷240V / 11W - 1334 lm \neq OUTPUT 812 lm - 4000K/CRI 80 - 220÷240V

2700K

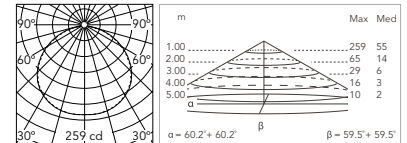
●● FA533223

3000K

●● FA533233

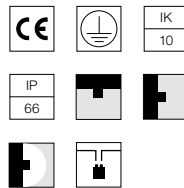
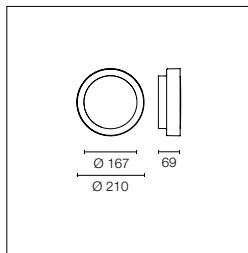
4000K

●● FA533243



@ 4000K

Platter 210 Forest Green / Olive Green



Sorgente a LED inclusa. Alimentazione elettrica 220-240V ON/ OFF integrata. Dotata di passacavo IP65, per cavi in gomma 5mm-ϕ<math><10\text{mm}</math> e una morsettiera a 2 poli a connessione rapida. Per garantire la tenuta del passacavo è consigliabile utilizzare cavi elettrici flessibili idonei all'impiego in ambienti esterni.

LED source included. Integrated electrical power supply 220-240V ON/OFF. With IP65 cable guide for rubber cables 5mm-ϕ<math><10\text{mm}</math> and a 2-pole connection box for a fast connection. To ensure the tightness of the cable guide it's recommended to use flexible electric cables suitable for exterior use.

Mid-Power Led: 11W - 1202 lm \neq OUTPUT 732 lm - 2700K/CRI 80 - 220÷240V / 11W - 1292 lm \neq OUTPUT 787 lm - 3000K/CRI 80 - 220÷240V / 11W - 1334 lm \neq OUTPUT 812 lm - 4000K/CRI 80 - 220÷240V

2700K

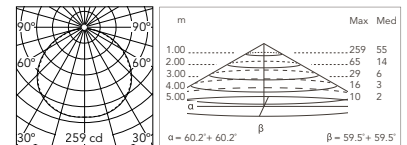
●● FA533224

3000K

●● FA533234

4000K

●● FA533244




@ 4000K

Platter: Accessori / Accessories

Dispositivo di protezione per il sovraccarico. 275Vac. Corrente massima di scarica 10KA (8/29 μ s). Massima corrente operativa 5A. Adatto per la connessione in serie. IP66.

Surge protection device. 275Vac. Maximum discharge current 10KA (8/20 μ s). Maximum operating current 5A. Suitable for series connection. IP66.

F990E00A000



Emma





Emma Ceiling 2

Emma Wall 1





Emma Wall 3

Emma Wall 1



Par 16
up to 35W
230V - GZ10

Power Led
up to 6W
up to 303 lm - 2700K/CRI 80
up to 328 lm - 3000K/CRI 80
up to 340 lm - 4000K/CRI 80
* Net lumen output
[2200K available on request.](#)

Emma Wall 2
Mono / Double



Par 16
up to 35W
230V - GZ10

Power Led
up to 6,5W
up to 439 lm - 2700K/CRI 80
up to 472 lm - 3000K/CRI 80
up to 488 lm - 4000K/CRI 80
* Net lumen output
[2200K available on request.](#)

Par 16
up to 2 x 35W
230V - GZ10

Power Led
up to 12W
up to 2x439 lm - 2700K/CRI 80
up to 2x472 lm - 3000K/CRI 80
up to 2x488 lm - 4000K/CRI 80
* Net lumen output
[2200K available on request.](#)

Emma Wall 3
Mono / Double



CoB Led
up to 14,5W
up to 1569 lm - 2700K/CRI 80
up to 1687 lm - 3000K/CRI 80
up to 1757 lm - 4000K/CRI 80
* Net lumen output

CoB Led
up to 27W
up to 2x1569 lm - 2700K/CRI 80
up to 2x1687 lm - 3000K/CRI 80
up to 2x1757 lm - 4000K/CRI 80
* Net lumen output

Emma Wall 4
Mono / Double



CoB Led
up to 20W
up to 2121 lm - 2700K/CRI 80
up to 2281 lm - 3000K/CRI 80
up to 2382 lm - 4000K/CRI 80
* Net lumen output

CoB Led
up to 39W
up to 2x2121 lm - 2700K/CRI 80
up to 2x2281 lm - 3000K/CRI 80
up to 2x2382 lm - 4000K/CRI 80
* Net lumen output

Emma Ceiling 2



Power Led
up to 6W
up to 314 lm - 2700K/CRI 80
up to 338 lm - 3000K/CRI 80
up to 363 lm - 4000K/CRI 80
* Net lumen output

Emma Ceiling 3



CoB Led
up to 12W
up to 752 lm - 3000K/CRI 80

CoB Led
up to 15W
up to 1455 lm - 2700K/CRI 80
up to 1564 lm - 3000K/CRI 80
up to 1641 lm - 4000K/CRI 80
* Net lumen output

Emma Ceiling 4



CoB Led
up to 24W
up to 1659 lm - 3000K/CRI 80

CoB Led
up to 20W
up to 1907 lm - 2700K/CRI 80
up to 2050 lm - 3000K/CRI 80
up to 2102 lm - 4000K/CRI 80
* Net lumen output

Descrizione / Description

Famiglia completa di apparecchi di illuminazione con sorgente luminosa a LED per installazione a parete e a soffitto, caratterizzati dalla forma cilindrica declinata in diversi diametri. Disponibili in differenti finiture con rivestimento a doppio strato di polveri e sottoposte a trattamento di conversione chimica superficiale per una elevata resistenza alla corrosione. Le viterie di fissaggio sono in acciaio inox AISI 316L.

Emma Wall

Apparecchio per installazione a parete disponibile in tre dimensioni di diametro. Disponibile in versione monoemissione e biemissione con differenti fasci di apertura. Corpo dell'apparecchio in alluminio estruso; basetta di fissaggio e ghiera di chiusura superiore e inferiore in alluminio pressofuso EN AB-47100 (a basso contenuto di rame). Diffusore in vetro extrachiaro con bordo serigrafato, fissato attraverso un sistema di incollaggio robotizzato a filo con il bordo lampada per evitare depositi d'acqua. Staffa di fissaggio in acciaio inox inclusa.

Emma Ceiling

Apparecchio per installazione a soffitto disponibile in tre dimensioni di diametro. Disponibile in differenti fasci di apertura. Corpo dell'apparecchio in alluminio estruso; basetta di fissaggio e ghiera di chiusura in alluminio pressofuso EN AB-47100 (a basso contenuto di rame). Diffusore in vetro extrachiaro o texturizzato con bordo serigrafato, fissato attraverso un sistema di incollaggio robotizzato a filo con il bordo lampada per evitare depositi d'acqua.

Complete luminaire family with LED source for wall and ceiling mounting. Defined by their cylinder shape. Available in different diameters and different finishes, with double-layered powder coating and chemical conversion surface treatment to ensure high corrosion resistance. The fixing screws are made of stainless steel AISI 316L.


Emma Wall

Wall luminaire, available in three different diameters. Available in mono-emission and bi-emission versions with different beam angles. Extruded aluminum body, EN AB-47100 die cast aluminum mounting plate and top and bottom lid (with low copper content). Extraclear glass diffuser with silkscreen edge, attached flush to the edge of the lamp with a robotic gluing system to avoid water deposits. Stainless steel bracket included.

Emma Ceiling

Ceiling luminaire, available in three different diameters and different beam angles. Extruded aluminum body, EN AB-47100 die cast aluminum mounting plate and top and bottom lid (with low copper content). Extraclear glass diffuser with silkscreen and textured edge, attached flush to the edge of the lamp with a robotic gluing system to avoid water deposits.

Colori / Colours



01 White



06 Grey



12 Forest Green



18 Deep Brown

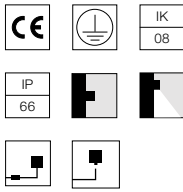
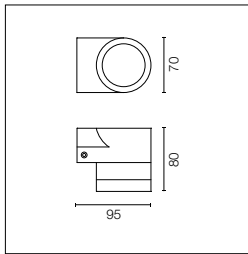


30 Black



33 Anthracite

Emma Wall 1 Retrofit

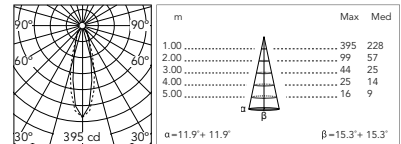


Sorgente attacco GZ10 esclusa; compatibile con lampadine LED retrofit. Alimentazione elettrica 220-230V ON/ OFF. Dotata di passacavo IP65, per cavi in gomma 5mmϕ<math><10\text{mm}</math> e una morsetteria a 2 poli a connessione rapida. Per garantire la tenuta del passacavo è consigliabile utilizzare cavi elettrici flessibili idonei all'impiego in ambienti esterni.

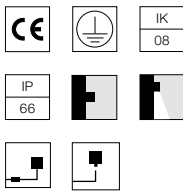
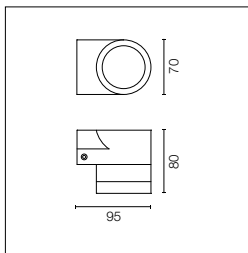
GZ10 bulb holder not included, compatible with retrofit LED bulbs. Electrical power supply 220-230V ON/OFF. With IP65 cable guide for rubber cables 5mmϕ<math><10\text{mm}</math> and a 2-pole connection box for fast connections. To ensure the tightness of the cable guide it's recommended to use flexible electric cables suitable for exterior use.

PAR 16: 35W - 230V - GZ 10 - Optional LED bulb: DR PAR 7,5W - 230V - GZ 10 - Lamp max size $\phi 50\text{mm}$ H. 55mm

- FA84280001.A
- FA84280006.A
- FA84280012.A
- FA84280018.A
- FA84280030.A
- FA84280033.A



Emma Wall 1



Sorgente a LED inclusa. Alimentazione 220-240 ON/OFF integrata. Dotata di passacavo IP65, per cavi in gomma 5mmϕ<math><10\text{mm}</math> e una morsetteria a connessione rapida. Per garantire la tenuta del passacavo è consigliabile utilizzare cavi elettrici flessibili idonei all'impiego in ambienti esterni.

LED source included. Integrated electrical power supply 220-240V ON/OFF. With IP65 cable guide for rubber cables 5mmϕ<math><10\text{mm}</math> and a connection box for fast connections. To ensure the tightness of the cable guide it's recommended to use flexible electric cables suitable for exterior use.

2200K disponibile su richiesta.

2200K available on request.

Optic Spot 14°

Power Led: 6W - 417 lm \neq OUTPUT 303 lm - 2700K/CRI 80 - 220÷230V / 6W - 447 lm \neq OUTPUT 328 lm - 3000K/CRI 80 - 220÷230V / 6W - 462 lm \neq OUTPUT 340 lm - 4000K/CRI 80 - 220÷230V

2700K

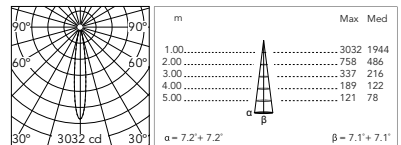
- FA844281101.A
- FA844281106.A
- FA844281112.A
- FA844281118.A
- FA844281130.A
- FA844281133.A

3000K

- FA844281201.A
- FA844281206.A
- FA844281212.A
- FA844281218.A
- FA844281230.A
- FA844281233.A

4000K

- FA844281301.A
- FA844281306.A
- FA844281312.A
- FA844281318.A
- FA844281330.A
- FA844281333.A



@ 3000K

Optic Medium 54°

Power Led: 6W - 417 lm \neq OUTPUT 270 lm - 2700K/CRI 80 - 220÷230V / 6W - 447 lm \neq OUTPUT 293 lm - 3000K/CRI 80 - 220÷230V / 6W - 462 lm \neq OUTPUT 304 lm - 4000K/CRI 80 - 220÷230V

2700K

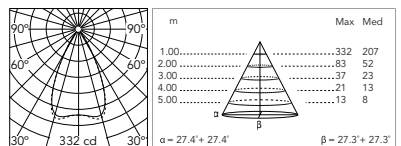
- FA844282101.A
- FA844282106.A
- FA844282112.A
- FA844282118.A
- FA844282130.A
- FA844282133.A

3000K

- FA844282201.A
- FA844282206.A
- FA844282212.A
- FA844282218.A
- FA844282230.A
- FA844282233.A

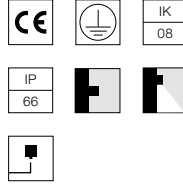
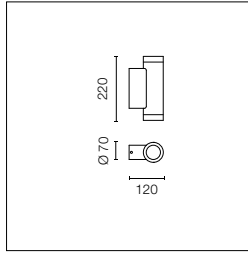
4000K

- FA844282301.A
- FA844282306.A
- FA844282312.A
- FA844282318.A
- FA844282330.A
- FA844282333.A



@ 3000K

Emma Wall 2 Mono Retrofit

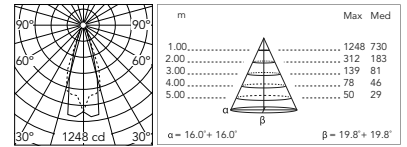


Sorgente attacco GZ10 esclusa; compatibile con lampadine LED retrofit. Alimentazione elettrica 220-230V ON/ OFF. Dotata di passacavo IP65, per cavi in gomma 5mm< ϕ <10mm e una morsettiere a connessione rapida. Per garantire la tenuta del passacavo è consigliabile utilizzare cavi elettrici flessibili idonei all'impiego in ambienti esterni.

GZ10 bulb holder not included, compatible with retrofit LED bulbs. Electrical power supply 220-230V ON/OFF. With IP65 cable guide for rubber cables 5mm< ϕ <10mm and a connection box for fast connections. To ensure the tightness of the cable guide it's recommended to use flexible electric cables suitable for exterior use.

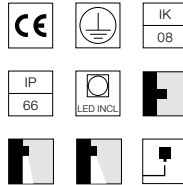
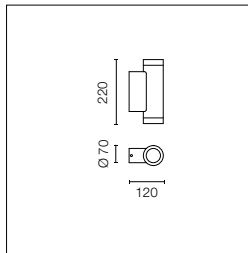
PAR 16: 35W - 230V - GZ 10 - Lamp max size ϕ 50mm H. 55mm - Optional LED bulb: DR PAR 7,5W - 230V - GZ 10

- FA116282101
- FA116282106
- FA116282112
- FA116282118
- FA116282130
- FA116282133



@ 4000K

Emma Wall 2 Mono Led



Sorgente a LED inclusa. Alimentazione elettrica 220-240V ON/ OFF integrata. Dotata di passacavo IP65, per cavi in gomma 5mm< ϕ <10mm e una morsettiere a connessione rapida. Per garantire la tenuta del passacavo è consigliabile utilizzare cavi elettrici flessibili idonei all'impiego in ambienti esterni.

LED source included. Integrated electrical power supply 220-240V ON/OFF. With IP65 cable guide for rubber cables 5mm< ϕ <10mm and a connection box for fast connections. To ensure the tightness of the cable guide it's recommended to use flexible electric cables suitable for exterior use.

2200K disponibile su richiesta.

2200K available on request.

Optic Spot 14°

Power Led: 6,5W - 574 lm \neq OUTPUT 439 lm - 2700K/CRI 80 - 110 \pm 240V / 6,5W - 617 lm \neq OUTPUT 472 lm - 3000K/CRI 80 - 110 \pm 240V / 6,5W - 649 lm \neq OUTPUT 488 lm - 4000K/CRI 80 - 110 \pm 240V

2700K

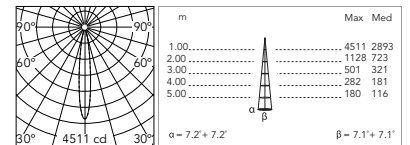
- FA116271201
- FA116271206
- FA116271212
- FA116271218
- FA116271230
- FA116271233

3000K

- FA116561201
- FA116561206
- FA116561212
- FA116561218
- FA116561230
- FA116561233

4000K

- FA1161721201
- FA1161721206
- FA1161721212
- FA1161721218
- FA1161721230
- FA1161721233



@ 4000K

Optic Medium 54°

Power Led: 6,5W - 574 lm \neq OUTPUT 392 lm - 2700K/CRI 80 - 110 \pm 240V / 6,5W - 617 lm \neq OUTPUT 422 lm - 3000K/CRI 80 - 110 \pm 240V / 6,5W - 649 lm \neq OUTPUT 436 lm - 4000K/CRI 80 - 110 \pm 240V

2700K

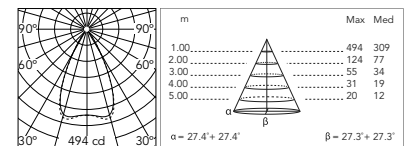
- FA116272101
- FA116272106
- FA116272112
- FA116272118
- FA116272130
- FA116272133

3000K

- FA116562101
- FA116562106
- FA116562112
- FA116562118
- FA116562130
- FA116562133

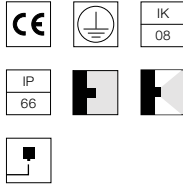
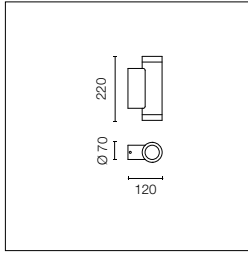
4000K

- FA1161722101
- FA1161722106
- FA1161722112
- FA1161722118
- FA1161722130
- FA1161722133



@ 4000K

Emma Wall 2 Double Retrofit

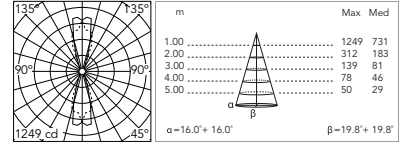


Sorgente attacco GZ10 esclusa; compatibile con lampadine LED retrofit. Alimentazione elettrica 220-230V ON/ OFF. Dotata di passacavo IP65, per cavi in gomma 5mm< ϕ <10mm e una morsettiera a 2 poli a connessione rapida. Per garantire la tenuta del passacavo è consigliabile utilizzare cavi elettrici flessibili idonei all'impiego in ambienti esterni.

GZ10 bulb holder not included, compatible with retrofit LED bulbs. Electrical power supply 220-230V ON/OFF. With IP65 cable guide for rubber cables 5mm< ϕ <10mm and a 2-pole connection box for fast connections. To ensure the tightness of the cable guide it's recommended to use flexible electric cables suitable for exterior use.

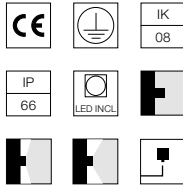
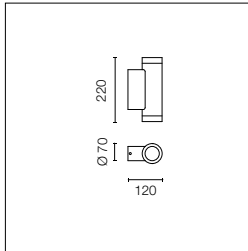
PAR 16: 2x35W - 230V - GZ 10 - Lamp max size ϕ 50mm H. 55mm - Optional LED bulb: DR PAR 7,5W - 230V - GZ 10

- FA116284201
- FA116284206
- FA116284212
- FA116284218
- FA116284230
- FA116284233



@ 4000K

Emma Wall 2 Double Led



Sorgente a LED inclusa. Alimentazione elettrica 220-240V ON/ OFF integrata. Dotata di passacavo IP65, per cavi in gomma 5mm< ϕ <10mm e una morsettiera a connessione rapida. Per garantire la tenuta del passacavo è consigliabile utilizzare cavi elettrici flessibili idonei all'impiego in ambienti esterni.

LED source included. Electrical power supply 220-240V ON/ OFF. With IP65 cable guide for rubber cables 5mm< ϕ <10mm and a connection box for fast connections. To ensure the tightness of the cable guide it's recommended to use flexible electric cables suitable for exterior use.

2200K disponibile su richiesta.

2200K available on request.

Optic Spot 14°

Power Led: 12W - 2x574 lm \neq OUTPUT 2x439 lm - 2700K/CRI 80 - 110 \div 240V / 12W - 2x617 lm \neq OUTPUT 2x472 lm - 3000K/CRI 80 - 110 \div 240V / 12W - 2x649 lm \neq OUTPUT 2x488 lm - 4000K/CRI 80 - 110 \div 240V

2700K

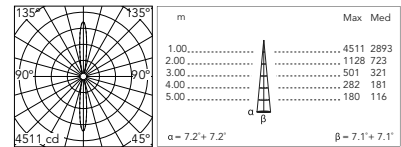
- FA1162711301
- FA1162711306
- FA1162711312
- FA1162711318
- FA1162711330
- FA1162711333

3000K

- FA1165611301
- FA1165611306
- FA1165611312
- FA1165611318
- FA1165611330
- FA1165611333

4000K

- FA11617211301
- FA11617211306
- FA11617211312
- FA11617211318
- FA11617211330
- FA11617211333



@ 4000K

Optic Medium 54°

Power Led: 12W - 2x574 lm \neq OUTPUT 2x392 lm - 2700K/CRI 80 - 110 \div 240V / 12W - 2x617 lm \neq OUTPUT 2x422 lm - 3000K/CRI 80 - 110 \div 240V / 12W - 2x649 lm \neq OUTPUT 2x436 lm - 4000K/CRI 80 - 110 \div 240V

2700K

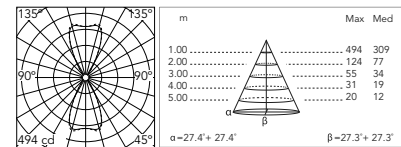
- FA116274201
- FA116274206
- FA116274212
- FA116274218
- FA116274230
- FA116274233

3000K

- FA116564201
- FA116564206
- FA116564212
- FA116564218
- FA116564230
- FA116564233

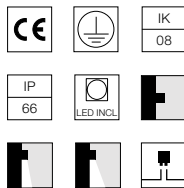
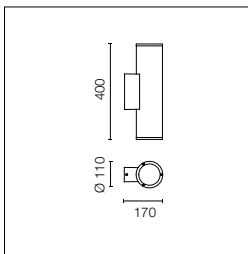
4000K

- FA1161724201
- FA1161724206
- FA1161724212
- FA1161724218
- FA1161724230
- FA1161724233



@ 4000K

Emma Wall 3 Mono



Sorgente a LED inclusa.
Alimentazione elettrica 220-240V ON/ OFF integrata. Dotata di due passacavi IP65, per cavi in gomma 8mmϕ<math><12\text{mm}</math> e una morsetteria a connessione rapida. Per garantire la tenuta del passacavo è consigliabile utilizzare cavi elettrici flessibili idonei all'impiego in ambienti esterni.

LED source included. Electrical power supply 220-240V ON/OFF. With IP65 cable guide for rubber cables 8mmϕ<math><12\text{mm}</math> and a connection box for fast connections. To ensure the tightness of the cable guide it's recommended to use flexible electric cables suitable for exterior use.

Optic Spot 20°

CoB Led: 14,5W - 1895 lm \neq OUTPUT 1569 lm - 2700K/CRI 80 - 220 \pm 240V / 14,5W - 2038 lm \neq OUTPUT 1687 lm - 3000K/CRI 80 - 220 \pm 240V / 14,5W - 2123 lm \neq OUTPUT 1757 lm - 4000K/CRI 80 - 220 \pm 240V

2700K

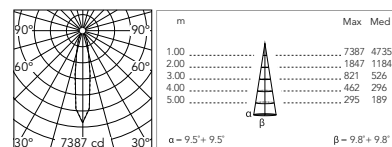
- FA11727914601
- FA11727914606
- FA11727914612
- FA11727914618
- FA11727914630
- FA11727914633

3000K

- FA11726914601
- FA11726914606
- FA11726914612
- FA11726914618
- FA11726914630
- FA11726914633

4000K

- FA11726814601
- FA11726814606
- FA11726814612
- FA11726814618
- FA11726814630
- FA11726814633



@ 4000K

Optic Medium 38°

CoB Led: 14,5W - 1895 lm \neq OUTPUT 1526 lm - 2700K/CRI 80 - 220 \pm 240V / 14,5W - 2038 lm \neq OUTPUT 1641 lm - 3000K/CRI 80 - 220 \pm 240V / 14,5W - 2123 lm \neq OUTPUT 1709 lm - 4000K/CRI 80 - 220 \pm 240V

2700K

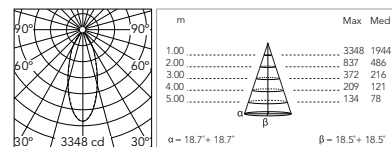
- FA11727914701
- FA11727914706
- FA11727914712
- FA11727914718
- FA11727914730
- FA11727914733

3000K

- FA11726914701
- FA11726914706
- FA11726914712
- FA11726914718
- FA11726914730
- FA11726914733

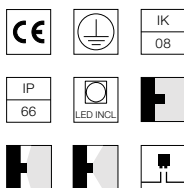
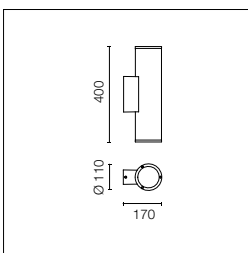
4000K

- FA11726814701
- FA11726814706
- FA11726814712
- FA11726814718
- FA11726814730
- FA11726814733



@ 4000K

Emma Wall 3 Double



Sorgente a LED inclusa.
Alimentazione elettrica 220-240V ON/ OFF integrata. Dotata di due passacavi IP65, per cavi in gomma 8mmϕ<math><12\text{mm}</math> e una morsetteria a connessione rapida. Per garantire la tenuta del passacavo è consigliabile utilizzare cavi elettrici flessibili idonei all'impiego in ambienti esterni.

LED source included. Electrical power supply 220-240V ON/OFF. With IP65 cable guide for rubber cables 8mmϕ<math><12\text{mm}</math> and a connection box for fast connections. To ensure the tightness of the cable guide it's recommended to use flexible electric cables suitable for exterior use.

Optic Spot 20°

CoB Led: 27W - 2x1895 lm \neq OUTPUT 2x1569 lm - 2700K/CRI 80 - 220 \pm 240V / 27W - 2x2038 lm \neq OUTPUT 2x1687 lm - 3000K/CRI 80 - 220 \pm 240V / 27W - 2x2123 lm \neq OUTPUT 2x1757 lm - 4000K/CRI 80 - 220 \pm 240V

2700K

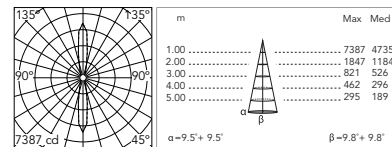
- FA11727914801
- FA11727914806
- FA11727914812
- FA11727914818
- FA11727914830
- FA11727914833

3000K

- FA11726914801
- FA11726914806
- FA11726914812
- FA11726914818
- FA11726914830
- FA11726914833

4000K

- FA11726814801
- FA11726814806
- FA11726814812
- FA11726814818
- FA11726814830
- FA11726814833



@ 4000K

Optic Medium 38°

CoB Led: 27W - 2x1895 lm \neq OUTPUT 2x1526 lm - 2700K/CRI 80 - 220 \pm 240V / 27W - 2x2038 lm \neq OUTPUT 2x1641 lm - 3000K/CRI 80 - 220 \pm 240V / 27W - 2x2123 lm \neq OUTPUT 2x1709 lm - 4000K/CRI 80 - 220 \pm 240V

2700K

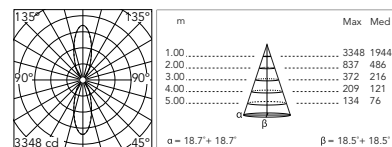
- FA11727914901
- FA11727914906
- FA11727914912
- FA11727914918
- FA11727914930
- FA11727914933

3000K

- FA11726914901
- FA11726914906
- FA11726914912
- FA11726914918
- FA11726914930
- FA11726914933

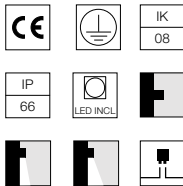
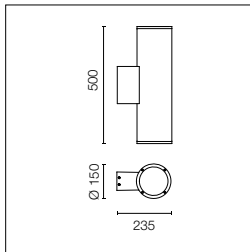
4000K

- FA11726814901
- FA11726814906
- FA11726814912
- FA11726814918
- FA11726814930
- FA11726814933



@ 4000K

Emma Wall 4 Mono



Sorgente a LED inclusa.
Alimentazione elettrica 220-240V ON/ OFF integrata. Dotata di due passacavi IP65, per cavi in gomma 8mmϕ<math><12\text{mm}</math> e una morsettiera a connessione rapida. Per garantire la tenuta del passacavo è consigliabile utilizzare cavi elettrici flessibili idonei all'impiego in ambienti esterni.

LED source included. Electrical power supply 220-240V ON/ OFF. With IP65 cable guide for rubber cables 8mmϕ<math><12\text{mm}</math> and a connection box for fast connections. To ensure the tightness of the cable guide it's recommended to use flexible electric cables suitable for exterior use.

Optic Spot 18°

CoB Led: 20W - 2744 lm \neq OUTPUT 2121 lm - 2700K/CRI 80 - 220÷240V / 20W - 2950 lm \neq OUTPUT 2281 lm - 3000K/CRI 80 - 220÷240V / 20W - 3080 lm \neq OUTPUT 2382 lm - 4000K/CRI 80 - 220÷240V

2700K

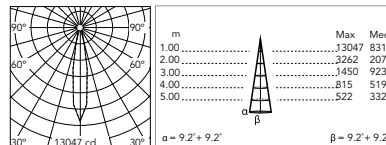
- FA11828215001
- FA11828215006
- FA11828215012
- FA11828215018
- FA11828215030
- FA11828215033

3000K

- FA11827215001
- FA11827215006
- FA11827215012
- FA11827215018
- FA11827215030
- FA11827215033

4000K

- FA11827115001
- FA11827115006
- FA11827115012
- FA11827115018
- FA11827115030
- FA11827115033



@ 4000K

Optic Medium 42°

CoB Led: 20W - 2744 lm \neq OUTPUT 2030 lm - 2700K/CRI 80 - 220÷240V / 20W - 2950 lm \neq OUTPUT 2183 lm - 3000K/CRI 80 - 220÷240V / 20W - 3080 lm \neq OUTPUT 2279 lm - 4000K/CRI 80 - 220÷240V

2700K

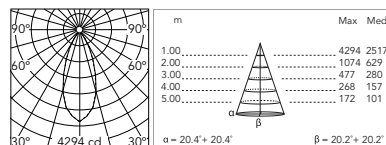
- FA11828215101
- FA11828215106
- FA11828215112
- FA11828215118
- FA11828215130
- FA11828215133

3000K

- FA11827215101
- FA11827215106
- FA11827215112
- FA11827215118
- FA11827215130
- FA11827215133

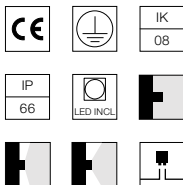
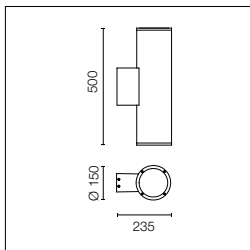
4000K

- FA11827115101
- FA11827115106
- FA11827115112
- FA11827115118
- FA11827115130
- FA11827115133



@ 4000K

Emma Wall 4 Double



Sorgente a LED inclusa.
Alimentazione elettrica 220-240V ON/ OFF integrata. Dotata di due passacavi IP65, per cavi in gomma 8mmϕ<math><12\text{mm}</math> e una morsettiera a connessione rapida. Per garantire la tenuta del passacavo è consigliabile utilizzare cavi elettrici flessibili idonei all'impiego in ambienti esterni.

LED source included. Electrical power supply 220-240V ON/ OFF. With IP65 cable guide for rubber cables 8mmϕ<math><12\text{mm}</math> and a connection box for fast connections. To ensure the tightness of the cable guide it's recommended to use flexible electric cables suitable for exterior use.

Optic Spot 18°

CoB Led: 39W - 2x2744 lm \neq OUTPUT 2x2121 lm - 2700K/CRI 80 - 220÷240V / 39W - 2x2950 lm \neq OUTPUT 2x2281 lm - 3000K/CRI 80 - 220÷240V / 39W - 2x3080 lm \neq OUTPUT 2x2382 lm - 4000K/CRI 80 - 220÷240V

2700K

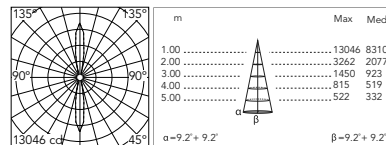
- FA11828215201
- FA11828215206
- FA11828215212
- FA11828215218
- FA11828215230
- FA11828215233

3000K

- FA11827215201
- FA11827215206
- FA11827215212
- FA11827215218
- FA11827215230
- FA11827215233

4000K

- FA11827115201
- FA11827115206
- FA11827115212
- FA11827115218
- FA11827115230
- FA11827115233



@ 4000K

Optic Medium 42°

CoB Led: 39W - 2x2744 lm \neq OUTPUT 2x2030 lm - 2700K/CRI 80 - 220÷240V / 39W - 2x2950 lm \neq OUTPUT 2x2183 lm - 3000K/CRI 80 - 220÷240V / 39W - 2x3080 lm \neq OUTPUT 2x2279 lm - 4000K/CRI 80 - 220÷240V

2700K

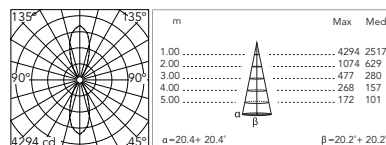
- FA11828215301
- FA11828215306
- FA11828215312
- FA11828215318
- FA11828215330
- FA11828215333

3000K

- FA11827215301
- FA11827215306
- FA11827215312
- FA11827215318
- FA11827215330
- FA11827215333

4000K

- FA11827115301
- FA11827115306
- FA11827115312
- FA11827115318
- FA11827115330
- FA11827115333



@ 4000K

Emma Wall: Accessori / Accessories

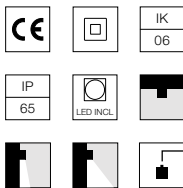
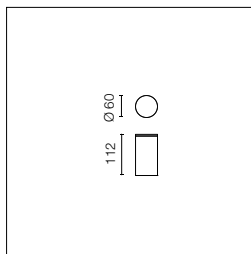
Sistema di giunzione IP68 a 2
vie 4 poli. (Ø7÷12mm cavo).

2 way terminal block 4 poles
IP68. (Ø7÷12mm cable).

F990C040000



Emma Ceiling 2



Sorgente a LED inclusa. Alimentazione elettrica 220-240V ON/ OFF integrata. Dotata di passacavo IP65, per cavi in gomma 5mmϕ<math><9\text{mm}</math> e una morsetteria a connessione rapida. Per garantire la tenuta del passacavo è consigliabile utilizzare cavi elettrici flessibili idonei all'impiego in ambienti esterni.

LED source included. Integrated electrical power supply 220-240V ON/OFF. With IP65 cable guide for rubber cables 5mmϕ<math><9\text{mm}</math> and a connection box for fast connections. To ensure the tightness of the cable guide it's recommended to use flexible electric cables suitable for exterior use.

Optic Spot 15°

Power Led: 6W - 442 lm \neq OUTPUT 396 lm - 2700K/CRI 80 - 220÷240V / 6W - 475 lm \neq OUTPUT 426 lm - 3000K/CRI 80 - 220÷240V / 6W - 510 lm \neq OUTPUT 458 lm - 4000K/CRI 80 - 220÷240V

2700K

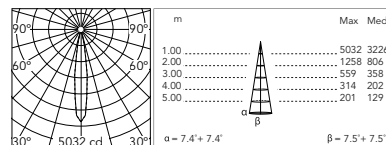
- FA53124201.A
- FA53124206.A
- FA53124212.A
- FA53124218.A
- FA53124230.A
- FA53124233.A

3000K

- FA53104201
- FA53104206
- FA53104212
- FA53104218
- FA53104230
- FA53104233

4000K

- FA53104101
- FA53104106
- FA53104112
- FA53104118
- FA53104130
- FA53104133



@ 4000K

Optic Flood 65°

Power Led: 6W - 442 lm \neq OUTPUT 314 lm - 2700K/CRI 80 - 220÷240V / 6W - 475 lm \neq OUTPUT 338 lm - 3000K/CRI 80 - 220÷240V / 6W - 510 lm \neq OUTPUT 363 lm - 4000K/CRI 80 - 220÷240V

2700K

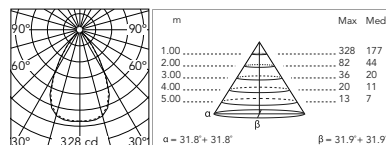
- FA53124401.A
- FA53124406.A
- FA53124412.A
- FA53124418.A
- FA53124430.A
- FA53124433.A

3000K

- FA53104401
- FA53104406
- FA53104412
- FA53104418
- FA53104430
- FA53104433

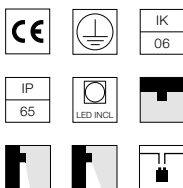
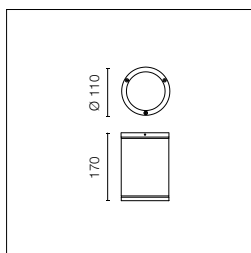
4000K

- FA53104301
- FA53104306
- FA53104312
- FA53104318
- FA53104330
- FA53104333



@ 4000K

Emma Ceiling 3 Direct Voltage



Sorgente a LED inclusa. Modulo Led configurato per lavorare direttamente alla rete elettrica 220-230V ON/ OFF. Dotata di due passacavi IP65, per cavi in gomma 5mmϕ<math><9\text{mm}</math> e una morsetteria a connessione rapida. Per garantire la tenuta del passacavo è consigliabile utilizzare cavi elettrici flessibili idonei all'impiego in ambienti esterni.

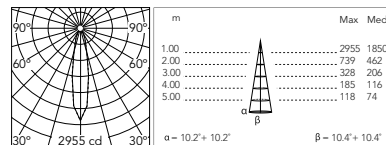
LED source included. LED module configured to work directly on the mains 220-230V ON/OFF. With IP65 cable guide for rubber cables 5mmϕ<math><9\text{mm}</math> and a connection box for fast connections. To ensure the tightness of the cable guide it's recommended to use flexible electric cables suitable for exterior use.

Optic Spot 20°

CoB Led: 12W - 951 lm \neq OUTPUT 752 lm - 3000K/CRI 80 - 220÷230V

3000K

- FA53102901
- FA53102906
- FA53102912
- FA53102918
- FA53102930
- FA53102933



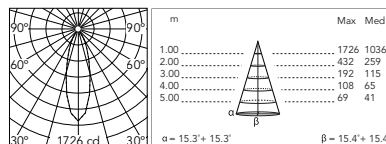
@ 3000K

Optic Medium 30°

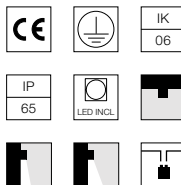
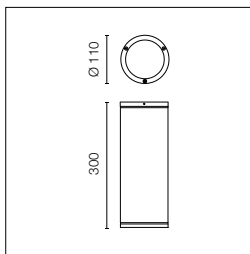
CoB Led: 12W - 951 lm \neq OUTPUT 713 lm - 3000K/CRI 80 - 220÷230V

3000K

- FA53103001
- FA53103006
- FA53103012
- FA53103018
- FA53103030
- FA53103033



@ 3000K



Sorgente a LED inclusa. Alimentazione elettrica 220-240V ON/ OFF e dimmerabile 1-10V o DALI integrata. Dotata di due passacavi IP65, per cavi in gomma 5mm$\phi$$\leq$9mm e una morsetteria a connessione rapida. Per garantire la tenuta del passacavo è consigliabile utilizzare cavi elettrici flessibili idonei all'impiego in ambienti esterni.

LED source included. Integrated power supply 220-230V ON/OFF and dimmable 1-10V or DALI. With IP65 cable guide for rubber cables 5mm$\phi$$\leq$9mm and a connection box for fast connections. To ensure the tightness of the cable guide it's recommended to use flexible electric cables suitable for exterior use.

Optic Spot 20°

CoB Led: 15W - 1622 lm \neq OUTPUT 1455 lm - 2700K/CRI 80 - 220÷240V / 15W - 1744 lm \neq OUTPUT 1564 lm - 3000K/CRI 80 - 220÷240V / 15W - 1829 lm \neq OUTPUT 1641 lm - 4000K/CRI 80 - 220÷240V

2700K

Non Dimmable

- FA53121201
- FA53121206
- FA53121212
- FA53121218
- FA53121230
- FA53121233

1-10V

- FA53121201-310
- FA53121206-310
- FA53121212-310
- FA53121218-310
- FA53121230-310
- FA53121233-310

Dali

- FA53121201-300.A
- FA53121206-300.A
- FA53121212-300.A
- FA53121218-300.A
- FA53121230-300.A
- FA53121233-300.A

3000K

Non Dimmable

- FA53101201
- FA53101206
- FA53101212
- FA53101218
- FA53101230
- FA53101233

1-10V

- FA53101201-310
- FA53101206-310
- FA53101212-310
- FA53101218-310
- FA53101230-310
- FA53101233-310

Dali

- FA53101201-300.A
- FA53101206-300.A
- FA53101212-300.A
- FA53101218-300.A
- FA53101230-300.A
- FA53101233-300.A

4000K

Non Dimmable

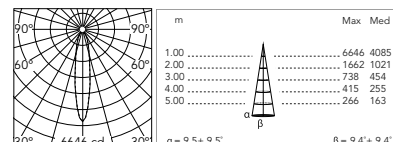
- FA53101101
- FA53101106
- FA53101112
- FA53101118
- FA53101130
- FA53101133

1-10V

- FA53101101-310
- FA53101106-310
- FA53101112-310
- FA53101118-310
- FA53101130-310
- FA53101133-310

Dali

- FA53101101-300.A
- FA53101106-300.A
- FA53101112-300.A
- FA53101118-300.A
- FA53101130-300.A
- FA53101133-300.A



@ 4000K

Optic Medium 40°

CoB Led: 15W - 1622 lm \neq OUTPUT 1443 lm - 2700K/CRI 80 - 220÷240V / 15W - 1744 lm \neq OUTPUT 1552 lm - 3000K/CRI 80 - 220÷240V / 15W - 1829 lm \neq OUTPUT 1628 lm - 4000K/CRI 80 - 220÷240V

2700K

Non Dimmable

- FA53120901
- FA53120906
- FA53120912
- FA53120918
- FA53120930
- FA53120933

1-10V

- FA53120901-310
- FA53120906-310
- FA53120912-310
- FA53120918-310
- FA53120930-310
- FA53120933-310

Dali

- FA53120901-300.A
- FA53120906-300.A
- FA53120912-300.A
- FA53120918-300.A
- FA53120930-300.A
- FA53120933-300.A

3000K

Non Dimmable

- FA53100901
- FA53100906
- FA53100912
- FA53100918
- FA53100930
- FA53100933

1-10V

- FA53100901-310
- FA53100906-310
- FA53100912-310
- FA53100918-310
- FA53100930-310
- FA53100933-310

Dali

- FA53100901-300.A
- FA53100906-300.A
- FA53100912-300.A
- FA53100918-300.A
- FA53100930-300.A
- FA53100933-300.A

4000K

Non Dimmable

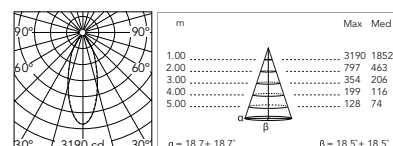
- FA53100801
- FA53100806
- FA53100812
- FA53100818
- FA53100830
- FA53100833

1-10V

- FA53100801-310
- FA53100806-310
- FA53100812-310
- FA53100818-310
- FA53100830-310
- FA53100833-310

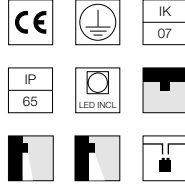
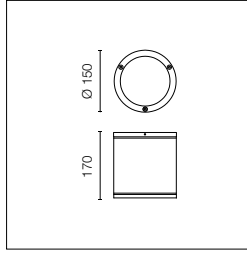
Dali

- FA53100801-300.A
- FA53100806-300.A
- FA53100812-300.A
- FA53100818-300.A
- FA53100830-300.A
- FA53100833-300.A



@ 4000K

Emma Ceiling 4 Direct Voltage



Sorgente a LED inclusa. Modulo Led configurato per lavorare direttamente alla rete elettrica 220-230V ON/ OFF. Dotata di due passacavi IP65, per cavi in gomma 5mm< ϕ <9mm e una morsettieria a connessione rapida. Per garantire la tenuta del passacavo è consigliabile utilizzare cavi elettrici flessibili idonei all'impiego in ambienti esterni.

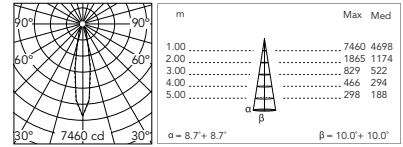
LED source included. LED module configured to work directly on the mains 220-230V ON/OFF. With IP65 cable guide for rubber cables 5mm< ϕ <9mm and a connection box for fast connections. To ensure the tightness of the cable guide it's recommended to use flexible electric cables suitable for exterior use.

Optic Spot 20°

CoB Led: 24W - 2303 lm \neq OUTPUT 1659 lm - 3000K/CRI 80 - 220÷230V

3000K

- FA53103101
- FA53103106
- FA53103112
- FA53103118
- FA53103130
- FA53103133

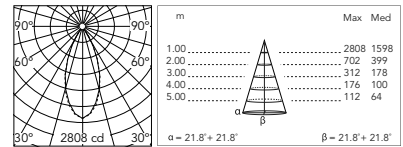


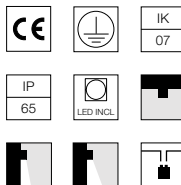
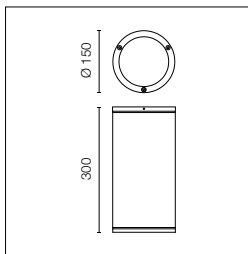
Optic Medium 40°

CoB Led: 24W - 2303 lm \neq OUTPUT 1610 lm - 3000K/CRI 80 - 220÷230V

3000K

- FA53103201
- FA53103206
- FA53103212
- FA53103218
- FA53103230
- FA53103233





Sorgente a LED inclusa. Alimentazione elettrica 220-240V ON/ OFF e dimmerabile 1-10V o DALI integrata. Dotata di due passacavi IP65, per cavi in gomma 5mm$\phi$$\leq$9mm e una morsetteria a connessione rapida. Per garantire la tenuta del passacavo è consigliabile utilizzare cavi elettrici flessibili idonei all'impiego in ambienti esterni.

LED source included. Integrated power supply 220-230V ON/OFF and dimmable 1-10V or DALI. With IP65 cable guide for rubber cables 5mm$\phi$$\leq$9mm and a connection box for fast connections. To ensure the tightness of the cable guide it's recommended to use flexible electric cables suitable for exterior use.

Optic Spot 20°

CoB Led: 20W - 2387 lm \neq OUTPUT 1907 lm - 2700K/CRI 80 - 220÷240V / 20W - 2567 lm \neq OUTPUT 2050 lm - 3000K/CRI 80 - 220÷240V / 20W - 2632 lm \neq OUTPUT 2102 lm - 4000K/CRI 80 - 220÷240V

2700K

Non Dimmable

- FA53122401
- FA53122406
- FA53122412
- FA53122418
- FA53122430
- FA53122433

1-10V

- FA53122401-310
- FA53122406-310
- FA53122412-310
- FA53122418-310
- FA53122430-310
- FA53122433-310

Dali

- FA53122401-300.A
- FA53122406-300.A
- FA53122412-300.A
- FA53122418-300.A
- FA53122430-300.A
- FA53122433-300.A

3000K

Non Dimmable

- FA53102401
- FA53102406
- FA53102412
- FA53102418
- FA53102430
- FA53102433

1-10V

- FA53102401-310
- FA53102406-310
- FA53102412-310
- FA53102418-310
- FA53102430-310
- FA53102433-310

Dali

- FA53102401-300.A
- FA53102406-300.A
- FA53102412-300.A
- FA53102418-300.A
- FA53102430-300.A
- FA53102433-300.A

4000K

Non Dimmable

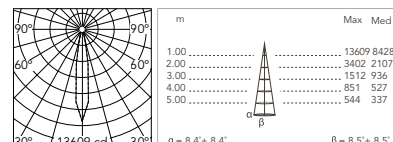
- FA53102501
- FA53102506
- FA53102512
- FA53102518
- FA53102530
- FA53102533

1-10V

- FA53102501-310
- FA53102506-310
- FA53102512-310
- FA53102518-310
- FA53102530-310
- FA53102533-310

Dali

- FA53102501-300.A
- FA53102506-300.A
- FA53102512-300.A
- FA53102518-300.A
- FA53102530-300.A
- FA53102533-300.A



@ 4000K

Optic Medium 40°

CoB Led: 20W - 2387 lm \neq OUTPUT 1923 lm - 2700K/CRI 80 - 220÷240V / 20W - 2567 lm \neq OUTPUT 2068 lm - 3000K/CRI 80 - 220÷240V / 20W - 2632 lm \neq OUTPUT 2121 lm - 4000K/CRI 80 - 220÷240V

2700K

Non Dimmable

- FA53122101
- FA53122106
- FA53122112
- FA53122118
- FA53122130
- FA53122133

1-10V

- FA53122101-310
- FA53122106-310
- FA53122112-310
- FA53122118-310
- FA53122130-310
- FA53122133-310

Dali

- FA53122101-300.A
- FA53122106-300.A
- FA53122112-300.A
- FA53122118-300.A
- FA53122130-300.A
- FA53122133-300.A

3000K

Non Dimmable

- FA53102101
- FA53102106
- FA53102112
- FA53102118
- FA53102130
- FA53102133

1-10V

- FA53102101-310
- FA53102106-310
- FA53102112-310
- FA53102118-310
- FA53102130-310
- FA53102133-310

Dali

- FA53102101-300.A
- FA53102106-300.A
- FA53102112-300.A
- FA53102118-300.A
- FA53102130-300.A
- FA53102133-300.A

4000K

Non Dimmable

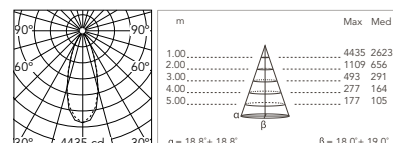
- FA53102001
- FA53102006
- FA53102012
- FA53102018
- FA53102030
- FA53102033

1-10V

- FA53102001-310
- FA53102006-310
- FA53102012-310
- FA53102018-310
- FA53102030-310
- FA53102033-310

Dali

- FA53102001-300.A
- FA53102006-300.A
- FA53102012-300.A
- FA53102018-300.A
- FA53102030-300.A
- FA53102033-300.A




@ 4000K

Emma: Accessori / Accessories

Dispositivo di protezione per il sovraccarico. 275Vac. Corrente massima di scarica 10KA (8/29 μ s). Massima corrente operativa 5A. Adatto per la connessione in serie. IP66.

Surge protection device. 275Vac. Maximum discharge current 10KA (8/20 μ s). Maximum operating current 5A. Suitable for series connection. IP66.

LED Lamps
F990E00A000



Leila







Famiglia / Family

Leila 1



CoB Led

up to 14W
up to 941 lm - 2700K/CRI 80
up to 980 lm - 3000K/CRI 80
up to 1073 lm - 4000K/CRI 80
* Net lumen output

Leila 2



CoB Led

up to 14W
up to 1457 lm - 2700K/CRI 80
up to 1567 lm - 3000K/CRI 80
up to 1653 lm - 4000K/CRI 80
* Net lumen output

Leila 3



CoB Led

up to 28W
up to 2380 lm - 2700K/CRI 80
up to 2559 lm - 3000K/CRI 80
up to 2700 lm - 4000K/CRI 80
* Net lumen output

Leila 4



CoB Led

up to 40W
up to 3443 lm - 2700K/CRI 80
up to 3742 lm - 3000K/CRI 80
up to 3929 lm - 4000K/CRI 80
* Net lumen output

Colori / Colours



01 White

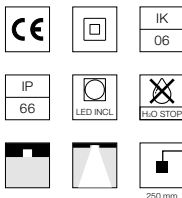
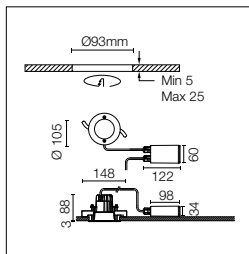


56 Matt Stainless Steel

Descrizione / Description

Famiglia di apparecchi di illuminazione con sorgente luminosa a LED per installazione a incasso a soffitto e controsoffitto in cartongesso, caratterizzati dalla forma circolare declinata in quattro dimensioni. Disponibile in diverse aperture di fascio per dimensione. Corpo dell'apparecchio in alluminio pressofuso lega EN AB 47100 (a basso contenuto di rame), ghiera esterna in acciaio inox AISI 316L pallinato o verniciato in colore bianco opaco. Diffusore in vetro testurizzato con bordo serigrafato, fissato all'apparecchio tramite incollaggio robotizzato. Le viterie di fissaggio sono in acciaio inox AISI 316L. L'apparecchio è dotato di un connettore a vite M12 a tenuta stagna che fornisce isolamento ottimale contro la penetrazione di acqua e rapido collegamento con l'unità di cablaggio. L'alimentatore è in dotazione con l'apparecchio come un kit IP67 remoto da alloggiare nella cassaforma da incasso in caso di soffitto in muratura o direttamente appoggiato in prossimità dell'apparecchio in caso di controsoffitto. Disponibile come accessorio opzionale la cassaforma in metallo da murare in caso di soffitto in muratura o cemento armato.

Luminaire family with LED source for recessed ceiling and plaster-board false ceiling mounting. Defined by their round shape. Available in four dimensions and different beam angles per dimension. EN AB-47100 die cast aluminum body (with low copper content), AISI 316L stainless steel outer lid, shot-blasted and varnished in matte white. Textured glass diffuser with silkscreen edge, attached to the luminaire with a robotic gluing system. The fixing screws are made of stainless steel AISI 316L. Equipped with a watertight M12 threaded connector that prevents water infiltration and facilitates quick connection to the wiring unit. The power supply is supplied together with a remote IP67 kit to be housed in the junction box in case of recessed installation in a masonry ceiling, or supported directly near the luminaire, in case of recessed installation in a false ceiling. The metal junction box to be recessed in case of installation in masonry or reinforced concrete ceilings is available as an accessory.



Sorgente a LED inclusa.
 Alimentazione elettrica 220-240V ON/OFF: kit remoto dotato di spezzone di cavo 400mm con connettore a vite M12 a tenuta stagna all'apparecchio e di uno spezzone di cavo 250mm per il collegamento alla linea elettrica, da alloggiare in cassaforma da ordinare separatamente per soffitto in muratura, o da appoggiare in prossimità per controsoffitto in cartongesso. Versione dimmerabile a richiesta.

LED source included. Electrical power supply 220-240V ON/OFF: remote kit with a 400mm cable section with watertight threaded M12 connector on the luminaire and a 250mm cable section for connection on the mains. This needs to be housed in the junction box for masonry ceilings (it needs to be ordered separately) or set next to the luminaire in case of plasterboard false ceilings. Dimmable version available upon request.

Optic Spot 19°

CoB Led: 14W - 941 lm ≠ OUTPUT 859 lm - 2700K/CRI 80 - 220÷240V / 14W - 980 lm ≠ OUTPUT 895 lm - 3000K/CRI 80 - 220÷240V / 14W - 1073 lm ≠ OUTPUT 980 lm - 4000K/CRI 80 - 220÷240V

2700K

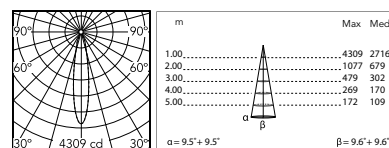
- FA53610901
- FA53610356

3000K

- FA53600901
- FA53600356

4000K

- FA53600801
- FA53600256



@ 3000K

Optic Medium 43°

CoB Led: 14W - 941 lm ≠ OUTPUT 941 lm - 2700K/CRI 80 - 220÷240V / 14W - 980 lm ≠ OUTPUT 980 lm - 3000K/CRI 80 - 220÷240V / 14W - 1073 lm ≠ OUTPUT 1073 lm - 4000K/CRI 80 - 220÷240V

2700K

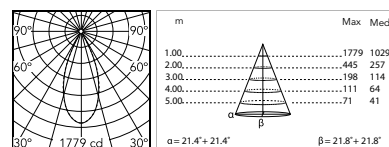
- FA53611201
- FA53610656

3000K

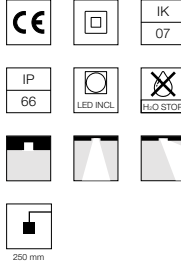
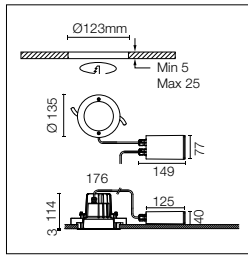
- FA53601201
- FA53600656

4000K

- FA53601101
- FA53600556



@ 3000K



Sorgente a LED inclusa. Alimentazione elettrica 220-240V ON/OFF e dimmerabile 1-10V o DALI integrata: kit remoto dotato di spezzone di cavo 400mm con connettore a vite M12 a tenuta stagna all'apparecchio e di uno spezzone di cavo 250mm per il collegamento alla linea elettrica, da alloggiare in cassaforma da ordinare separatamente per soffitto in muratura, o da appoggiare in prossimità per controsoffitto in cartongesso.

LED source included. Integrated power supply 220-240V ON/OFF and dimmable 1-10V or DALI: remote kit with a 400mm cable section with watertight threaded M12 connector on the luminaire and a 250mm cable section for connection on the mains. This needs to be housed in the junction box for masonry ceilings (it needs to be ordered separately) or set next to the luminaire in case of plasterboard false ceilings. Dimmable version available upon request.

Optic Spot 24°

CoB Led: 14W - 1457 lm ≠ OUTPUT 1457 lm - 2700K/CRI 80 - 220÷240V / 14W - 1567 lm ≠ OUTPUT 1567 lm - 3000K/CRI 80 - 220÷240V / 14W - 1653 lm ≠ OUTPUT 1653 lm - 4000K/CRI 80 - 220÷240V

2700K

Non Dimmable

- FA53612201
- FA53611456
- 1-10V
- FA53612201-310
- FA53611456-310
- Dali
- FA53612201-300
- FA53611456-300

3000K

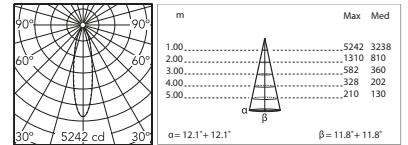
Non Dimmable

- FA53602201
- FA53601456
- 1-10V
- FA53602201-310
- FA53601456-310
- Dali
- FA53602201-300
- FA53601456-300

4000K

Non Dimmable

- FA53602101
- FA53601356
- 1-10V
- FA53602101-310
- FA53601356-310
- Dali
- FA53602101-300
- FA53601356-300



@ 3000K

Optic Medium 37°

CoB Led: 14W - 1457 lm ≠ OUTPUT 1365 lm - 2700K/CRI 80 - 220÷240V / 14W - 1567 lm ≠ OUTPUT 1468 lm - 3000K/CRI 80 - 220÷240V / 14W - 1653 lm ≠ OUTPUT 1549 lm - 4000K/CRI 80 - 220÷240V

2700K

Non Dimmable

- FA53612401
- FA53611656
- 1-10V
- FA53612401-310
- FA53611656-310
- Dali
- FA53612401-300
- FA53611656-300

3000K

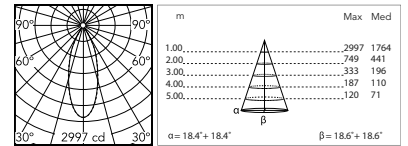
Non Dimmable

- FA53602401
- FA53601656
- 1-10V
- FA53602401-310
- FA53601656-310
- Dali
- FA53602401-300
- FA53601656-300

4000K

Non Dimmable

- FA53602301
- FA53601556
- 1-10V
- FA53602301-310
- FA53601556-310
- Dali
- FA53602301-300
- FA53601556-300



@ 3000K

Asymmetric Optic 12° - 19°

CoB Led: 14W - 1457 lm ≠ OUTPUT 974 lm - 2700K/CRI 80 - 220÷240V / 14W - 1567 lm ≠ OUTPUT 1015 lm - 3000K/CRI 80 - 220÷240V / 14W - 1653 lm ≠ OUTPUT 1111 lm - 4000K/CRI 80 - 220÷240V

2700K

Non Dimmable

- FA53612601
- FA53611856
- 1-10V
- FA53612601-310
- FA53611856-310
- Dali
- FA53612601-300
- FA53611856-300

3000K

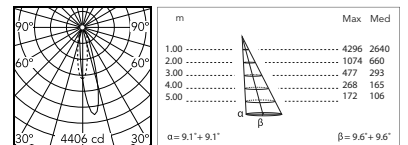
Non Dimmable

- FA53602601
- FA53601856
- 1-10V
- FA53602601-310
- FA53601856-310
- Dali
- FA53602601-300
- FA53601856-300

4000K

Non Dimmable

- FA53602501
- FA53601756
- 1-10V
- FA53602501-310
- FA53601756-310
- Dali
- FA53602501-300
- FA53601756-300



@ 3000K

Asymmetric Optic 12° - 53°

CoB Led: 14W - 1457 lm ≠ OUTPUT 1209 lm - 2700K/CRI 80 - 220÷240V / 14W - 1567 lm ≠ OUTPUT 1259 lm - 3000K/CRI 80 - 220÷240V / 14W - 1653 lm ≠ OUTPUT 1379 lm - 4000K/CRI 80 - 220÷240V

2700K

Non Dimmable

- FA53612801
- FA53612056
- 1-10V
- FA53612801-310
- FA53612056-310
- Dali
- FA53612801-300
- FA53612056-300

3000K

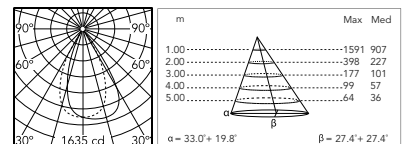
Non Dimmable

- FA53602801
- FA53602056
- 1-10V
- FA53602801-310
- FA53602056-310
- Dali
- FA53602801-300
- FA53602056-300

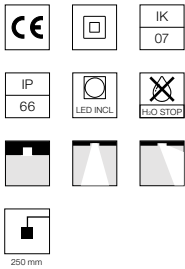
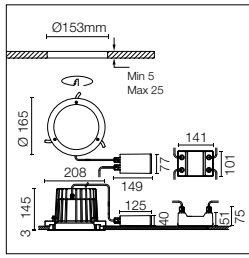
4000K

Non Dimmable

- FA53602701
- FA53601956
- 1-10V
- FA53602701-310
- FA53601956-310
- Dali
- FA53602701-300
- FA53601956-300



@ 3000K



Sorgente a LED inclusa. Alimentazione elettrica 220-240V ON/OFF e dimmerabile 1-10V o DALI integrata: kit remoto dotato di spezzone di cavo 400mm con connettore a vite M12 a tenuta stagna all'apparecchio e di uno spezzone di cavo 250mm per il collegamento alla linea elettrica, da alloggiare in cassaforma da ordinare separatamente per soffitto in muratura, o da appoggiare in prossimità per controsoffitto in cartongesso.

LED source included. Integrated power supply 220-240V ON/OFF and dimmable 1-10V or DALI: remote kit with a 400mm cable section with watertight threaded M12 connector on the luminaire and a 250mm cable section for connection on the mains. This needs to be housed in the junction box for masonry ceilings (it needs to be ordered separately) or set next to the luminaire in case of plasterboard false ceilings. Dimmable version available upon request.

Optic Spot 17°

CoB Led: 28W - 2380 lm ≠ OUTPUT 2380 lm - 2700K/CRI 80 - 220÷240V / 28W - 2559 lm ≠ OUTPUT 2559 lm - 3000K/CRI 80 - 220÷240V / 28W - 2700 lm ≠ OUTPUT 2700 lm - 4000K/CRI 80 - 220÷240V

2700K

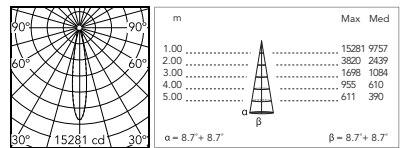
- Non Dimmable
- FA53613801
- FA53613056
- 1-10V
- FA53613801-310
- FA53613056-310
- Dali
- FA53613801-300.A
- FA53613056-300.A

3000K

- Non Dimmable
- FA53603801
- FA53603056
- 1-10V
- FA53603801-310
- FA53603056-310
- Dali
- FA53603801-300.A
- FA53603056-300.A

4000K

- Non Dimmable
- FA53603701
- FA53602956
- 1-10V
- FA53603701-310
- FA53602956-310
- Dali
- FA53603701-300.A
- FA53602956-300.A



@ 3000K

Optic Medium 44°

CoB Led: 28W - 2380 lm ≠ OUTPUT 2325 lm - 2700K/CRI 80 - 220÷240V / 28W - 2559 lm ≠ OUTPUT 2500 lm - 3000K/CRI 80 - 220÷240V / 28W - 2700 lm ≠ OUTPUT 2638 lm - 4000K/CRI 80 - 220÷240V

2700K

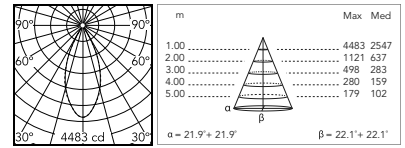
- Non Dimmable
- FA53614001
- FA53613256
- 1-10V
- FA53614001-310
- FA53613256-310
- Dali
- FA53614001-300.A
- FA53613256-300.A

3000K

- Non Dimmable
- FA53604001
- FA53603256
- 1-10V
- FA53604001-310
- FA53603256-310
- Dali
- FA53604001-300.A
- FA53603256-300.A

4000K

- Non Dimmable
- FA53603901
- FA53603156
- 1-10V
- FA53603901-310
- FA53603156-310
- Dali
- FA53603901-300.A
- FA53603156-300.A



@ 3000K

Asymmetric Optic 12° - 29°

CoB Led: 28W - 2380 lm ≠ OUTPUT 2199 lm - 2700K/CRI 80 - 220÷240V / 28W - 2559 lm ≠ OUTPUT 2364 lm - 3000K/CRI 80 - 220÷240V / 28W - 2700 lm ≠ OUTPUT 2494 lm - 4000K/CRI 80 - 220÷240V

2700K

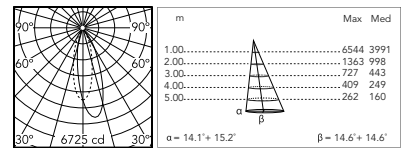
- Non Dimmable
- FA53614201
- FA53613456
- 1-10V
- FA53614201-310
- FA53613456-310
- Dali
- FA53614201-300.A
- FA53613456-300.A

3000K

- Non Dimmable
- FA53604201
- FA53603456
- 1-10V
- FA53604201-310
- FA53603456-310
- Dali
- FA53604201-300.A
- FA53603456-300.A

4000K

- Non Dimmable
- FA53604101
- FA53603356
- 1-10V
- FA53604101-310
- FA53603356-310
- Dali
- FA53604101-300.A
- FA53603356-300.A



@ 3000K

Asymmetric Optic 12° - 37°

CoB Led: 28W - 2380 lm ≠ OUTPUT 2105 lm - 2700K/CRI 80 - 220÷240V / 28W - 2559 lm ≠ OUTPUT 2263 lm - 3000K/CRI 80 - 220÷240V / 28W - 2700 lm ≠ OUTPUT 2387 lm - 4000K/CRI 80 - 220÷240V

2700K

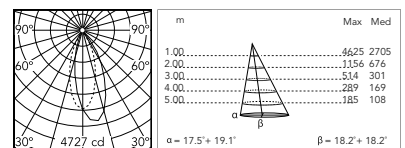
- Non Dimmable
- FA53614401
- FA53613656
- 1-10V
- FA53614401-310
- FA53613656-310
- Dali
- FA53614401-300.A
- FA53613656-300.A

3000K

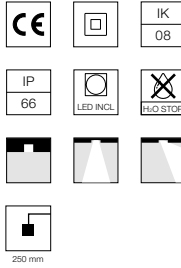
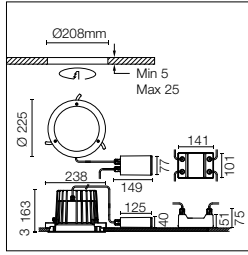
- Non Dimmable
- FA53604401
- FA53603656
- 1-10V
- FA53604401-310
- FA53603656-310
- Dali
- FA53604401-300.A
- FA53603656-300.A

4000K

- Non Dimmable
- FA53604301
- FA53603556
- 1-10V
- FA53604301-310
- FA53603556-310
- Dali
- FA53604301-300.A
- FA53603556-300.A



@ 3000K



Sorgente a LED inclusa. Alimentazione elettrica 220-240V ON/OFF e dimmerabile 1-10V o DALI integrata: kit remoto dotato di spezzone di cavo 400mm con connettore a vite M12 a tenuta stagna all'apparecchio e di uno spezzone di cavo 250mm per il collegamento alla linea elettrica, da alloggiare in cassettaforma da ordinare separatamente per soffitto in muratura, o da appoggiare in prossimità per controsoffitto in cartongesso.

LED source included. Integrated power supply 220-240V ON/OFF and dimmable 1-10V or DALI: remote kit with a 400mm cable section with watertight threaded M12 connector on the luminaire and a 250mm cable section for connection on the mains. This needs to be housed in the junction box for masonry ceilings (it needs to be ordered separately) or set next to the luminaire in case of plasterboard false ceilings. Dimmable version available upon request.

Optic Medium 45°

CoB Led: 40W - 3443 lm ≠ OUTPUT 3443 lm - 2700K/CRI 80 - 220÷240V / 40W - 3742 lm ≠ OUTPUT 3742 lm - 3000K/CRI 80 - 220÷240V / 40W - 3929 lm ≠ OUTPUT 3929 lm - 4000K/CRI 80 - 220÷240V

2700K

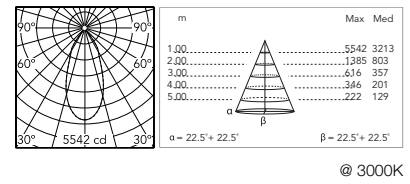
- Non Dimmable
- FA53615601
- FA53614856
- 1-10V
- FA53615601-310
- FA53614856-310
- Dali
- FA53615601-300
- FA53614856-300

3000K

- Non Dimmable
- FA53605601
- FA53604856
- 1-10V
- FA53605601-310
- FA53604856-310
- Dali
- FA53605601-300
- FA53604856-300

4000K

- Non Dimmable
- FA53605501
- FA53604756
- 1-10V
- FA53605501-310
- FA53604756-310
- Dali
- FA53605501-300
- FA53604756-300



Asymmetric Optic 12° - 21°

CoB Led: 40W - 3443 lm ≠ OUTPUT 3104 lm - 2700K/CRI 80 - 220÷240V / 40W - 3742 lm ≠ OUTPUT 3338 lm - 3000K/CRI 80 - 220÷240V / 40W - 3929 lm ≠ OUTPUT 3522 lm - 4000K/CRI 80 - 220÷240V

2700K

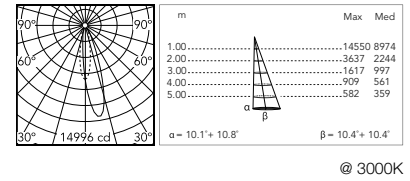
- Non Dimmable
- FA53615801
- FA53615056
- 1-10V
- FA53615801-310
- FA53615056-310
- Dali
- FA53615801-300
- FA53615056-300

3000K

- Non Dimmable
- FA53605801
- FA53605056
- 1-10V
- FA53605801-310
- FA53605056-310
- Dali
- FA53605801-300
- FA53605056-300

4000K

- Non Dimmable
- FA53605701
- FA53604956
- 1-10V
- FA53605701-310
- FA53604956-310
- Dali
- FA53605701-300
- FA53604956-300



Asymmetric Optic 12° - 41°

CoB Led: 40W - 3443 lm ≠ OUTPUT 3066 lm - 2700K/CRI 80 - 220÷240V / 40W - 3742 lm ≠ OUTPUT 3297 lm - 3000K/CRI 80 - 220÷240V / 40W - 3929 lm ≠ OUTPUT 3478 lm - 4000K/CRI 80 - 220÷240V

2700K

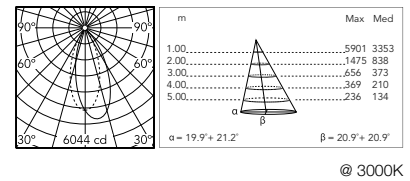
- Non Dimmable
- FA53616001
- FA53615256
- 1-10V
- FA53616001-310
- FA53615256-310
- Dali
- FA53616001-300
- FA53615256-300

3000K

- Non Dimmable
- FA53606001
- FA53605256
- 1-10V
- FA53606001-310
- FA53605256-310
- Dali
- FA53606001-300
- FA53605256-300

4000K

- Non Dimmable
- FA53605901
- FA53605156
- 1-10V
- FA53605901-310
- FA53605156-310
- Dali
- FA53605901-300
- FA53605156-300

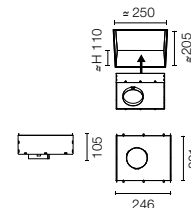


Leila: Accessori / Accessories

Scatola in metallo per installazione soffitti in cemento.

Metal installation box for concrete ceiling.

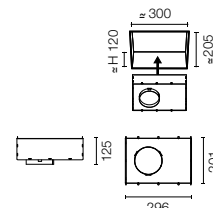
Leila 1
FA196



Scatola in metallo per installazione soffitti in cemento.

Metal installation box for concrete ceiling.

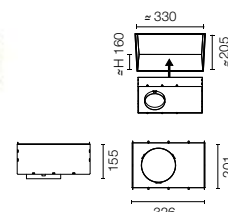
Leila 2
FA197



Scatola in metallo per installazione soffitti in cemento.

Metal installation box for concrete ceiling.

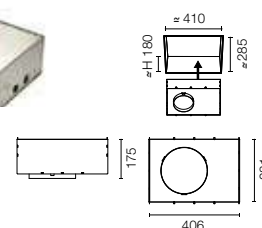
Leila 3
FA198



Scatola in metallo per installazione soffitti in cemento.

Metal installation box for concrete ceiling.

Leila 4
FA199



Sistema di giunzione IP68 H₂O Stop anti-condensa a 2 vie 4 poli. (ø5,5÷12mm cavo).

2 way terminal block 4 poles IP68 H₂O Stop. (ø5,5÷12mm cable).

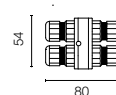
F990C00A000



Sistema di giunzione IP68 H₂O Stop anti-condensa a 3/4 vie 4 poli (ø5,5÷12mm cavo)

3/4 way terminal block 4 poles IP68 H₂O Stop. (ø5,5÷12mm cable).

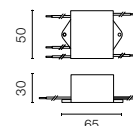
F990C010000



Dispositivo di protezione per il sovraccarico. 275Vac. Corrente massima di scarica 10KA (8/29μs). Massima corrente operativa 5A. Adatto per la connessione in serie. IP66.

Surge protection device. 275Vac. Maximum discharge current 10KA (8/20μs). Maximum operating current 5A. Suitable for series connection. IP66.

F990E00A000



Kirk





Kirk



Famiglia / Family

Kirk 1



CoB Led

up to 6W
up to 270 lm - 3000K/CRI 80
* Net lumen output

Kirk 2



CoB Led

up to 12W
up to 713 lm - 3000K/CRI 80
* Net lumen output

Kirk 3



CoB Led

up to 24W
up to 1610 lm - 3000K/CRI 80
* Net lumen output

Colori / Colours



01 White



06 Grey



12 Forest Green



18 Deep Brown



30 Black



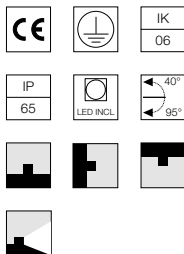
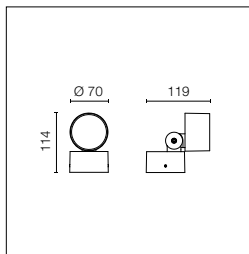
33 Anthracite

Descrizione / Description

Famiglia di apparecchi di illuminazione con sorgente luminosa a LED orientabili a proiezione, predisposti per installazione a soffitto, a parete e a terra con picchetto da ordinare separatamente. Disponibile in tre tagli dimensionali. Corpo in alluminio tornito lega EN AW 6060 e staffa di fissaggio in acciaio inox AISI 316L. Diffusore in vetro extrachiaro con bordo serigrafato, fissato attraverso un sistema di incollaggio robotizzato. Disponibile in differenti finiture con rivestimento a doppio strato di polveri e sottoposte a trattamento di conversione chimica superficiale per una elevata resistenza alla corrosione. L'unità di cablaggio è equipaggiata con connettore IP68 ed è collegata all'unità di emissione da una giunzione regolabile che permette una orientabilità di 130° circa sull'asse verticale. La staffa di fissaggio a sua volta permette una orientabilità di 90° sull'asse orizzontale per direzionare il fascio in base alle esigenze.

Family of tiltable projection luminaires with LED source, designed for ceiling, wall and ground mounting with a metal nail that needs to be ordered separately. Available in three dimensions. Turned aluminum body, EN AW6060 alloy and AISI 316L stainless steel bracket. Extraclear glass diffuser with silkscreen edge, attached with a robotic gluing system. Available in different finishes, with double-layered powder coating and chemical conversion surface treatment to ensure high corrosion resistance. The cable unit has a IP68 connector, connected to the emission unit by means of an adjustable joint so it can be tilted approx. 130° on the vertical axis. The fixing bracket allows for a tilting of 90° on the horizontal axis, so the light beam can be directed according to your needs.

Kirk 1



Sorgente a LED inclusa. Modulo Led configurato per lavorare direttamente alla rete elettrica 220-230V ON/ OFF. Staffa di fissaggio inclusa. Dotato di connettore IP68, per cavi in gomma 6mm< ϕ <8mm. Per garantire la tenuta del passacavo è consigliabile utilizzare cavi elettrici flessibili idonei all'impiego in ambienti esterni. Picchetto per installazione a terra da ordinare separatamente.

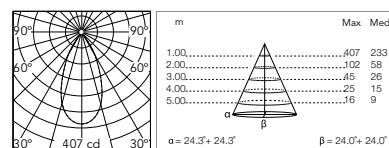
LED source included. LED module configured to work directly on the mains 220-230V ON/OFF. Fixing bracket included. IP68 connector for 6mm< ϕ <8mm rubber cable. To ensure the tightness of the cable guide it's recommended to use flexible electric cables suitable for exterior use. Ground spike to be ordered separately.

Optic Medium 50°

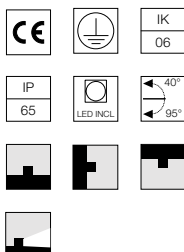
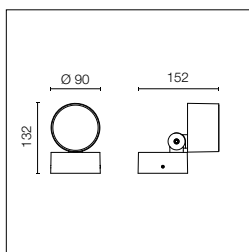
CoB Led: 6W - 387 lm \neq OUTPUT 270 lm - 3000K/CRI 80 - 220-230V

3000K

- FA54000101.A
- FA54000106.A
- FA54000112.A
- FA54000118.A
- FA54000130.A
- FA54000133.A



Kirk 2



Sorgente a LED inclusa. Modulo Led configurato per lavorare direttamente alla rete elettrica 220-230V ON/ OFF. Staffa di fissaggio inclusa. Dotato di connettore IP68, per cavi in gomma 6mm< ϕ <8mm. Per garantire la tenuta del passacavo è consigliabile utilizzare cavi elettrici flessibili idonei all'impiego in ambienti esterni. Picchetto per installazione a terra da ordinare separatamente.

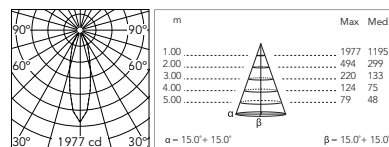
LED source included. LED module configured to work directly on the mains 220-230V ON/OFF. Fixing bracket included. IP68 connector for 6mm< ϕ <8mm rubber cable. To ensure the tightness of the cable guide it's recommended to use flexible electric cables suitable for exterior use. Ground spike to be ordered separately.

Optic Medium 30°

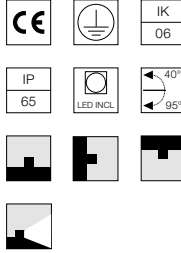
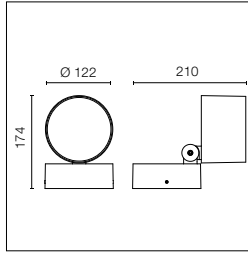
CoB Led: 12W - 951 lm \neq OUTPUT 713 lm - 3000K/CRI 80 - 220-230V

3000K

- FA54000201
- FA54000206
- FA54000212
- FA54000218
- FA54000230
- FA54000233



Kirk 3



Sorgente a LED inclusa. Modulo Led configurato per lavorare direttamente alla rete elettrica 220-230V ON/ OFF. Staffa di fissaggio inclusa. Dotato di connettore IP68, per cavi in gomma 6mm- ϕ <8mm. Per garantire la tenuta del passacavo è consigliabile utilizzare cavi elettrici flessibili idonei all'impiego in ambienti esterni. Picchetto per installazione a terra da ordinare separatamente.

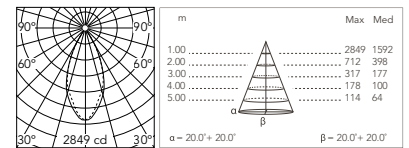
LED source included. LED module configured to work directly on the mains 220-230V ON/OFF. Fixing bracket included. IP68 connector for 6mm- ϕ <8mm rubber cable. To ensure the tightness of the cable guide it's recommended to use flexible electric cables suitable for exterior use. Ground spike to be ordered separately.

Optic Medium 40°


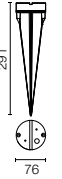



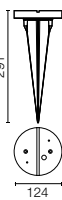

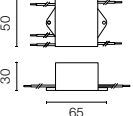
CoB Led: 24W - 2303 lm \neq OUTPUT 1610 lm - 3000K/CRI 80 - 220-230V

3000K

- FA54000301
- FA54000306
- FA54000312
- FA54000318
- FA54000330
- FA54000333



Kirk: Accessori / Accessories

Picchetto per installazione a terra.	Ground spike.	Kirk 1 FA264		
Picchetto per installazione a terra.	Ground spike.	Kirk 2 FA266		
Picchetto per installazione a terra.	Ground spike.	Kirk 3 FA268		
Dispositivo di protezione per il sovraccarico. 275Vac. Corrente massima di scarica 10KA (8/29 μ s). Massima corrente operativa 5A. Adatto per la connessione in serie. IP66.	Surge protection device. 275Vac. Maximum discharge current 10KA (8/20 μ s). Maximum operating current 5A. Suitable for series connection. IP66.	F990E00A000		

Spock





Spock



Famiglia / Family

Spock 1



CoB Led
up to 11W
up to 725 lm - 2700K/CRI 80
up to 780 lm - 3000K/CRI 80
up to 811 lm - 4000K/CRI 80
* Net lumen output

Spock 2



CoB Led
up to 27W
up to 2153 lm - 2700K/CRI 80
up to 2315 lm - 3000K/CRI 80
up to 2128 lm - 4000K/CRI 80
* Net lumen output

Spock 3



CoB Led
up to 43W
up to 4059 lm - 2700K/CRI 80
up to 4385 lm - 3000K/CRI 80
up to 4477 lm - 4000K/CRI 80
* Net lumen output

Tunable White

CoB Led
up to 38W
up to 2200 lm - 2700K/CRI 80
* Net lumen output

Colori / Colours



01 White



06 Grey



12 Forest Green



18 Deep Brown



30 Black

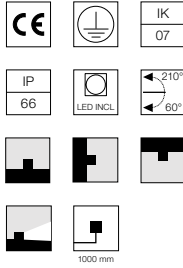
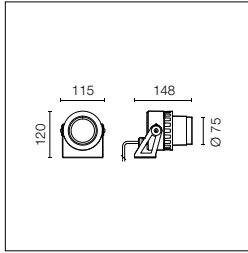


33 Anthracite

Descrizione / Description

Famiglia di apparecchi di illuminazione con sorgente luminosa a LED orientabili a proiezione, predisposti per installazione a soffitto, a parete e a terra con picchetto da ordinare separatamente. Disponibile in tre tagli dimensionali e in due aperture di fascio per dimensione. Corpo e dissipatore di calore in alluminio tornito lega EN AW 6060. Diffusore in vetro extrachiaro per le versioni standard e albarino per la versione Tunable White, con bordo serigrafato fissato attraverso un sistema di incollaggio robotizzato. Disponibile in differenti finiture con rivestimento a doppio strato di polveri e sottoposte a trattamento di conversione chimica superficiale per una elevata resistenza alla corrosione. Staffa di fissaggio in acciaio inox AISI 316L graduata per garantire una regolazione precisa della unità emittente e una orientabilità di 180° circa sull'asse verticale. La staffa di fissaggio a sua volta permette una orientabilità minima di 30° sull'asse orizzontale per direzionare il fascio in base alle esigenze. L'apparecchio è dotato di uno spezzone di cavo in uscita per una facile connessione. Completano la gamma una serie di visori ottici opzionali per calibrare il fascio luminoso emesso.

Family of tiltable projection luminaires with LED source, designed for ceiling, wall and ground mounting with a metal nail that needs to be ordered separately. Available in three dimensions and two beam angles per dimension. Body and heat sink made of turned aluminum, alloy EN AW 6060. Diffuser in extraclear glass for the standard version and in amber glass for the Tunable White version, with silkscreen edge and fixed with a robotic gluing system. Available in different finishes, with double-layered powder coating and chemical conversion surface treatment to ensure high corrosion resistance. AISI 316L stainless steel fixing bracket, graduated to guarantee precision in the adjustment of the emission unit and a tilting of approx. 180° in the vertical axis. The fixing bracket allows also for a tilting of 30° on the horizontal axis, so the light beam can be directed according to your needs. With a neoprene cable section to ease the connection. The series is completed with optional optical visors to graduate the emitted light beam.



Sorgente a LED inclusa. Alimentazione elettrica 220-240V ON/OFF integrata. Staffa di fissaggio inclusa. Dotato di spezzone di cavo uscente in neoprene 1000 mm e kit con connettori crimp e guaina termorestringente adesiva per connessione a tenuta stagna; disponibili connettori IP68 opzionali. Picchetto per installazione a terra da ordinare separatamente. Accessori opzionali per la regolazione del fascio luminoso. Versione dimmerabile a richiesta.

LED source included. Integrated electrical power supply 220-240V ON/OFF. Fixing bracket included. Equipped with a 1000 mm protruding section of neoprene cable and a kit with crimpable connectors and adhesive heat-shrinkable sleeves that guarantee the tightness of the connection. Optional IP68 connectors available. The metal nail for ground installation needs to be ordered separately. Optional accessories to regulate the light beam. Dimmable version available upon request.

Optic Spot 20°

CoB Led: 11W - 1005 lm ≠ OUTPUT 725 lm - 2700K/CRI 80 - 220-240V / 11W - 1081 lm ≠ OUTPUT 780 lm - 3000K/CRI 80 - 220-240V / 11W - 1124 lm ≠ OUTPUT 811 lm - 4000K/CRI 80 - 220-240V

2700K

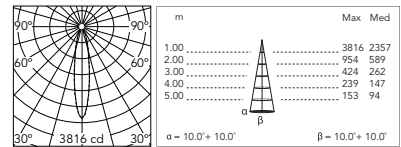
- FA54102301
- FA54102306
- FA54102312
- FA54102318
- FA54102330
- FA54102333

3000K

- FA54100301
- FA54100306
- FA54100312
- FA54100318
- FA54100330
- FA54100333

4000K

- FA54100201
- FA54100206
- FA54100212
- FA54100218
- FA54100230
- FA54100233



@ 4000K

Optic Medium 50°

CoB Led: 11W - 1005 lm ≠ OUTPUT 697 lm - 2700K/CRI 80 - 220-240V / 11W - 1081 lm ≠ OUTPUT 749 lm - 3000K/CRI 80 - 220-240V / 11W - 1124 lm ≠ OUTPUT 778 lm - 4000K/CRI 80 - 220-240V

2700K

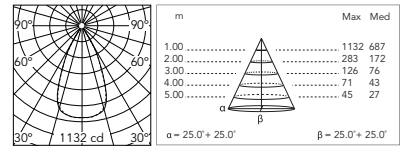
- FA54102601
- FA54102606
- FA54102612
- FA54102618
- FA54102630
- FA54102633

3000K

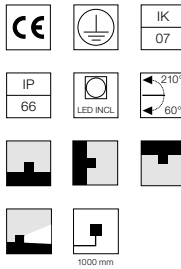
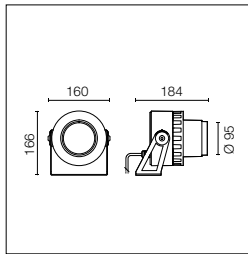
- FA54100601
- FA54100606
- FA54100612
- FA54100618
- FA54100630
- FA54100633

4000K

- FA54100501
- FA54100506
- FA54100512
- FA54100518
- FA54100530
- FA54100533



@ 4000K



Sorgente a LED inclusa. Alimentazione elettrica 220-240V ON/OFF integrata. Staffa di fissaggio inclusa. Dotato di spezzone di cavo uscente in neoprene 1000 mm e kit con connettori crimp e guaina termorestringente adesiva per connessione a tenuta stagna; disponibili connettori IP68 opzionali. Picchetto per installazione a terra da ordinare separatamente. Accessori opzionali per la regolazione del fascio luminoso. Versione dimmerabile a richiesta.

LED source included. Integrated electrical power supply 220-240V ON/OFF. Fixing bracket included. Equipped with a 1000 mm protruding section of neoprene cable and a kit with crimpable connectors and adhesive heat-shrinkable sleeves that guarantee the tightness of the connection. Optional IP68 connectors available. The metal nail for ground installation needs to be ordered separately. Optional accessories to regulate the light beam. Dimmable version available upon request.

Optic Spot 20°

CoB Led: 27W - 3022 lm ≠ OUTPUT 2141 lm - 2700K/CRI 80 - 220-240V / 27W - 3249 lm ≠ OUTPUT 2302 lm - 3000K/CRI 80 - 220-240V / 27W - 3408 lm ≠ OUTPUT 2415 lm - 4000K/CRI 80 - 220-240V

2700K

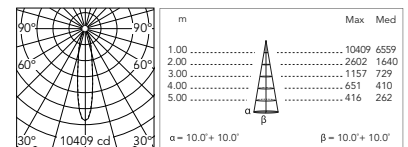
- FA54102801
- FA54102806
- FA54102812
- FA54102818
- FA54102830
- FA54102833

3000K

- FA54100801
- FA54100806
- FA54100812
- FA54100818
- FA54100830
- FA54100833

4000K

- FA54100701
- FA54100706
- FA54100712
- FA54100718
- FA54100730
- FA54100733



@ 4000K

Optic Medium 40°

CoB Led: 27W - 3022 lm ≠ OUTPUT 2153 lm - 2700K/CRI 80 - 220-240V / 27W - 3249 lm ≠ OUTPUT 2315 lm - 3000K/CRI 80 - 220-240V / 27W - 3408 lm ≠ OUTPUT 2428 lm - 4000K/CRI 80 - 220-240V

2700K

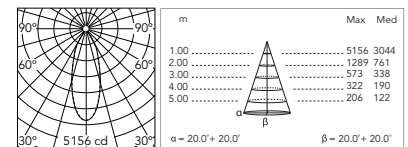
- FA54103001
- FA54103006
- FA54103012
- FA54103018
- FA54103030
- FA54103033

3000K

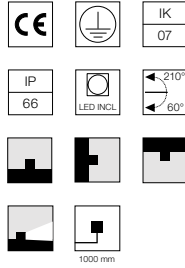
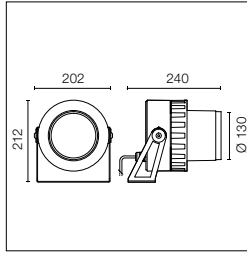
- FA54101001
- FA54101006
- FA54101012
- FA54101018
- FA54101030
- FA54101033

4000K

- FA54100901
- FA54100906
- FA54100912
- FA54100918
- FA54100930
- FA54100933



@ 4000K



Sorgente a LED inclusa. Alimentazione elettrica 220-240V ON/OFF integrata. Staffa di fissaggio inclusa. Dotato di spezzone di cavo uscente in neoprene 1000 mm e kit con connettori crimp e guaina termorestringente adesiva per connessione a tenuta stagna; disponibili connettori IP68 opzionali. Picchetto per installazione a terra da ordinare separatamente. Accessori opzionali per la regolazione del fascio luminoso. Versione dimmerabile a richiesta.

LED source included. Integrated electrical power supply 220-240V ON/OFF. Fixing bracket included. Equipped with a 1000 mm protruding section of neoprene cable and a kit with crimpable connectors and adhesive heat-shrinkable sleeves that guarantee the tightness of the connection. Optional IP68 connectors available. The metal nail for ground installation needs to be ordered separately. Optional accessories to regulate the light beam. Dimmable version available upon request.

Optic Spot 20°

CoB Led: 43W - 5408 lm ≠ OUTPUT 4059 lm - 2700K/CRI 80 - 220-240V / 43W - 5815 lm ≠ OUTPUT 4365 lm - 3000K/CRI 80 - 220-240V / 43W - 5963 lm ≠ OUTPUT 4477 lm - 4000K/CRI 80 - 220-240V

2700K

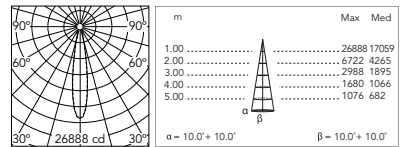
- FA54103201
- FA54103206
- FA54103212
- FA54103218
- FA54103230
- FA54103233

3000K

- FA54101201
- FA54101206
- FA54101212
- FA54101218
- FA54101230
- FA54101233

4000K

- FA54101101
- FA54101106
- FA54101112
- FA54101118
- FA54101130
- FA54101133



@ 4000K

Optic Medium 45°

CoB Led: 43W - 5408 lm ≠ OUTPUT 3981 lm - 2700K/CRI 80 - 220-240V / 43W - 5815 lm ≠ OUTPUT 4281 lm - 3000K/CRI 80 - 220-240V / 43W - 5963 lm ≠ OUTPUT 4390 lm - 4000K/CRI 80 - 220-240V

2700K

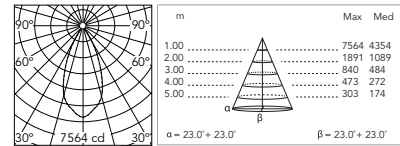
- FA54103401
- FA54103406
- FA54103412
- FA54103418
- FA54103430
- FA54103433

3000K

- FA54101401
- FA54101406
- FA54101412
- FA54101418
- FA54101430
- FA54101433

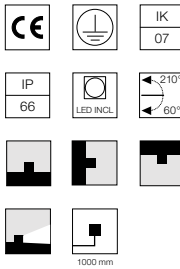
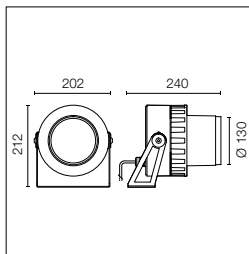
4000K

- FA54101301
- FA54101306
- FA54101312
- FA54101318
- FA54101330
- FA54101333



@ 4000K

Spock 3 Tunable White



Sorgente a LED Tunable White inclusa. Alimentazione elettrica 120-240V DALI integrata. Staffa di fissaggio inclusa. Dotato di spezzone di cavo uscente in neoprene 1000 mm e kit con connettori crimp e guaina termorestringente adesiva per connessione a tenuta stagna; disponibili connettori IP68 opzionali. Picchetto per installazione a terra da ordinare separatamente. Accessori opzionali per la regolazione del fascio luminoso.

LED Tunable White source included. Integrated electrical power supply 120-240V DALI. Fixing bracket included. Equipped with a 1000 mm protruding section of neoprene cable and a kit with crimpable connectors and adhesive heat-shrinkable sleeves that guarantee the tightness of the connection. Optional IP68 connectors available. The metal nail for ground installation needs to be ordered separately. Optional accessories to regulate the light beam. Dimmable version available upon request.

Optic Spot 20°

CoB Led Tunable White: 38W - 2840 lm ≠ OUTPUT 2200 lm - 2700K ÷ 5700K/CRI>80 - 220-240V

2700K

- FA54110001
- FA54110006
- FA54110012
- FA54110018
- FA54110030
- FA54110033


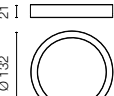
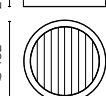
Optic Medium 40°

CoB Led Tunable White: 38W - 2840 lm ≠ OUTPUT 2250 lm - 2700K ÷ 5700K/CRI>80 - 220-240V

2700K

- FA54110201
- FA54110206
- FA54110212
- FA54110218
- FA54110230
- FA54110233

Spock: Accessori / Accessories

Visiera Ø75	Visor Ø75	FA20530		
Visiera Ø95	Visor Ø95	FA20630		
Visiera Ø130	Visor Ø130	FA20730		
Lente diffondente Ø75	Flood diffuser Ø75	FA20830		
Lente diffondente Ø95	Flood diffuser Ø95	FA20930		
Lente diffondente Ø130	Flood diffuser Ø130	FA21030		
Lente anti abbagliamento Ø75	Anti-glare louvre Ø75	FA21130		
Lente anti abbagliamento Ø95	Anti-glare louvre Ø95	FA21230		
Lente anti abbagliamento Ø130	Anti-glare louvre Ø130	FA21330		
Lente ellittica Ø75	Elliptical lens Ø75	FA26130		
Lente ellittica Ø95	Elliptical lens Ø95	FA26230		
Lente ellittica Ø130	Elliptical lens Ø130	FA26330		

Spock: Accessori / Accessories

Kit con 2 picchetti per fissaggio a terra.

Kit of 2 ground spikes.

FA203



Sistema di giunzione IP68 H2O Stop anti-condensa a 3/4 vie 4 poli. (Ø5,5÷12mm cavo).

3/4 way terminal block 4 poles IP68 H2O Stop. (ø5,5÷12mm cable).

F990C010000



Sistema di giunzione IP68 H2O Stop anti-condensa a 2 vie 4 poli. (Ø5,5÷12mm cavo).

2 way terminal block 4 poles IP68 H2O Stop. (ø5,5÷12mm cable).


F990C00A000



Dispositivo di protezione per il sovraccarico. 275Vac. Corrente massima di scarica 10KA (8/29µs). Massima corrente operativa 5A. Adatto per la connessione in serie. IP66.

Surge protection device. 275Vac. Maximum discharge current 10KA (8/20µs). Maximum operating current 5A. Suitable for series connection. IP66.

F990E00A000



Visor



Flood diffuser



Anti-glare louvre



Elliptical lens



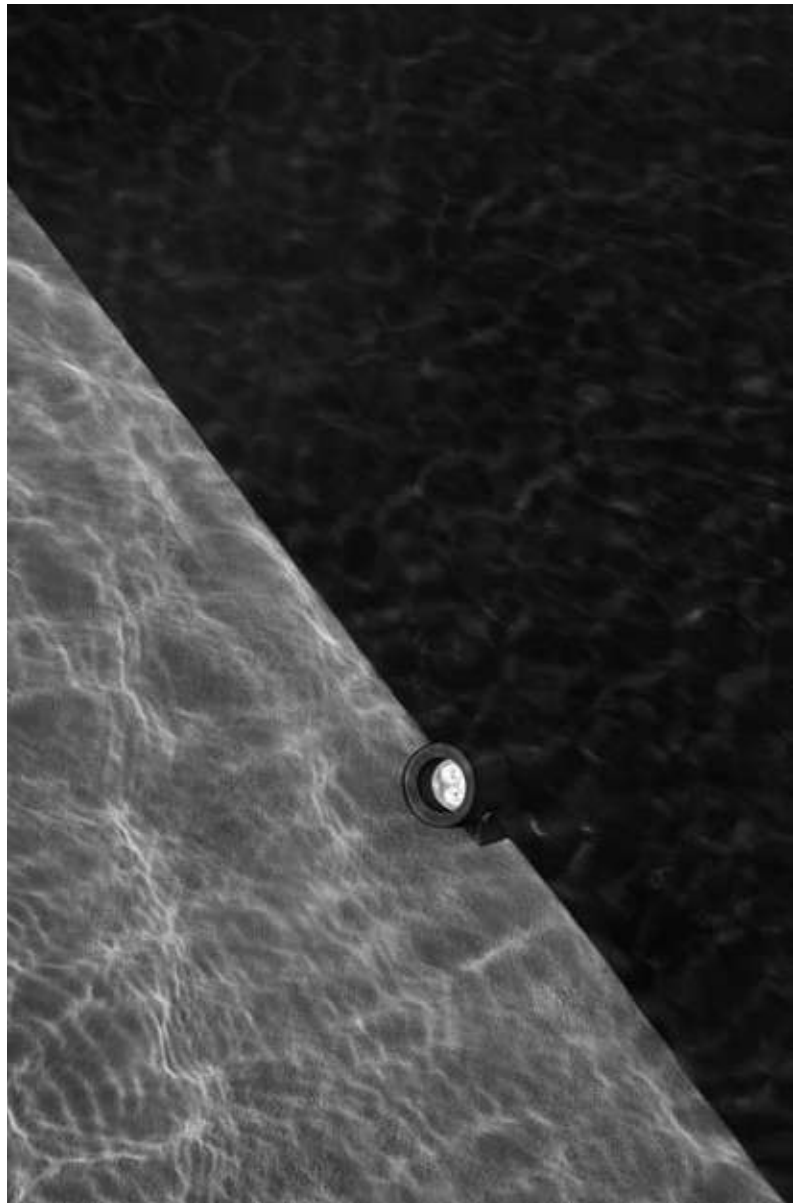
Aimer





Aimer 2 Pole

Aimer 1 Aqua





Aimer 1



Power Led

up to 1,1W@350mA / 1,6W@500mA
up to 98@350mA lm / 111@500mA lm - 2700K/CRI 80
up to 106@350mA lm / 121@500mA lm - 3000K/CRI 80
up to 110@350mA lm / 125@500mA lm - 4000K/CRI 80

* Net lumen output

2200K available on request.

Aimer 1 RGB



Power Led

up to 3,4W
up to 3CH x 350mA

* Net lumen output

Aimer 2



Power Led

up to 3,4W
up to 138 lm - 2700K/CRI 80
up to 149 lm - 3000K/CRI 80
up to 155 lm - 4000K/CRI 80

* Net lumen output

2200K available on request.

Power Led

up to 4,5W
up to 246 lm - 2700K/CRI 80
up to 267 lm - 3000K/CRI 80
up to 277 lm - 4000K/CRI 80

* Net lumen output

2200K available on request.

Aimer 2 Pole



Power Led

up to 3,4W
up to 138 lm - 2700K/CRI 80
up to 149 lm - 3000K/CRI 80
up to 155 lm - 4000K/CRI 80

* Net lumen output

2200K available on request.

Aimer 2 Wall



Power Led

up to 3,4W
up to 138 lm - 2700K/CRI 80
up to 149 lm - 3000K/CRI 80
up to 155 lm - 4000K/CRI 80

* Net lumen output

2200K available on request.

Aimer 3



Power Led

up to 4,5W
up to 359 lm - 2700K/CRI 80
up to 395 lm - 3000K/CRI 80
up to 410 lm - 4000K/CRI 80

* Net lumen output

2200K available on request.

Power Led

up to 3,3W@350mA / 5,1W@500mA
up to 364@350mA lm / 364@500mA lm - 2700K/CRI 80
up to 297@350mA lm / 395@500mA lm - 3000K/CRI 80
up to 308@350mA lm / 410@500mA lm - 4000K/CRI 80

* Net lumen output

2200K available on request.

Aimer 3 RGB



Power Led

up to 3,4W
up to 3CH x 350mA

* Net lumen output

Aimer 4



Power Led

up to 10W
up to 498 lm - 2700K/CRI 80
up to 535 lm - 3000K/CRI 80
up to 570 lm - 4000K/CRI 80

* Net lumen output

2200K available on request.

Aimer 5



Power Led

up to 14W
up to 747 lm - 2700K/CRI 80
up to 803 lm - 3000K/CRI 80
up to 855 lm - 4000K/CRI 80

* Net lumen output

2200K available on request.

Aimer 5 RGB



Power Led

up to 13,6W
up to 3CH x 350mA

* Net lumen output

Famiglia / Family

Aimer 1 Aqua



Power Led

up to 1,1W
up to 395 lm - 3000K/CRI 80
up to 410 lm - 4000K/CRI 80

* Net lumen output

2200K available on request.

Aimer 1 Aqua RGB



Power Led

up to 3,4W
up to 3CH x 350mA

* Net lumen output

Aimer 3 Aqua



Power Led

up to 4,5W
up to 267 lm - 3000K/CRI 80
up to 278 lm - 4000K/CRI 80

* Net lumen output

2200K available on request.

Aimer 3 Aqua RGB



Power Led

up to 3,4W
up to 3CH x 350mA

* Net lumen output

Aimer 4 Aqua



Power Led

up to 8W
up to 409 lm - 3000K/CRI 80
up to 435 lm - 4000K/CRI 80

* Net lumen output

2200K available on request.

Aimer 5 Aqua



Power Led

up to 11W
up to 680 lm - 3000K/CRI 80
up to 723 lm - 4000K/CRI 80

* Net lumen output

2200K available on request.

Aimer 5 Aqua RGB



Power Led

up to 13,6W
up to 3CH x 350mA

* Net lumen output

Descrizione / Description

Famiglia completa di apparecchi di illuminazione con sorgente luminosa a LED orientabili a proiezione, predisposti per installazione a soffitto, a parete e a terra. Caratterizzati dalla forma cilindrica compatta declinata in diverse dimensioni e da varie aperture di fascio per dimensione; completano la gamma le versioni RGB per la creazione di scenografie luminose colorate. Disponibili in differenti finiture con rivestimento a doppio strato di polveri e sottoposte a trattamento di conversione chimica superficiale per una elevata resistenza alla corrosione. Le viterie di fissaggio sono in acciaio inox AISI 316L.

Aimer

Apparecchi proiettori per installazione a soffitto, a parete e a terra con picchetto da ordinare separatamente. Disponibili in tre dimensioni di diametro con differenti fasci di apertura. Corpo dell'apparecchio in alluminio tornito (EN AW 6060) e anodizzato. Diffusore in vetro trasparente o sabbato con bordo serigrafato, fissato attraverso un sistema di incollaggio robotizzato a filo con il bordo lampada per evitare depositi d'acqua. Staffa di fissaggio in acciaio inox AISI 316L inclusa. Dotati di uno spezzone di cavo in uscita per una facile connessione. Apparecchi disponibili in versione 24V dc (connessione in parallelo) o in versione 350/500 mA (connessione in serie): l'installazione necessita di alimentatore remoto da ordinare separatamente. Completano la gamma una serie di visori opzionali per ridurre l'abbagliamento diretto.

Aqua Aimer

Apparecchi proiettori per installazione a soffitto, a parete e a terra con picchetto da ordinare separatamente, adatti per l'immersione continua in acqua a 1 metro di profondità (grado di protezione IP68). Disponibili in tre dimensioni di diametro con differenti fasci di apertura. Corpo dell'apparecchio in acciaio inox AISI 316L. Diffusore in vetro trasparente o sabbato con bordo serigrafato, fissato attraverso un sistema di incollaggio robotizzato a filo con il bordo lampada per evitare depositi d'acqua. Staffa di fissaggio in acciaio inox AISI 316L inclusa. Dotati di uno spezzone di cavo in uscita per una facile connessione. Apparecchi disponibili in versione 24V dc (connessione in parallelo) o in versione 350/500 mA (connessione in serie): l'installazione necessita di alimentatore remoto da ordinare separatamente.

Complete family of tiltable projection luminaires with LED source for wall, ceiling, and ground mounting. Defined by their compact cylinder shape. Available in different dimensions with different beam angles. Completed with the RGB versions to create sceneries with colored light. Available in different finishes, with double-layered powder coating and chemical conversion surface treatment to ensure high corrosion resistance. The fixing screws are made of stainless steel AISI 316L.


Aimer

Light projectors designed for ceiling, wall and ground mounting with a metal nail that needs to be ordered separately. Available in three different diameters and different beam angles. Turned (EN AW 6060) and anodized aluminum body. Transparent or frosted glass diffuser with silkscreen edge, attached flush to the edge with a robotic gluing system to avoid water deposits. AISI 316L Stainless steel bracket included. With a protruding cable section to ease the connection. Available in 24V dc version (parallel connection) or 350/500 mA version (serial connection). A remote power supply is needed and must be ordered separately. The series is completed with optional optical visors to reduce direct dazzling.

Aqua Aimer

Light projectors designed for ceiling, wall and ground mounting with a metal nail that needs to be ordered separately. Suitable for submersion to a depth of 1 meter (IP68 protection degree). Available in three different diameters and different beam angles. AISI 316L stainless steel body. Transparent or frosted glass diffuser with silkscreen edge, attached flush to the edge of the lamp with a robotic gluing system to avoid water deposits. AISI 316L Stainless steel bracket included. With a protruding cable section to ease the connection. Available in 24V version.

Colori / Colours



01 White



06 Grey



12 Forest Green



18 Deep Brown



30 Black



33 Anthracite

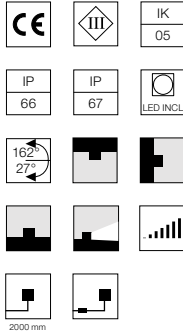
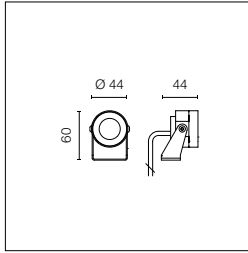


57 Polished Stainless Steel*



70 Anodized Aluminium

* Solo per versione Aimer Aqua. / Only for Aimer Aqua version.



Sorgente a LED inclusa.
Alimentazione elettrica remota 350/500 mA ON/OFF e dimmerabile 1-10V o DALI da ordinare separatamente.
Connessione in serie. Dotato di spezzone di cavo uscente in neoprene di 2000 mm e kit con connettori crimp e guaina termorestringente adesiva per connessione a tenuta stagna.
Staffa di fissaggio inclusa. Vetro trasparente extrachiaro.
Picchetto per installazione a terra da ordinare separatamente.

LED source included. Remote power supply 350/500 mA ON/OFF and dimmable 1-10V or DALI. Must be ordered separately.
Serial connection. Equipped with a 2000 mm protruding section of neoprene cable and a kit with crimpable connectors and adhesive heat-shrinkable sleeves that guarantee the tightness of the connection. Extraclear transparent glass.
The metal nail for ground installation needs to be ordered separately.

2200K disponibile su richiesta.

2200K available on request.

Optic Spot 10°

Power Led: 1,1W@350mA - 110@350mA lm ≠ OUTPUT 98@350mA lm - 1,6W@500mA 144@500mA lm ≠ OUTPUT 111@500mA lm - 2700K/CRI 80
1,1W@350mA - 120@350mA lm ≠ OUTPUT 106@350mA lm - 1,6W@500mA 155@500mA lm ≠ OUTPUT 121@500mA lm - 3000K/CRI 80
1,1W@350mA - 124@350mA lm ≠ OUTPUT 110@350mA lm - 1,6W@500mA 161@500mA lm ≠ OUTPUT 125@500mA lm - 4000K/CRI 80

2700K

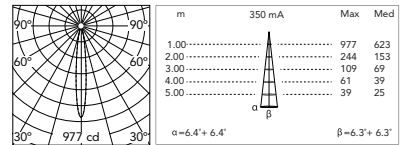
- FA1051442201.A
- FA1051442206.A
- FA1051442212.A
- FA1051442218.A
- FA1051442230.A
- FA1051442233.A
- FA1051442270.A

3000K

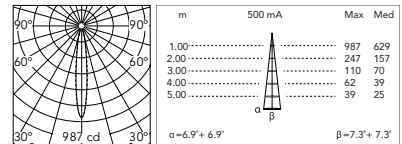
- FA1051441201.A
- FA1051441206.A
- FA1051441212.A
- FA1051441218.A
- FA1051441230.A
- FA1051441233.A
- FA1051441270.A

4000K

- FA1051711201.A
- FA1051711206.A
- FA1051711212.A
- FA1051711218.A
- FA1051711230.A
- FA1051711233.A
- FA1051711270.A



@ 3000K



@ 3000K

Optic Medium 30°

Power Led: 1,1W@350mA - 110@350mA lm ≠ OUTPUT 91@350mA lm - 1,6W@500mA 144@500mA lm ≠ OUTPUT 102@500mA lm - 2700K/CRI 80
1,1W@350mA - 120@350mA lm ≠ OUTPUT 99@350mA lm - 1,6W@500mA 155@500mA lm ≠ OUTPUT 110@500mA lm - 3000K/CRI 80
1,1W@350mA - 124@350mA lm ≠ OUTPUT 103@350mA lm - 1,6W@500mA 161@500mA lm ≠ OUTPUT 114@500mA lm - 4000K/CRI 80

2700K

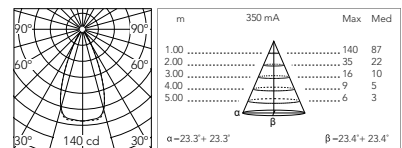
- FA1051442001.A
- FA1051442006.A
- FA1051442012.A
- FA1051442018.A
- FA1051442030.A
- FA1051442033.A
- FA1051442070.A

3000K

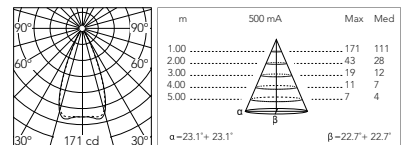
- FA1051440001.A
- FA1051440006.A
- FA1051440012.A
- FA1051440018.A
- FA1051440030.A
- FA1051440033.A
- FA1051440070.A

4000K

- FA1051710001.A
- FA1051710006.A
- FA1051710012.A
- FA1051710018.A
- FA1051710030.A
- FA1051710033.A
- FA1051710070.A



@ 3000K



@ 3000K

* Numero massimo di apparecchi per alimentatore / Maximum number of luminaires per power supply.

Numero massimo di apparecchi per alimentatore (Vin220÷240). Dati indicativi da verificare con le specifiche condizioni di installazione.

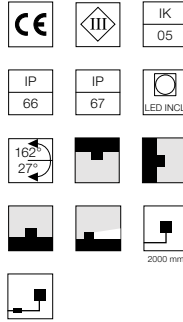
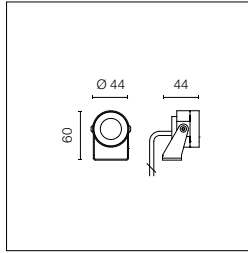
Maximum number of luminaires per power supply. (220÷240 V). These data must be checked taking into account the specific installation conditions.

Acc. RF25754	6
Acc. RF25748	6
Acc. FA68	10

Acc. FA129	**16
Acc. FA184	**16
Acc. FA135	**12
Acc. FA218	**12
Acc. FA238.A	**9
Acc. FA239.A	**9

**La tensione ai capi del sistema è in funzione del numero di apparecchi collegati in serie, attenersi alle norme CEI 64-8.

**The voltage at the end of the system depends on the number of fixtures connected in series, please comply with CEI 64-8 standards.



Sorgente RGB a LED inclusa. Alimentazione elettrica remota con interfaccia DMX 3chx350mA da ordinare separatamente. Connessione in serie. Dotato di spezzone di cavo uscente in neoprene di 2000 mm e kit con connettori crimp e guaina termorestringente adesiva per connessione a tenuta stagna. Staffa di fissaggio inclusa. Vetro sabbato serigrafato. Picchetto per installazione a terra da ordinare separatamente.

RGB LED source included. Remote electrical power supply with DMX 3chx350mA interface to be ordered separately. Serial connection. Equipped with a 2000 mm protruding section of neoprene cable and a kit with crimpable connectors and adhesive heat-shrinkable sleeves that guarantee the tightness of the connection. Sandblasted screen-printed glass. The metal nail for ground installation needs to be ordered separately.

Schema elettrico e installazione sistema RGB.

Wiring diagram and installation scheme RGB.

Massimo 10 apparecchi Aimer 1 RGB per ogni codice F990B22A000.

Max 10 luminaires Aimer 1 RGB for each code F990B22A000.

Vedere Schema Elettrico n.5 Page 794.

See Wiring Diagram n.5 Page 794.

RGB Power Led: 3,4W - 3CH x 350mA

RGB

- FA1051730001.A
- FA1051730006.A
- FA1051730012.A
- FA1051730018.A
- FA1051730030.A
- FA1051730033.A
- FA1051730070.A

Photometric data on request.

* Numero massimo di apparecchi per alimentatore / Maximum number of luminaires per power supply.

Numero massimo di apparecchi per alimentatore (Vin220÷240). Dati indicativi da verificare con le specifiche condizioni di installazione.

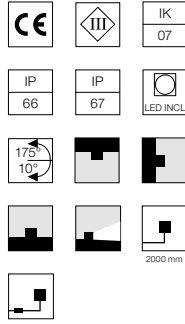
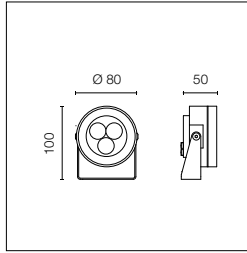
Maximum number of luminaires per power supply. (220÷240 V). These data must be checked taking into account the specific installation conditions.

Acc. F990B22A000 **10

**La tensione ai capi del sistema è in funzione del numero di apparecchi collegati in serie, attenersi alle norme CEI 64-8.

**The voltage at the end of the system depends on the number of fixtures connected in series, please comply with CEI 64-8 standards.

Aimer 3 Constant Voltage



Sorgente a LED inclusa.
Alimentazione elettrica remota 24 Vdc ON/OFF da ordinare separatamente. Connessione in parallelo. Dotato di spezzone di cavo uscente in neoprene di 2000 mm e kit con connettori crimp e guaina termorestringente adesiva per connessione a tenuta stagna. Staffa di fissaggio inclusa. Vetro trasparente extrachiaro. Picchetto per installazione a terra da ordinare separatamente.

LED source included. Remote electrical power supply 24V dc ON/OFF to be ordered separately. Parallel connection. Equipped with a 2000 mm protruding section of neoprene cable and a kit with crimpable connectors and adhesive heat-shrinkable sleeves that guarantee the tightness of the connection. Fixing bracket included. Extraclear transparent glass. The metal nail for ground installation needs to be ordered separately.

2200K disponibile su richiesta.

2200K available on request.

Optic Spot 10°

Power Led: 4,5W - 431 lm ≠ OUTPUT 359 lm - 2700K/CRI 80 - 24Vdc / 4,5W - 466 lm ≠ OUTPUT 389 lm - 3000K/CRI 80 - 24Vdc / 4,5W - 484 lm ≠ OUTPUT 404 lm - 4000K/CRI 80 - 24Vdc

2700K

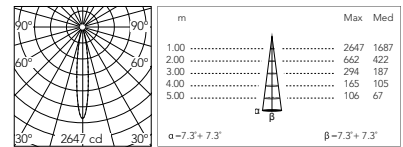
- FA105562201
- FA105562206
- FA105562212
- FA105562218
- FA105562230
- FA105562233
- FA105562270

3000K

- FA105561201
- FA105561206
- FA105561212
- FA105561218
- FA105561230
- FA105561233
- FA105561270

4000K

- FA1051721201
- FA1051721206
- FA1051721212
- FA1051721218
- FA1051721230
- FA1051721233
- FA1051721270



@ 3000K

Optic Medium 30°

Power Led: 4,5W - 431 lm ≠ OUTPUT 364 lm - 2700K/CRI 80 - 24Vdc / 4,5W - 466 lm ≠ OUTPUT 395 lm - 3000K/CRI 80 - 24Vdc / 4,5W - 484 lm ≠ OUTPUT 410 lm - 4000K/CRI 80 - 24Vdc

2700K

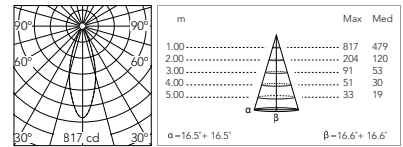
- FA105562101
- FA105562106
- FA105562112
- FA105562118
- FA105562130
- FA105562133
- FA105562170

3000K

- FA105561101
- FA105561106
- FA105561112
- FA105561118
- FA105561130
- FA105561133
- FA105561170

4000K

- FA1051721101
- FA1051721106
- FA1051721112
- FA1051721118
- FA1051721130
- FA1051721133
- FA1051721170



@ 3000K

Optic Flood 50°

Power Led: 4,5W - 431 lm ≠ OUTPUT 329 lm - 2700K/CRI 80 - 24Vdc / 4,5W - 466 lm ≠ OUTPUT 357 lm - 3000K/CRI 80 - 24Vdc / 4,5W - 484 lm ≠ OUTPUT 371 lm - 4000K/CRI 80 - 24Vdc

2700K

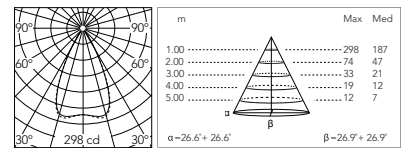
- FA105562001
- FA105562006
- FA105562012
- FA105562018
- FA105562030
- FA105562033
- FA105562070

3000K

- FA105560001
- FA105560006
- FA105560012
- FA105560018
- FA105560030
- FA105560033
- FA105560070

4000K

- FA1051720001
- FA1051720006
- FA1051720012
- FA1051720018
- FA1051720030
- FA1051720033
- FA1051720070



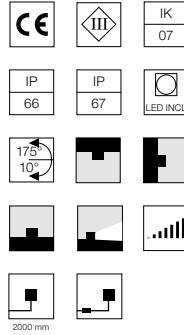
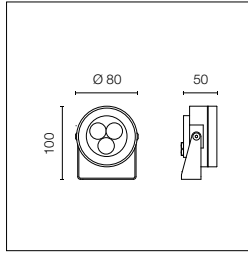
@ 3000K

* Numero massimo di apparecchi per alimentatore / Maximum number of luminaires per power supply.

Numero massimo di apparecchi per alimentatore (Vin220÷240). Dati indicativi da verificare con le specifiche condizioni di installazione.

Maximum number of luminaires per power supply. (220÷240 V). These data must be checked taking into account the specific installation conditions.

Acc. RF25754	1	Acc. RF25752	3
Acc. RF25748	1	Acc. RF25755	7
Acc. RF25747	2	Acc. RF25749	14
Acc. RF25757	2		



Sorgente a LED inclusa. Alimentazione elettrica remota 350/500 mA ON/OFF e dimmerabile 1-10V o DALI da ordinare separatamente. Connessione in serie. Dotato di spezzone di cavo uscente in neoprene di 2000 mm e kit con connettori crimp e guaina termorestringente adesiva per connessione a tenuta stagna. Staffa di fissaggio inclusa. Vetro trasparente extrachiaro. Picchetto per installazione a terra da ordinare separatamente.

LED source included. Remote power supply 350/500 mA ON/OFF and dimmable 1-10V or DALI. Must be ordered separately. Serial connection. Equipped with a 2000 mm protruding section of neoprene cable and a kit with crimpable connectors and adhesive heat-shrinkable sleeves that guarantee the tightness of the connection. Extraclear transparent glass. The metal nail for ground installation needs to be ordered separately.

2200K disponibile su richiesta.

2200K available on request.

Optic Spot 10°

Power Led: 3,3W@350mA - 331@350mA lm ≠ OUTPUT 270@350mA lm / 5,1W@500mA - 431@500mA lm ≠ OUTPUT 359@500mA lm - 2700K/CRI 80
 3,3W@350mA - 359@350mA lm ≠ OUTPUT 293@350mA lm - 5,1W@500mA - 466@500mA lm ≠ OUTPUT 389@500mA lm - 3000K/CRI 80
 3,3W@350mA - 373@350mA lm ≠ OUTPUT 304@350mA lm - 5,1W@500mA - 484@500mA lm ≠ OUTPUT 404@500mA lm - 4000K/CRI 80

2700K

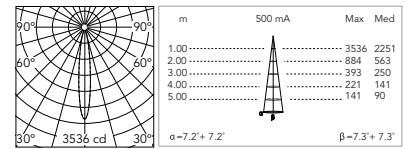
- FA1051072201
- FA1051072206
- FA1051072212
- FA1051072218
- FA1051072230
- FA1051072233
- FA1051072270

3000K

- FA1051071201
- FA1051071206
- FA1051071212
- FA1051071218
- FA1051071230
- FA1051071233
- FA1051071270

4000K

- FA1051901201
- FA1051901206
- FA1051901212
- FA1051901218
- FA1051901230
- FA1051901233
- FA1051901270



© 3000K

Optic Medium 30°

Power Led: 3,3W@350mA - 331@350mA lm ≠ OUTPUT 274@350mA lm / 5,1W@500mA - 431@500mA lm ≠ OUTPUT 364@500mA lm - 2700K/CRI 80
 3,3W@350mA - 359@350mA lm ≠ OUTPUT 297@350mA lm - 5,1W@500mA - 466@500mA lm ≠ OUTPUT 395@500mA lm - 3000K/CRI 80
 3,3W@350mA - 373@350mA lm ≠ OUTPUT 308@350mA lm - 5,1W@500mA - 484@500mA lm ≠ OUTPUT 410@500mA lm - 4000K/CRI 80

2700K

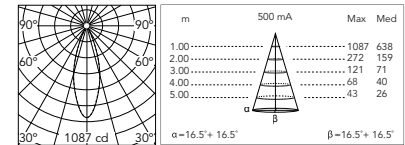
- FA1051072101
- FA1051072106
- FA1051072112
- FA1051072118
- FA1051072130
- FA1051072133
- FA1051072170

3000K

- FA1051071101
- FA1051071106
- FA1051071112
- FA1051071118
- FA1051071130
- FA1051071133
- FA1051071170

4000K

- FA1051901101
- FA1051901106
- FA1051901112
- FA1051901118
- FA1051901130
- FA1051901133
- FA1051901170



© 3000K

Optic Flood 50°

Power Led: 3,3W@350mA - 331@350mA lm ≠ OUTPUT 247@350mA lm / 5,1W@500mA - 431@500mA lm ≠ OUTPUT 329@500mA lm - 2700K/CRI 80
 3,3W@350mA - 359@350mA lm ≠ OUTPUT 267@350mA lm - 5,1W@500mA - 466@500mA lm ≠ OUTPUT 357@500mA lm - 3000K/CRI 80
 3,3W@350mA - 373@350mA lm ≠ OUTPUT 278@350mA lm - 5,1W@500mA - 484@500mA lm ≠ OUTPUT 371@500mA lm - 4000K/CRI 80

2700K

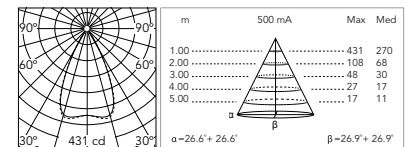
- FA1051072001
- FA1051072006
- FA1051072012
- FA1051072018
- FA1051072030
- FA1051072033
- FA1051072070

3000K

- FA1051070001
- FA1051070006
- FA1051070012
- FA1051070018
- FA1051070030
- FA1051070033
- FA1051070070

4000K

- FA1051900001
- FA1051900006
- FA1051900012
- FA1051900018
- FA1051900030
- FA1051900033
- FA1051900070



© 3000K

* Numero massimo di apparecchi per alimentatore / Maximum number of luminaires per power supply.

Numero massimo di apparecchi per alimentatore (Vin220÷240). Dati indicativi da verificare con le specifiche condizioni di installazione.

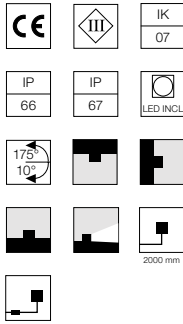
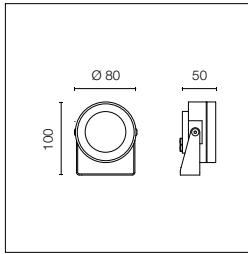
Maximum number of luminaires per power supply. (220÷240 V). These data must be checked taking into account the specific installation conditions.

Acc. RF25754	2
Acc. RF25748	2
Acc. FA68	3
Acc. FA129	**5
Acc. FA184	**5

Acc. FA135	**2
Acc. FA218	**2
Acc. FA238.A	**3
Acc. FA239.A	**3

**La tensione ai capi del sistema è in funzione del numero di apparecchi collegati in serie, attenersi alle norme CEI 64-8.

**The voltage at the end of the system depends on the number of fixtures connected in series, please comply with CEI 64-8 standards.



Sorgente RGB a LED inclusa. Alimentazione elettrica remota con interfaccia DMX 3chx350mA da ordinare separatamente. Connessione in serie. Dotato di spezzone di cavo uscente in neoprene di 2000 mm e kit con connettori crimp e guaina termorestringente adesiva per connessione a tenuta stagna. Staffa di fissaggio inclusa. Vetro trasparente serigrafato. Picchetto per installazione a terra da ordinare separatamente.

RGB LED source included. Remote electrical power supply with DMX 3chx350mA interface to be ordered separately. Serial connection. Equipped with a 2000 mm protruding section of neoprene cable and a kit with crimpable connectors and adhesive heat-shrinkable sleeves that guarantee the tightness of the connection. Transparent screen-printed glass. The metal nail for ground installation needs to be ordered separately.

Schema elettrico e installazione sistema RGB.

Wiring diagram and installation scheme RGB.

Massimo 10 apparecchi Aimer 3 RGB per ogni codice F990B22A000.

Max 10 luminaires Aimer 3 RGB for each code F990B22A000.

Vedere Schema Elettrico n.5 Page 794.

See Wiring Diagram n.5 Page 794.

Optic Spot 10°

Power Led: 3,4W - 3CH x 350mA

RGB

- FA1051741201
- FA1051741206
- FA1051741212
- FA1051741218
- FA1051741230
- FA1051741233
- FA1051741270

Optic Medium 35°

Power Led: 3,4W - 3CH x 350mA

RGB

- FA1051740001
- FA1051740006
- FA1051740012
- FA1051740018
- FA1051740030
- FA1051740033
- FA1051740070

Photometric data on request.

* Numero massimo di apparecchi per alimentatore / Maximum number of luminaires per power supply.

Numero massimo di apparecchi per alimentatore (Vin220÷240). Dati indicativi da verificare con le specifiche condizioni di installazione.

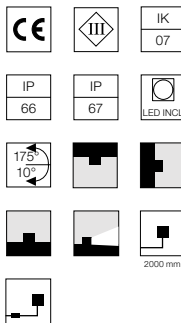
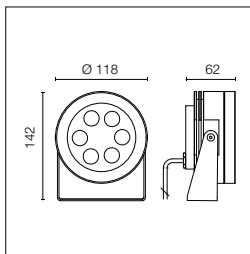
Maximum number of luminaires per power supply. (220÷240 V). These data must be checked taking into account the specific installation conditions.

Acc. F990B22A000 **10

**La tensione ai capi del sistema è in funzione del numero di apparecchi collegati in serie, attenersi alle norme CEI 64-8.

**The voltage at the end of the system depends on the number of fixtures connected in series, please comply with CEI 64-8 standards.

Aimer 4 Constant Voltage



Sorgente a LED inclusa.
Alimentazione elettrica remota 24 Vdc ON/OFF da ordinare separatamente. Connessione in parallelo. Dotato di spezzone di cavo uscente in neoprene di 2000 mm e kit con connettori crimp e guaina termorestringente adesiva per connessione a tenuta stagna. Staffa di fissaggio inclusa. Vetro trasparente extrachiaro. Picchetto per installazione a terra da ordinare separatamente.

LED source included. Remote electrical power supply 24V dc ON/OFF to be ordered separately. Parallel connection. Equipped with a 2000 mm protruding section of neoprene cable and a kit with crimpable connectors and adhesive heat-shrinkable sleeves that guarantee the tightness of the connection. Fixing bracket included. Extraclear transparent glass. The metal nail for ground installation needs to be ordered separately.

2200K disponibile su richiesta.

2200K available on request.

Optic Spot 8°

Power Led: 10W - 776 lm ≠ OUTPUT 498 lm - 2700K/CRI 80 - 24Vdc / 10W - 834 lm ≠ OUTPUT 535 lm - 3000K/CRI 80 - 24Vdc / 10W - 889 lm ≠ OUTPUT 570 lm - 4000K/CRI 80 - 24Vdc

2700K

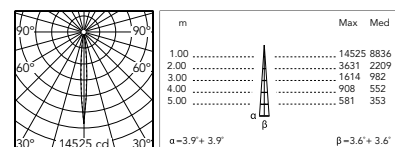
- FA1052552201
- FA1052552206
- FA1052552212
- FA1052552218
- FA1052552230
- FA1052552233
- FA1052552270

3000K

- FA1052551201
- FA1052551206
- FA1052551212
- FA1052551218
- FA1052551230
- FA1052551233
- FA1052551270

4000K

- FA1052541201
- FA1052541206
- FA1052541212
- FA1052541218
- FA1052541230
- FA1052541233
- FA1052541270



@ 4000K

Optic Medium 26°

Power Led: 10W - 776 lm ≠ OUTPUT 486 lm - 2700K/CRI 80 - 24Vdc / 10W - 834 lm ≠ OUTPUT 523 lm - 3000K/CRI 80 - 24Vdc / 10W - 889 lm ≠ OUTPUT 558 lm - 4000K/CRI 80 - 24Vdc

2700K

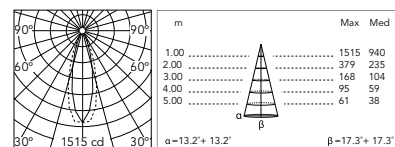
- FA1052552001
- FA1052552006
- FA1052552012
- FA1052552018
- FA1052552030
- FA1052552033
- FA1052552070

3000K

- FA1052550001
- FA1052550006
- FA1052550012
- FA1052550018
- FA1052550030
- FA1052550033
- FA1052550070

4000K

- FA1052540001
- FA1052540006
- FA1052540012
- FA1052540018
- FA1052540030
- FA1052540033
- FA1052540070

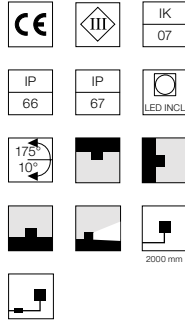
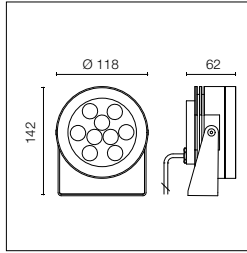


@ 4000K

* Numero massimo di apparecchi per alimentatore / Maximum number of luminaires per power supply.

Numero massimo di apparecchi per alimentatore (Vin220÷240). Dati indicativi da verificare con le specifiche condizioni di installazione.	Maximum number of luminaires per power supply. (220÷240 V). These data must be checked taking into account the specific installation conditions.	Acc. RF25752	1
		Acc. RF25755	2
		Acc. RF25749	5

Aimer 5 Constant Voltage



Sorgente a LED inclusa.
Alimentazione elettrica remota 24 Vdc ON/OFF da ordinare separatamente. Connessione in parallelo. Dotato di spezzone di cavo uscente in neoprene di 2000 mm e kit con connettori crimp e guaina termorestringente adesiva per connessione a tenuta stagna. Staffa di fissaggio inclusa. Vetro trasparente extrachiario. Picchetto per installazione a terra da ordinare separatamente.

LED source included. Remote electrical power supply 24V dc ON/OFF to be ordered separately. Parallel connection. Equipped with a 2000 mm protruding section of neoprene cable and a kit with crimpable connectors and adhesive heat-shrinkable sleeves that guarantee the tightness of the connection. Fixing bracket included. Extraclear transparent glass. The metal nail for ground installation needs to be ordered separately.

2200K disponibile su richiesta.

2200K available on request.

Optic Spot 8°

Power Led: 14W - 1164 lm ≠ OUTPUT 747 lm - 2700K/CRI 80 - 24Vdc / 14W - 1252 lm ≠ OUTPUT 803 lm - 3000K/CRI 80 - 24Vdc / 14W - 1333 lm ≠ OUTPUT 855 lm - 4000K/CRI 80 - 24Vdc

2700K

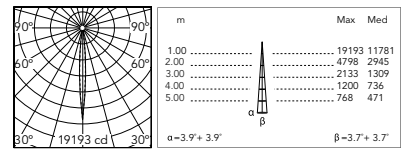
- FA1052522201
- FA1052522206
- FA1052522212
- FA1052522218
- FA1052522230
- FA1052522233
- FA1052522270

3000K

- FA1052521201
- FA1052521206
- FA1052521212
- FA1052521218
- FA1052521230
- FA1052521233
- FA1052521270

4000K

- FA1052511201
- FA1052511206
- FA1052511212
- FA1052511218
- FA1052511230
- FA1052511233
- FA1052511270



@ 3000K

Optic Medium 28°

Power Led: 14W - 1164 lm ≠ OUTPUT 730 lm - 2700K/CRI 80 - 24Vdc / 14W - 1252 lm ≠ OUTPUT 785 lm - 3000K/CRI 80 - 24Vdc / 14W - 1333 lm ≠ OUTPUT 836 lm - 4000K/CRI 80 - 24Vdc

2700K

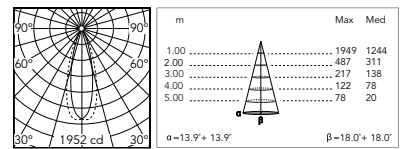
- FA1052522001
- FA1052522006
- FA1052522012
- FA1052522018
- FA1052522030
- FA1052522033
- FA1052522070

3000K

- FA1052520001
- FA1052520006
- FA1052520012
- FA1052520018
- FA1052520030
- FA1052520033
- FA1052520070

4000K

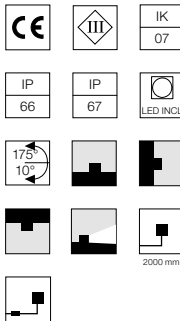
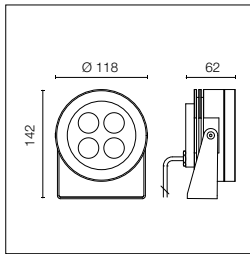
- FA1052510001
- FA1052510006
- FA1052510012
- FA1052510018
- FA1052510030
- FA1052510033
- FA1052510070



@ 3000K

* Numero massimo di apparecchi per alimentatore / Maximum number of luminaires per power supply.

Numero massimo di apparecchi per alimentatore (Vin220÷240).	Maximum number of luminaires per power supply. (220÷240 V).	Acc. RF25755	1
Dati indicativi da verificare con le specifiche condizioni di installazione.	These data must be checked taking into account the specific installation conditions.	Acc. RF25749	3



Sorgente RGB a LED inclusa. Alimentazione elettrica remota con interfaccia DMX 3chx350mA da ordinare separatamente. Connessione in serie. Dotato di spezzone di cavo uscente in neoprene di 2000 mm e kit con connettori crimp e guaina termorestringente adesiva per connessione a tenuta stagna. Staffa di fissaggio inclusa. Vetro trasparente serigrafato. Picchetto per installazione a terra da ordinare separatamente.

RGB LED source included. Remote electrical power supply with DMX 3chx350mA interface to be ordered separately. Serial connection. Equipped with a 2000 mm protruding section of neoprene cable and a kit with crimpable connectors and adhesive heat-shrinkable sleeves that guarantee the tightness of the connection. Transparent screen-printed glass. The metal nail for ground installation needs to be ordered separately.

Optic Spot 10°

RGB Power Led: 13,6W - 3CH x 350mA

RGB

- FA1052561201
- FA1052561206
- FA1052561212
- FA1052561218
- FA1052561230
- FA1052561233
- FA1052561270

Schema elettrico e installazione sistema RGB.

Massimo 2 apparecchi Aimer 5 RGB per ogni codice F990B22A000.

Vedere Schema Elettrico n.5 Page 794.

Wiring diagram and installation scheme RGB.

Max 2 luminaires Aimer 5 RGB for each code F990B22A000.

See Wiring Diagram n.5 Page 794.

Optic Medium 35°

RGB Power Led: 13,6W - 3CH x 350mA

RGB

- FA1052560001
- FA1052560006
- FA1052560012
- FA1052560018
- FA1052560030
- FA1052560033
- FA1052560070

Photometric data on request.

* Numero massimo di apparecchi per alimentatore / Maximum number of luminaires per power supply.

Numero massimo di apparecchi per alimentatore (Vin220÷240). Dati indicativi da verificare con le specifiche condizioni di installazione.

Maximum number of luminaires per power supply. (220÷240 V). These data must be checked taking into account the specific installation conditions.

Acc. F990B22A000


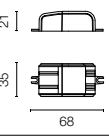

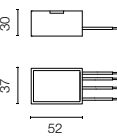

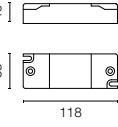
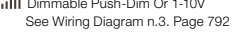

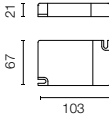


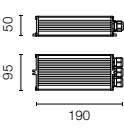
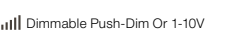

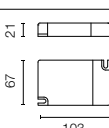
**La tensione ai capi del sistema è in funzione del numero di apparecchi collegati in serie, attenersi alle norme CEI 64-8.

**The voltage at the end of the system depends on the number of fixtures connected in series, please comply with CEI 64-8 standards.

Aimer: Accessori / Accessories

Visera Aimer 1.	Visor Aimer 1.	Aimer 1 FA5230		
Visera Aimer 3.	Visor Aimer 3.	Aimer 3 FA5130		
Picchetta per fissaggio a terra.	Ground spike.	Aimer 1 / 3 / 4 / 5 FA136		
Sistema di giunzione IP68 H2O Stop anti-condensa a 3/4 vie 4 poli. (Ø5,5÷12mm cavo).	3/4 way terminal block 4 poles IP68 H2O Stop. (ø5,5÷12mm cable).	Aimer 3 / 4 / 5 F990C010000		
Sistema di giunzione IP68 H2O Stop anti-condensa a 2 vie 4 poli. (Ø5,5÷12mm cavo).	2 way terminal block 4 poles IP68 H2O Stop. (ø5,5÷12mm cable).	Aimer 3 / 4 / 5 F990C00A000		






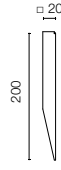

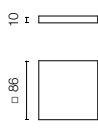

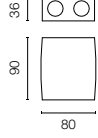

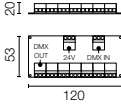

Aimer: Driver / Drivers

Alimentatore doppia funzione Vout 24Vdc: 8W/100÷240V Iout 350ma: 6x1W/100÷240V IP20 Classe II Selv Eq.	Power supply dual function Vout 24Vdc: 8W/100÷240V Iout 350ma: 6x1W/100÷240V IP20 Class II Selv Eq.	Aimer 1 / 3 *RF25754		
Alimentatore 24V 8W / 110-240V IP65 Classe II selv.	Power supply 24V 8W / 110-240V IP65 Class II selv.	Aimer 1 / 3 *RF25748		
Alimentatore 10 x 1W/ 100÷265V - Iout 350mA (7x1W/110V) IP40 Class II Selv Eq.	Power supply 10 x 1W/ 100÷265V - Iout 350mA (7x1W/110V) IP40 Class II Selv Eq.	Aimer 1 / 3 *FA68		
Alimentatore 16 x 1W/ 110÷240V - Iout 350mA (12x1W@110V) IP20 Class II Selv Eq.	Power supply 16 x 1W/ 110÷240V - Iout 350mA (12x1W@110V) IP20 Class II Selv Eq.	Aimer 1 / 3 *FA129 		
Alimentatore 16 x 1W/ 110÷240V - Iout 350mA (12x1W@110V) IP67 Class II Selv.	Power supply 16 x 1W/ 110÷240V - Iout 350mA (12x1W@110V) IP67 Class II Selv.	Aimer 1 / 3 *FA184 		
Alimentatore 13 x 2W/ 110÷240V - Iout 500mA (7x2W@110V) IP20 Class II Selv. Eq.	Power supply 13 x 2W/ 110÷240V - Iout 500mA (7x2W@110V) IP20 Class II Selv. Eq.	Aimer 1 / 3 *FA135 		


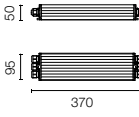
Aimer: Driver / Drivers

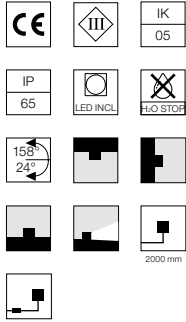
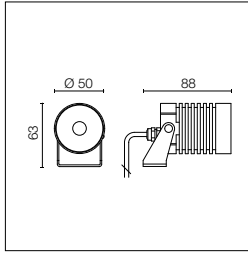
Alimentatore 13 x 2W/ 110÷240V - Iout 500mA (7x2W@110V) IP67 Class II Selv.	Power supply 13 x 2W/ 110÷240V - Iout 500mA (7x2W@110V) IP67 Class II Selv.	Aimer 1 / 3 *FA218 Dimmable Push-Dim Or 1-10V See Wiring Diagram n.3. Page Page 792		
Alimentatore 18W/ 110÷240V - Iout 350mA (15W@110V) IP67 Class II Selv. C	Power supply 18W/ 110÷240V - Iout 350mA (15W@110V) IP67 Class II Selv. C.	Aimer 1 / 3 *FA238.A Dimmable DALI See Wiring Diagram n.3. Page Page 792		
Alimentatore 24W/ 110÷240V - Iout 500mA (15W@110V) IP67 Class II Selv.	Power supply 24W/ 110÷240V - Iout 500mA (15W@110V) IP67 Class II Selv.	Aimer 1 / 3 *FA239.A Dimmable DALI See Wiring Diagram n.3. Page Page 792		
Alimentatore 24V 10W / 110- 240V IP20 Classe II selv.	Power supply 24V 10W /110- 240V IP20 Class II selv.	Aimer 3 *RF25747		
Alimentatore 24V 10W / 110- 240V IP67 Classe II selv.	Power supply 24V 10W / 110-240V IP67 Class II selv.	Aimer 3 *RF25757		
Alimentatore per installazione remota 24Vdc 20W / 220- 240V IP67 Classe II selv.	Power supply for remote installation 24Vdc 20W / 220- 240V IP67 Class II selv.	Aimer 3 / 4 / 5 *RF25752		
Alimentatore 24Vdc 35W / 120-270V IP67 Classe II selv.	Power supply 24Vdc 35W / 120-270V IP67 Class II selv.	F990B23AZ00		
Alimentatore per installazione remota 24Vdc 50W / 120- 240V IP67 Classe II selv.	Power supply for remote installation 24Vdc 50W / 120- 240V IP67 Class II selv.	Aimer 3 / 4 / 5 *RF25755		
Alimentatore per installazione remota 24Vdc 70W / 220- 240V IP67 Classe II selv.	Power supply for remote installation 24Vdc 70W / 220- 240V IP67 Class II selv.	Aimer 3 / 4 / 5 *RF25749		

Aimer RGB: Accessori / Accessories

Visera Aimer 1.	Visor Aimer 1.	Aimer 1 RGB FA5230		
Visera Aimer 3.	Visor Martina.	Aimer 3 RGB FA5130		
Picchetto per installazione a terra.	Ground spike.	Aimer 1 / 3 / 4 / 5 RGB FA136		
Controller DMX a parete per scatole ad incasso (60mm interasse fori).	DMX controller; dimmer switch for recessed box (60mm hole centres).	F990B10A000		
Controller DMX stand-alone/interfaccia PC.	DMX controller; stand-alone/PC interface.	F990B11A000		
DMX splitter 512 - dispositivo elettronico per rigenerare segnale DMX monodirezionale 1 Input e 7 output, 12-24 Vdc.	DMX splitter 512 - electronic device to regenerate the monodirectional DMX signal 1 Input and 7 output, 12-24Vdc.	F990B13A000		
Cavo DMX schermato con impedenza costante 110 Ohm.	DMX cable - shielded twisted pair with 110 Ohm constant impedance.	F990B12A000		

Aimer 3 RGB: Driver / Drivers

Alimentatore con interfaccia DMX per apparecchi RGB 36W/220÷240V-3CH x 350mA (3CH x 10 x 1W) predisposizione DMX IP67 Classe I Selv Eq.	Power supply with DMX interface for RGB fixtures 36W/220÷240v-3CH x 350mA (3CH x 10 x 1W) DMX control allowed IP67 Class I Selv Eq.	*F990B22A000		
---	---	--------------	---	---



Sorgente a LED inclusa. Alimentazione elettrica remota 24V dc ON/OFF da ordinare separatamente. Dotato di spezzone di cavo uscente in neoprene di 2000 mm e kit con connettori crimp e guaina termorestringente adesiva per connessione a tenuta stagna. Staffa di fissaggio inclusa. Vetro trasparente extrachiario. Picchetto per installazione a terra da ordinare separatamente. Versione dimmerabile a richiesta.

LED source included. Remote electrical power supply 24V dc ON/OFF to be ordered separately. Equipped with a 2000 mm protruding section of neoprene cable and a kit with crimpable connectors and adhesive heat-shrinkable sleeves that guarantee the tightness of the connection. Fixing bracket included. Extraclear transparent glass. The metal nail for ground installation needs to be ordered separately. Dimmable version available upon request.

2200K disponibile su richiesta.

2200K available on request.

Optic Spot 10°

Power Led: 3,4W - 199 lm ≠ OUTPUT 138 lm - 2700K/CRI 80 - 24Vdc / 3,4W - 215 lm ≠ OUTPUT 149 lm - 3000K/CRI 80 - 24Vdc / 3,4W - 224 lm ≠ OUTPUT 155 lm - 4000K/CRI 80 - 24Vdc

2700K

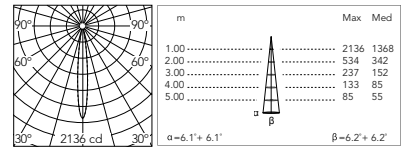
- FA51308001
- FA51308006
- FA51308012
- FA51308018
- FA51308030
- FA51308033

3000K

- FA51300301
- FA51300306
- FA51300312
- FA51300318
- FA51300330
- FA51300333

4000K

- FA51300201
- FA51300206
- FA51300212
- FA51300218
- FA51300230
- FA51300233



@3000K

Optic Medium 30°

Power Led: 3,4W - 199 lm ≠ OUTPUT 121 lm - 2700K/CRI 80 - 24Vdc / 3,4W - 215 lm ≠ OUTPUT 131 lm - 3000K/CRI 80 - 24Vdc / 3,4W - 224 lm ≠ OUTPUT 136 lm - 4000K/CRI 80 - 24Vdc

2700K

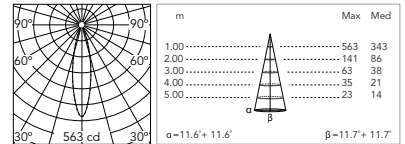
- FA51308201
- FA51308206
- FA51308212
- FA51308218
- FA51308230
- FA51308233

3000K

- FA51301301
- FA51301306
- FA51301312
- FA51301318
- FA51301330
- FA51301333

4000K

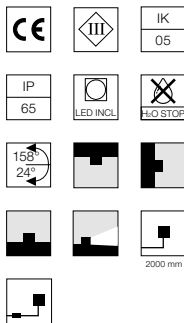
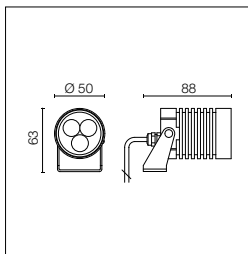
- FA51301201
- FA51301206
- FA51301212
- FA51301218
- FA51301230
- FA51301233



@3000K

* Numero massimo di apparecchi per alimentatore / Maximum number of luminaires per power supply.

Numero massimo di apparecchi per alimentatore (Vin220÷240). Dati indicativi da verificare con le specifiche condizioni di installazione.	Maximum number of luminaires per power supply. (220÷240 V). These data must be checked taking into account the specific installation conditions.	Acc. RF25754	1	Acc. RF25752	3
		Acc. RF25748	1	Acc. RF25755	9
		Acc. RF25747	2	Acc. RF25749	17
		Acc. RF25757	2		



Sorgente a LED inclusa. Alimentazione elettrica remota 24V dc ON/OFF da ordinare separatamente. Dotato di spezzone di cavo uscente in neoprene di 2000 mm e kit con connettori crimp e guaina termorestringente adesiva per connessione a tenuta stagna. Staffa di fissaggio inclusa. Vetro trasparente extrachiario. Picchetto per installazione a terra da ordinare separatamente. Versione dimmerabile a richiesta.

LED source included. Remote electrical power supply 24V dc ON/OFF to be ordered separately. Equipped with a 2000 mm protruding section of neoprene cable and a kit with crimpable connectors and adhesive heat-shrinkable sleeves that guarantee the tightness of the connection. Fixing bracket included. Extraclear transparent glass. The metal nail for ground installation needs to be ordered separately. Dimmable version available upon request.

2200K disponibile su richiesta.

2200K available on request.

Optic Spot 10°

Power Led: 4,5W - 331 lm ≠ OUTPUT 246 lm - 2700K/CRI 80 - 24Vdc / 4,5W - 359 lm ≠ OUTPUT 267 lm - 3000K/CRI 80 - 24Vdc / 4,5W - 373 lm ≠ OUTPUT 277 lm - 4000K/CRI 80 - 24Vdc

2700K

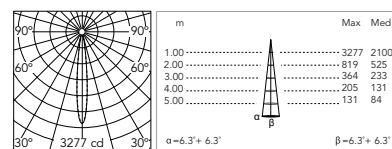
- FA51308401
- FA51308406
- FA51308412
- FA51308418
- FA51308430
- FA51308433

3000K

- FA51302301
- FA51302306
- FA51302312
- FA51302318
- FA51302330
- FA51302333

4000K

- FA51302201
- FA51302206
- FA51302212
- FA51302218
- FA51302230
- FA51302233



@3000K

Optic Medium 30°

Power Led: 4,5W - 331 lm ≠ OUTPUT 218 lm - 2700K/CRI 80 - 24Vdc / 4,5W - 359 lm ≠ OUTPUT 236 lm - 3000K/CRI 80 - 24Vdc / 4,5W - 373 lm ≠ OUTPUT 245 lm - 4000K/CRI 80 - 24Vdc

2700K

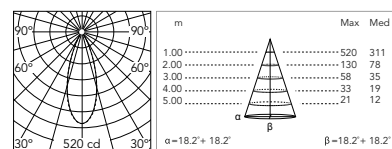
- FA51308601
- FA51308606
- FA51308612
- FA51308618
- FA51308630
- FA51308633

3000K

- FA51303301
- FA51303306
- FA51303312
- FA51303318
- FA51303330
- FA51303333

4000K

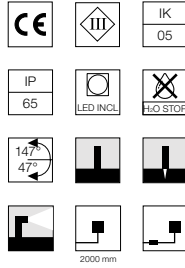
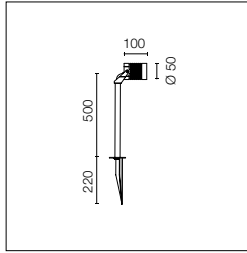
- FA51303201
- FA51303206
- FA51303212
- FA51303218
- FA51303230
- FA51303233



@3000K

* Numero massimo di apparecchi per alimentatore / Maximum number of luminaires per power supply.

Numero massimo di apparecchi per alimentatore (Vin220÷240). Dati indicativi da verificare con le specifiche condizioni di installazione.	Maximum number of luminaires per power supply. (220÷240 V). These data must be checked taking into account the specific installation conditions.	Acc. RF25754	1	Acc. RF25757	2
		Acc. RF25748	1	Acc. RF25755	9
		Acc. RF25747	2	Acc. RF25749	17



Sorgente a LED inclusa.
Alimentazione elettrica remota 24V dc ON/OFF da ordinare separatamente. Dotato di spezzone di cavo uscente in neoprene di 2000 mm e morsetteria a 2 poli e 3 vie con sistema H2O STOP per connessione a tenuta stagna. Vetro trasparente extrachiaro. Picchetto per installazione a terra incluso. Versione dimmerabile a richiesta.

LED source included. Remote electrical power supply 24V dc ON/OFF to be ordered separately. Equipped with a 2000 mm protruding section of neoprene cable and a 2-pole and 3-way connection box with H2O STOP system that guarantee the tightness of the connection. Extraclear transparent glass. Metal nail for ground installation included. Dimmable version available upon request.

2200K disponibile su richiesta.

2200K available on request.

Optic Spot 10°

Power Led: 3,4W - 199 lm ≠ OUTPUT 138 lm - 2700K/CRI 80 - 24Vdc / 3,4W - 215 lm ≠ OUTPUT 149 lm - 3000K/CRI 80 - 24Vdc / 3,4W - 224 lm ≠ OUTPUT 155 lm - 4000K/CRI 80 - 24Vdc

2700K

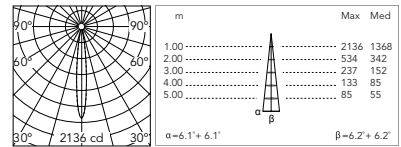
- FA51308801
- FA51308806
- FA51308812
- FA51308818
- FA51308830
- FA51308833

3000K

- FA51303601
- FA51303606
- FA51303612
- FA51303618
- FA51303630
- FA51303633

4000K

- FA51303501
- FA51303506
- FA51303512
- FA51303518
- FA51303530
- FA51303533



@3000K

Optic Medium 30°

Power Led: 3,4W - 199 lm ≠ OUTPUT 121 lm - 2700K/CRI 80 - 24Vdc / 3,4W - 215 lm ≠ OUTPUT 131 lm - 3000K/CRI 80 - 24Vdc / 3,4W - 224 lm ≠ OUTPUT 136 lm - 4000K/CRI 80 - 24Vdc

2700K

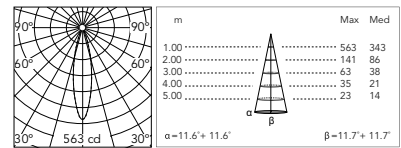
- FA51309001
- FA51309006
- FA51309012
- FA51309018
- FA51309030
- FA51309033

3000K

- FA51303901
- FA51303906
- FA51303912
- FA51303918
- FA51303930
- FA51303933

4000K

- FA51303801
- FA51303806
- FA51303812
- FA51303818
- FA51303830
- FA51303833



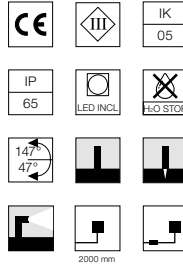
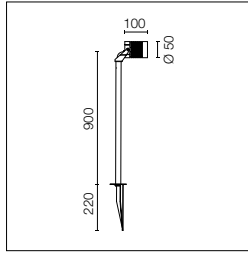
@3000K

* Numero massimo di apparecchi per alimentatore / Maximum number of luminaires per power supply.

Numero massimo di apparecchi per alimentatore (Vin220±240). Dati indicativi da verificare con le specifiche condizioni di installazione.

Maximum number of luminaires per power supply. (220±240 V). These data must be checked taking into account the specific installation conditions.

Acc. RF25754	1	Acc. RF25757	2
Acc. RF25748	1	Acc. RF25752	3
Acc. FA235	1	Acc. RF25755	9
Acc. RF25747	2	Acc. RF25749	17



Sorgente a LED inclusa.
Alimentazione elettrica remota 24V dc ON/OFF da ordinare separatamente. Dotato di spezzone di cavo uscente in neoprene di 2000 mm e morsetteria a 2 poli e 3 vie con sistema H2O STOP per connessione a tenuta stagna. Vetro trasparente extrachiaro. Picchetto per installazione a terra incluso. Versione dimmerabile a richiesta.

LED source included. Remote electrical power supply 24V dc ON/OFF to be ordered separately. Equipped with a 2000 mm protruding section of neoprene cable and a 2-pole and 3-way connection box with H2O STOP system that guarantee the tightness of the connection. Extraclear transparent glass. Metal nail for ground installation included. Dimmable version available upon request.

2200K disponibile su richiesta.

2200K available on request.

Optic Spot 10°

Power Led: 3,4W - 199 lm ≠ OUTPUT 138 lm - 2700K/CRI 80 - 24Vdc / 3,4W - 215 lm ≠ OUTPUT 149 lm - 3000K/CRI 80 - 24Vdc / 3,4W - 224 lm ≠ OUTPUT 155 lm - 4000K/CRI 80 - 24Vdc

2700K

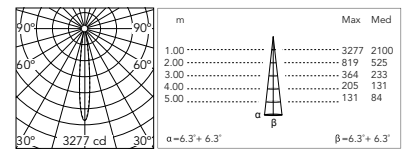
- FA51309201
- FA51309206
- FA51309212
- FA51309218
- FA51309230
- FA51309233

3000K

- FA51304801
- FA51304806
- FA51304812
- FA51304818
- FA51304830
- FA51304833

4000K

- FA51304701
- FA51304706
- FA51304712
- FA51304718
- FA51304730
- FA51304733



@3000K

Optic Medium 30°

Power Led: 3,4W - 199 lm ≠ OUTPUT 121 lm - 2700K/CRI 80 - 24Vdc / 3,4W - 215 lm ≠ OUTPUT 131 lm - 3000K/CRI 80 - 24Vdc / 3,4W - 224 lm ≠ OUTPUT 136 lm - 4000K/CRI 80 - 24Vdc

2700K

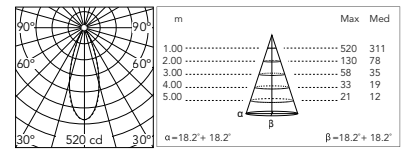
- FA51309401
- FA51309406
- FA51309412
- FA51309418
- FA51309430
- FA51309433

3000K

- FA51305101
- FA51305106
- FA51305112
- FA51305118
- FA51305130
- FA51305133

4000K

- FA51305001
- FA51305006
- FA51305012
- FA51305018
- FA51305030
- FA51305033



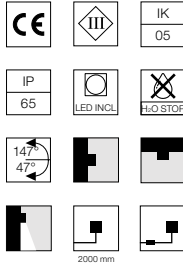
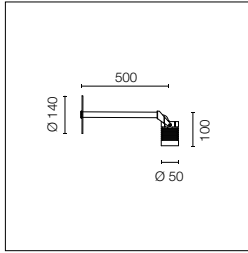
@3000K

* Numero massimo di apparecchi per alimentatore / Maximum number of luminaires per power supply.

Numero massimo di apparecchi per alimentatore (Vin220÷240). Dati indicativi da verificare con le specifiche condizioni di installazione.

Maximum number of luminaires per power supply, (220÷240 V). These data must be checked taking into account the specific installation conditions.

Acc. RF25754	1	Acc. RF25757	2
Acc. RF25748	1	Acc. RF25752	3
Acc. FA235	1	Acc. RF25755	9
Acc. RF25747	2	Acc. RF25749	17



Sorgente a LED inclusa.
Alimentazione elettrica remota 24V dc ON/OFF da ordinare separatamente. Dotato di spezzone di cavo uscente in neoprene di 2000 mm e morsettiera a 2 poli e 3 vie con sistema H2O STOP per connessione a tenuta stagna. Vetro trasparente extrachiaro. Picchetto per installazione a terra incluso. Versione dimmerabile a richiesta.

LED source included. Remote electrical power supply 24V dc ON/OFF to be ordered separately. Equipped with a 2000 mm protruding section of neoprene cable and a 2-pole and 3-way connection box with H2O STOP system that guarantee the tightness of the connection. Extraclear transparent glass. Metal nail for ground installation included. Dimmable version available upon request.

2200K disponibile su richiesta.

2200K available on request.

Optic Spot 10°

Power Led: 3,4W - 199 lm ≠ OUTPUT 138 lm - 2700K/CRI 80 - 24Vdc / 3,4W - 215 lm ≠ OUTPUT 149 lm - 3000K/CRI 80 - 24Vdc / 3,4W - 224 lm ≠ OUTPUT 155 lm - 4000K/CRI 80 - 24Vdc

2700K

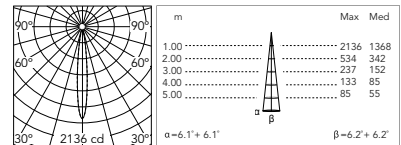
- FA51309601
- FA51309606
- FA51309612
- FA51309618
- FA51309630
- FA51309633

3000K

- FA51306001
- FA51306006
- FA51306012
- FA51306018
- FA51306030
- FA51306033

4000K

- FA51305901
- FA51305906
- FA51305912
- FA51305918
- FA51305930
- FA51305933



@3000K

Optic Medium 30°

Power Led: 3,4W - 199 lm ≠ OUTPUT 121 lm - 2700K/CRI 80 - 24Vdc / 3,4W - 215 lm ≠ OUTPUT 131 lm - 3000K/CRI 80 - 24Vdc / 3,4W - 224 lm ≠ OUTPUT 136 lm - 4000K/CRI 80 - 24Vdc

2700K

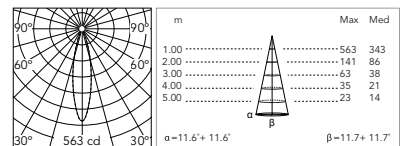
- FA51309801
- FA51309806
- FA51309812
- FA51309818
- FA51309830
- FA51309833

3000K

- FA51306301
- FA51306306
- FA51306312
- FA51306318
- FA51306330
- FA51306333

4000K

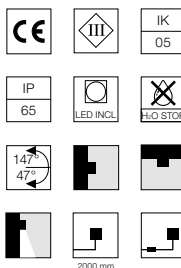
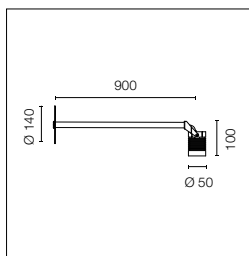
- FA51306201
- FA51306206
- FA51306212
- FA51306218
- FA51306230
- FA51306233



@3000K

* Numero massimo di apparecchi per alimentatore / Maximum number of luminaires per power supply.

Numero massimo di apparecchi per alimentatore (Vin220±240). Dati indicativi da verificare con le specifiche condizioni di installazione.	Maximum number of luminaires per power supply. (220±240 V). These data must be checked taking into account the specific installation conditions.	Acc. RF25754	1	Acc. RF25755	9
		Acc. RF25748	1	Acc. RF25749	17
		Acc. RF25752	3		



Sorgente a LED inclusa.
Alimentazione elettrica remota 24V dc ON/OFF da ordinare separatamente. Dotato di spezzone di cavo uscente in neoprene di 2000 mm e morsetteria a 2 poli e 3 vie con sistema H2O STOP per connessione a tenuta stagna. Vetro trasparente extrachiaro. Picchetto per installazione a terra incluso. Versione dimmerabile a richiesta.

LED source included. Remote electrical power supply 24V dc ON/OFF to be ordered separately. Equipped with a 2000 mm protruding section of neoprene cable and a 2-pole and 3-way connection box with H2O STOP system that guarantee the tightness of the connection. Extraclear transparent glass. Metal nail for ground installation included. Dimmable version available upon request.

2200K disponibile su richiesta.

2200K available on request.

Optic Spot 10°

Power Led: 3,4W - 199 lm ≠ OUTPUT 138 lm - 2700K/CRI 80 - 24Vdc / 3,4W - 215 lm ≠ OUTPUT 149 lm - 3000K/CRI 80 - 24Vdc / 3,4W - 224 lm ≠ OUTPUT 155 lm - 4000K/CRI 80 - 24Vdc

2700K

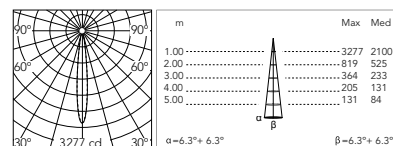
- FA51310001
- FA51310006
- FA51310012
- FA51310018
- FA51310030
- FA51310033

3000K

- FA51306601
- FA51306606
- FA51306612
- FA51306618
- FA51306630
- FA51306633

4000K

- FA51306501
- FA51306506
- FA51306512
- FA51306518
- FA51306530
- FA51306533



@3000K

Optic Medium 30°

Power Led: 3,4W - 199 lm ≠ OUTPUT 121 lm - 2700K/CRI 80 - 24Vdc / 3,4W - 215 lm ≠ OUTPUT 131 lm - 3000K/CRI 80 - 24Vdc / 3,4W - 224 lm ≠ OUTPUT 136 lm - 4000K/CRI 80 - 24Vdc

2700K

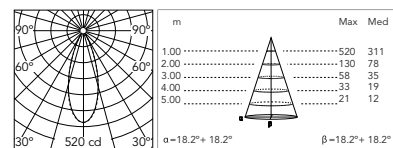
- FA51310201
- FA51310206
- FA51310212
- FA51310218
- FA51310230
- FA51310233

3000K

- FA51306901
- FA51306906
- FA51306912
- FA51306918
- FA51306930
- FA51306933

4000K

- FA51306801
- FA51306806
- FA51306812
- FA51306818
- FA51306830
- FA51306833



@3000K

* Numero massimo di apparecchi per alimentatore / Maximum number of luminaires per power supply.

Numero massimo di apparecchi per alimentatore (Vin220÷240). Dati indicativi da verificare con le specifiche condizioni di installazione.

Maximum number of luminaires per power supply. (220÷240 V). These data must be checked taking into account the specific installation conditions.

Acc. RF25754	1
Acc. RF25748	1
Acc. RF25752	3

Acc. RF25755	9
Acc. RF25749	17

Aimer 2: Accessori / Accessories

Picchetto per installazione a terra.

Ground spike.

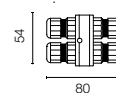
Spot / Pole
FA136



Sistema di giunzione IP68 H2O Stop anti-condensa a 3/4 vie 4 poli. (Ø5,5÷12mm cavo).

3/4 way terminal block 4 poles IP68 H2O Stop. (ø5,5÷12mm cable).

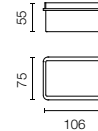
Pole
F990C010000



Scatola di derivazione da incasso 3 moduli (modello 503)

Recessed 3-module junction box (model 503)

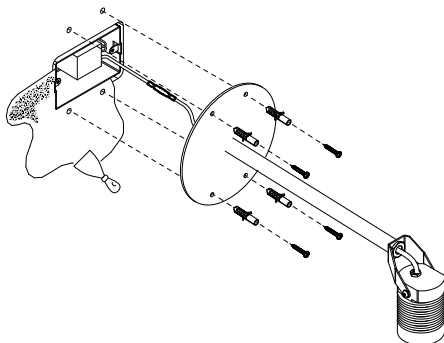
Wall
F990H010000



Aimer 2 Wall Bracket with box cod. F990H010000

Opzionale: alimentatore art. F990H010000 in scatola da incasso.

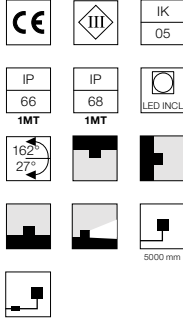
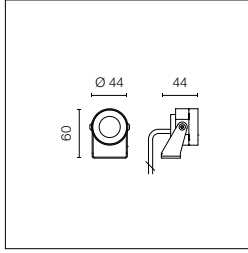
Optional: power supply code F990H010000 in recessed box.



Aimer 2: Driver/ Drivers

Alimentatore doppia funzione Vout 24Vdc: 8W/100÷240V Iout 350ma: 6x1W/100÷240V IP20 Classe II Selv Eq.	Power supply dual function Vout 24Vdc: 8W/100÷240V Iout 350ma: 6x1W/100÷240V IP20 Class II Selv Eq.	*RF25754		
Alimentatore 24V 8W / 110-240V IP65 Classe II selv.	Power supply 24V 8W / 110-240V IP65 Class II selv.	*RF25748		
Alimentatore 8W/110÷240V - 24Vdc IP67 Classe II Selv Eq.	Power supply 8W/110÷240V - 24Vdc IP67 Class II selv. Eq.	Pole *FA235		
Alimentatore 24V 10W / 110-240V IP20 Classe II selv.	Power supply 24V 10W / 110-240V IP20 Class II selv.	Spot / Pole *RF25747		
Alimentatore 24V 10W / 110-240V IP67 Classe II selv.	Power supply 24V 10W / 110-240V IP67 Class II selv.	Spot / Pole *RF25757		
Alimentatore per installazione remota 24Vdc 20W / 220-240V IP67 Classe II selv.	Power supply for remote installation 24Vdc 20W / 220-240V IP67 Class II selv.	Pole / Wall *RF25752		
Alimentatore 24Vdc 35W / 120-270V IP67 Classe II selv.	Power supply 24Vdc 35W / 120-270V IP67 Class II selv.	F990B23AZ00		
Alimentatore per installazione remota 24Vdc 50W / 120-240V IP67 Classe II selv.	Power supply for remote installation 24Vdc 50W / 120-240V IP67 Class II selv.	*RF25755		
Alimentatore per installazione remota 24Vdc 70W / 220-240V IP67 Classe II selv.	Power supply for remote installation 24Vdc 70W / 220-240V IP67 Class II selv.	*RF25749		

Aimer 1 Aqua



Sorgente a LED inclusa. Corpo e staffa in acciaio inox 316L adatti per l'immersione. Alimentazione elettrica remota 350mA ON/OFF e dimmerabile 1-10V o DALI da ordinare separatamente. Connessione in serie. Dotato di spezzone di cavo uscente in neoprene di 5000 mm e kit con connettori crimp e guaina termorestringente adesiva per connessione a tenuta stagna. Staffa di fissaggio inclusa. Vetro trasparente extrachiaro. Picchetto per installazione a terra da ordinare separatamente. 2700K e 3000K a richiesta.

LED source. 316L stainless steel body and bracket, suitable for submersion. Remote power supply 350 mA ON/OFF and dimmable 1-10V or DALI. Must be ordered separately. Serial connection. Equipped with a 5000 mm protruding section of neoprene cable and a kit with crimpable connectors and adhesive heat-shrinkable sleeves that guarantee the tightness of the connection. Extraclear transparent glass. The metal nail for ground installation needs to be ordered separately. 2700K and 3000K models available upon request.

2200K disponibile su richiesta.

2200K available on request.

Optic Medium 30°

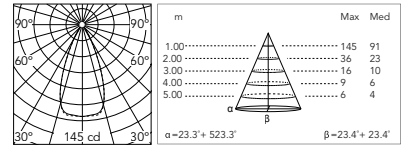
Power Led: 1,1W - LED 120 lm ≠ OUTPUT 99 lm - 3000K/CRI 80 - 350 mA / 1,1W - 124 lm ≠ OUTPUT 103 lm - 4000K/CRI 80 - 350 mA

3000K

FA10517114557.A

4000K

FA10517114357.A



@ 4000K

* Numero massimo di apparecchi per alimentatore / Maximum number of luminaires per power supply.

Numero massimo di apparecchi per alimentatore (Vin220÷240). Dati indicativi da verificare con le specifiche condizioni di installazione.

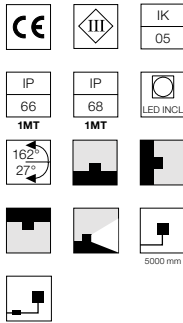
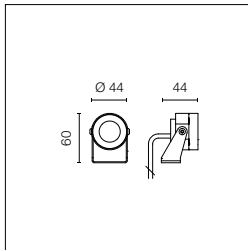
Maximum number of luminaires per power supply. (220÷240 V). These data must be checked taking into account the specific installation conditions.

Acc. RF25748 6
Acc. FA184 **16
Acc. FA238.A **9

**La tensione ai capi del sistema è in funzione del numero di apparecchi collegati in serie, attenersi alle norme CEI 64-8.

**The voltage at the end of the system depends on the number of fixtures connected in series, please comply with CEI 64-8 standards.

Aimer 1 Aqua RGB



Sorgente RGB a LED inclusa. Corpo e staffa in acciaio inox 316L adatti per l'immersione. Alimentazione elettrica remota con interfaccia DMX 3CHx350mA da ordinare separatamente. Connessione in serie. Dotato di spezzone di cavo uscente in neoprene di 5000 mm e kit con connettori crimp e guaina termorestringente adesiva per connessione a tenuta stagna. Staffa di fissaggio inclusa. Vetro sabbato serigrafato. Picchetto per installazione a terra da ordinare separatamente.

RGB LED source included. 316L stainless steel body and bracket, suitable for submersion. Remote electrical power supply with DMX 3CHx350mA interface to be ordered separately. Serial connection. Equipped with a 5000 mm protruding section of neoprene cable and a kit with crimpable connectors and adhesive heat-shrinkable sleeves that guarantee the tightness of the connection. Sandblasted screen-printed glass. Fixing bracket included. The metal nail for ground installation needs to be ordered separately.

Schema elettrico e installazione sistema RGB.

Massimo 10 apparecchi Aimer 1 Aqua RGB per ogni codice F990B22A000.

Vedere Schema Elettrico n.5 Page 794.

Wiring diagram and installation scheme RGB.

Max 10 luminaires Aimer 1 Aqua RGB for each code F990B22A000.

See Wiring Diagram n.5 Page 794.

RGB Power Led: 3,4W - 3CH x 350mA

RGB

FA10517314357.A

Photometric data on request.

* Numero massimo di apparecchi per alimentatore / Maximum number of luminaires per power supply.

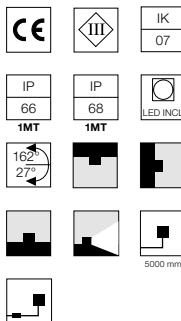
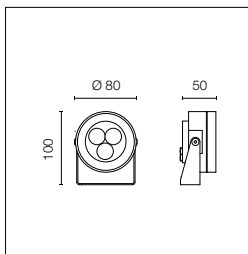
Numero massimo di apparecchi per alimentatore (Vin220÷240). Dati indicativi da verificare con le specifiche condizioni di installazione.

Maximum number of luminaires per power supply. (220÷240 V). These data must be checked taking into account the specific installation conditions.

Acc. F990B22A000 **10

**La tensione ai capi del sistema è in funzione del numero di apparecchi collegati in serie, attenersi alle norme CEI 64-8.

**The voltage at the end of the system depends on the number of fixtures connected in series, please comply with CEI 64-8 standards.



Sorgente a LED inclusa. Corpo e staffa in acciaio inox 316L adatti per l'immersione. Alimentazione elettrica remota 24V dc ON/OFF da ordinare separatamente. Connessione in parallelo. Dotato di spezzone di cavo uscente in neoprene di 5000 mm e kit con connettori crimp e guaina termorestringente adesiva per connessione a tenuta stagna. Staffa di fissaggio inclusa. Vetro trasparente extrachiaro. Picchetto per installazione a terra da ordinare separatamente. 2700K e 3000K a richiesta.

LED source included. 316L stainless steel body and bracket, suitable for submersion. Remote electrical power supply 24V dc ON/OFF to be ordered separately. Parallel connection. Equipped with a 5000 mm protruding section of neoprene cable and a kit with crimpable connectors and adhesive heat-shrinkable sleeves that guarantee the tightness of the connection. Fixing bracket included. Extraclear transparent glass. The metal nail for ground installation needs to be ordered separately. 2700K and 3000K models available upon request.

2200K disponibile su richiesta.

2200K available on request.

Optic Medium 50°

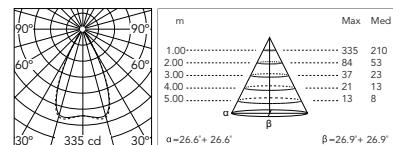
Power Led: 3,3W - 359 lm ≠ OUTPUT 267 lm - 3000K/CRI 80 - 24Vdc / 3,3W - 373 lm ≠ OUTPUT 278 lm - 4000K/CRI 80 - 24Vdc

3000K

FA10517214657

4000K

FA10517214457



@ 4000K

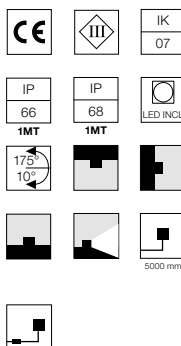
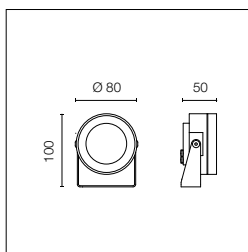
* Numero massimo di apparecchi per alimentatore / Maximum number of luminaires per power supply.

Numero massimo di apparecchi per alimentatore (Vin220÷240). Dati indicativi da verificare con le specifiche condizioni di installazione.

Maximum number of luminaires per power supply. (220÷240 V). These data must be checked taking into account the specific installation conditions.

Acc. RF25748	1	Acc. RF25755	7
Acc. RF25757	2	Acc. RF25749	14
Acc. RF25752	3		

Aimer 3 Aqua RGB



Sorgente RGB a LED inclusa. Corpo e staffa in acciaio inox 316L adatti per l'immersione. Alimentazione elettrica remota con interfaccia DMX 3CHx350mA da ordinare separatamente. Connessione in serie. Dotato di spezzone di cavo uscente in neoprene di 5000 mm e kit con connettori crimp e guaina termorestringente adesiva per connessione a tenuta stagna. Staffa di fissaggio inclusa. Vetro trasparente serigrafato. Picchetto per installazione a terra da ordinare separatamente.

RGB LED source included. 316L stainless steel body and bracket, suitable for submersion. Remote electrical power supply with DMX 3CHx350mA interface to be ordered separately. Serial connection. Equipped with a 5000 mm protruding section of neoprene cable and a kit with crimpable connectors and adhesive heat-shrinkable sleeves that guarantee the tightness of the connection. Transparent screen-printed glass. Fixing bracket included. The metal nail for ground installation needs to be ordered separately.

Schema elettrico e installazione sistema RGB.

Massimo 10 apparecchi Aimer 3 Aqua RGB per ogni codice F990B22A000.

Vedere Schema Elettrico n.5 Page 794.

Wiring diagram and installation scheme RGB.

Max 10 luminaires Aimer 3 Aqua RGB for each code F990B22A000.

See Wiring Diagram n.5 Page 794.

Optic Medium 35°

RGB Power Led: 3,4W - 3CH x 350mA

RGB

FA10517414457

Photometric data on request.

* Numero massimo di apparecchi per alimentatore / Maximum number of luminaires per power supply.

Numero massimo di apparecchi per alimentatore (Vin220÷240). Dati indicativi da verificare con le specifiche condizioni di installazione.

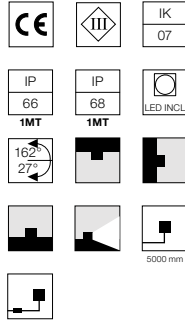
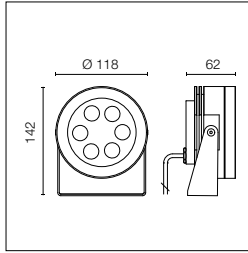
Maximum number of luminaires per power supply. (220÷240 V). These data must be checked taking into account the specific installation conditions.

Acc. F990B22A000 **10

**La tensione ai capi del sistema è in funzione del numero di apparecchi collegati in serie, attenersi alle norme CEI 64-8.

**The voltage at the end of the system depends on the number of fixtures connected in series, please comply with CEI 64-8 standards.

Aimer 4 Aqua



Sorgente a LED inclusa. Corpo e staffa in acciaio inox 316L adatti per l'immersione. Alimentazione elettrica remota 24V dc ON/OFF da ordinare separatamente. Connessione in parallelo. Dotato di spezzone di cavo uscente in neoprene di 5000 mm e kit con connettori crimp e guaina termorestringente adesiva per connessione a tenuta stagna. Staffa di fissaggio inclusa. Vetro trasparente extrachiaro. Picchetto per installazione a terra da ordinare separatamente. 2700K e 3000K a richiesta.

LED source included. 316L stainless steel body and bracket, suitable for submersion. Remote electrical power supply 24V dc ON/OFF to be ordered separately. Parallel connection. Equipped with a 5000 mm protruding section of neoprene cable and a kit with crimpable connectors and adhesive heat-shrinkable sleeves that guarantee the tightness of the connection. Fixing bracket included. Extraclear transparent glass. The metal nail for ground installation needs to be ordered separately. 2700K and 3000K models available upon request.

2200K disponibile su richiesta.

2200K available on request.

Optic Medium 26°

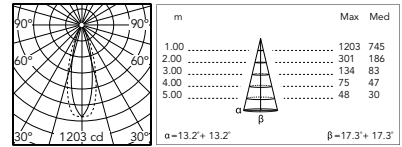
Power Led: 8W - 646 lm ≠ OUTPUT 409 lm - 3000K/CRI 80 - 24Vdc / 8W - 687 lm ≠ OUTPUT 435 lm - 4000K/CRI 80 - 24Vdc

3000K

FA10526614757

4000K

FA10526614557



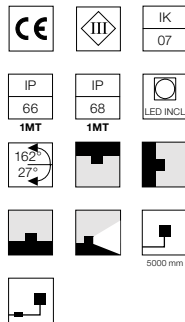
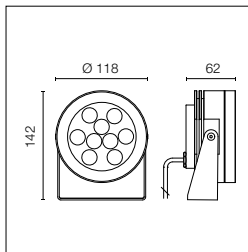
* Numero massimo di apparecchi per alimentatore / Maximum number of luminaires per power supply.

Numero massimo di apparecchi per alimentatore (Vin220÷240). Dati indicativi da verificare con le specifiche condizioni di installazione.

Maximum number of luminaires per power supply. (220÷240 V). These data must be checked taking into account the specific installation conditions.

Acc. RF25755 3
Acc. RF25749 6

Aimer 5 Aqua



Sorgente a LED inclusa. Corpo e staffa in acciaio inox 316L adatti per l'immersione. Alimentazione elettrica remota 24V dc ON/OFF da ordinare separatamente. Connessione in parallelo. Dotato di spezzone di cavo uscente in neoprene di 5000 mm e kit con connettori crimp e guaina termorestringente adesiva per connessione a tenuta stagna. Staffa di fissaggio inclusa. Vetro trasparente extrachiaro. Picchetto per installazione a terra da ordinare separatamente. 2700K e 3000K a richiesta.

LED source included. 316L stainless steel body and bracket, suitable for submersion. Remote electrical power supply 24V dc ON/OFF to be ordered separately. Parallel connection. Equipped with a 5000 mm protruding section of neoprene cable and a kit with crimpable connectors and adhesive heat-shrinkable sleeves that guarantee the tightness of the connection. Fixing bracket included. Extraclear transparent glass. The metal nail for ground installation needs to be ordered separately. 2700K and 3000K models available upon request.

2200K disponibile su richiesta.

2200K available on request.

Optic Medium 28°

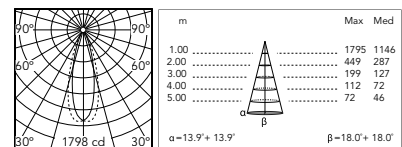
Power Led: 11W - 969 lm ≠ OUTPUT 680 lm - 3000K/CRI 80 - 24Vdc / 11W - 1031 lm ≠ OUTPUT 723 lm - 4000K/CRI 80 - 24Vdc

3000K

FA10521114757

4000K

FA10521114557

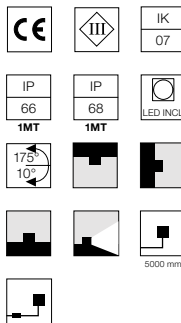
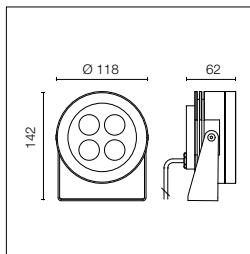


* Numero massimo di apparecchi per alimentatore / Maximum number of luminaires per power supply.

Numero massimo di apparecchi per alimentatore (Vin220÷240). Dati indicativi da verificare con le specifiche condizioni di installazione.

Maximum number of luminaires per power supply. (220÷240 V). These data must be checked taking into account the specific installation conditions.

Acc. RF25755 3
Acc. RF25749 7
Acc. FA184 1



Sorgente RGB a LED inclusa. Corpo e staffa in acciaio inox 316L adatti per l'immersione. Alimentazione elettrica remota con interfaccia DMX 3CHx350mA da ordinare separatamente. Connessione in serie. Dotato di spezzone di cavo uscente in neoprene di 5000 mm e kit con connettori crimp e guaina termorestringente adesiva per connessione a tenuta stagna. Staffa di fissaggio inclusa. Vetro trasparente serigrafato. Picchetto per installazione a terra da ordinare separatamente.

RGB LED source included. 316L stainless steel body and bracket, suitable for submersion. Remote electrical power supply with DMX 3CHx350mA interface to be ordered separately. Serial connection. Equipped with a 5000 mm protruding section of neoprene cable and a kit with crimpable connectors and adhesive heat-shrinkable sleeves that guarantee the tightness of the connection. Transparent screen-printed glass. Fixing bracket included. The metal nail for ground installation needs to be ordered separately.

Schema elettrico e installazione sistema RGB.

Massimo 2 apparecchi Aimer 5 Aqua RGB per ogni codice F990B22A000.

Vedere Schema Elettrico n.5 Page 794.

Wiring diagram and installation scheme RGB.

Max 2 luminaires Aimer 5 Aqua RGB for each code F990B22A000.

See Wiring Diagram n.5 Page 794.

Optic Medium 50°

RGB Power Led: 13,6W - 3CH x 350mA

RGB

FA10525614557

Photometric data on request.

* Numero massimo di apparecchi per alimentatore / Maximum number of luminaires per power supply.

Numero massimo di apparecchi per alimentatore (Vin220÷240). Dati indicativi da verificare con le specifiche condizioni di installazione.




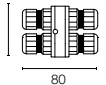


Maximum number of luminaires per power supply, (220÷240 V). These data must be checked taking into account the specific installation conditions.

Acc. *F990B22A000 **2



**La tensione ai capi del sistema è in funzione del numero di apparecchi collegati in serie, attenersi alle norme CEI 64-8.

**The voltage at the end of the system depends on the number of fixtures connected in series, please comply with CEI 64-8 standards.

Aimer Aqua: Accessori / Accessories

Picchetto per installazione a terra.	Ground spike.	Aqua Aimer 1 / 3 / 4 / 5 FA136		
Sistema di giunzione IP68 H2O Stop anti-condensa a 3/4 vie 4 poli. (Ø5,5÷12mm cavo).	3/4 way terminal block 4 poles IP68 H2O Stop. (ø5,5÷12mm cable).	Aqua Aimer 3 / 4 / 5 F990C010000		
Sistema di giunzione IP68 H2O Stop anti-condensa a 2 vie 4 poli. (Ø5,5÷12mm cavo).	2 way terminal block 4 poles IP68 H2O Stop. (ø5,5÷12mm cable).	Aqua Aimer 3 / 4 / 5 F990C00A000		

Aimer Aqua: Driver / Drivers

Alimentatore 24V 8W / 110-240V IP65 Classe II selv.	Power supply 24V 8W / 110-240V IP65 Class II selv.	Aqua Aimer 1 / 3 *RF25748		
Alimentatore 16 x 1W/ 110÷240V - Iout 350mA (12x1W@110V) IP67 Class II Selv.	Power supply 16 x 1W/ 110÷240V - Iout 350mA (12x1W@110V) IP67 Class II Selv.	Aqua Aimer 1 / 5 *FA184  Dimmable Push-Dim Or 1-10V See Wiring Diagram n.3. Page 792		
Alimentatore 18W/ 110÷240V - Iout 350mA (15W@110V) IP67 Class II Selv. C	Power supply 18W/ 110÷240V - Iout 350mA (15W@110V) IP67 Class II Selv. C.	Aqua Aimer 1 / 3 *FA238.A  Dimmable DALI See Wiring Diagram n.3. Page 792		
Alimentatore 24V 10W / 110-240V IP67 Classe II selv.	Power supply 24V 10W / 110-240V IP67 Class II selv.	Aqua Aimer 3 / 4 / 5 *RF25757		
Alimentatore per installazione remota 24Vdc 20W / 220-240V IP67 Classe II selv.	Power supply for remote installation 24Vdc 20W / 220-240V IP67 Class II selv.	Aqua Aimer 3 / 4 / 5 *RF25752		
Alimentatore 24Vdc 35W / 120-270V IP67 Classe II selv.	Power supply 24Vdc 35W / 120-270V IP67 Class II selv.	F990B23AZ00		
Alimentatore per installazione remota 24Vdc 50W / 120-240V IP67 Classe II selv.	Power supply for remote installation 24Vdc 50W / 120-240V IP67 Class II selv.	Aqua Aimer 3 / 4 / 5 *RF25755		
Alimentatore per installazione remota 24Vdc 70W / 220-240V IP67 Classe II selv.	Power supply for remote installation 24Vdc 70W / 220-240V IP67 Class II selv.	Aqua Aimer 3 / 4 / 5 *RF25749		

Aimer Aqua RGB: Accessori / Accessories

Picchetto per installazione a terra.

Ground spike.

Aqua Aimer 1 / 3 / 4 / 5 RGB
FA136



Controller DMX a parete per scatole ad incasso (60mm interasse fori).

DMX controller; dimmer switch for recessed box (60mm hole centres).

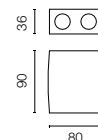
F990B10A000



Controller DMX stand-alone/interfaccia PC.

DMX controller; stand-alone/PC interface.

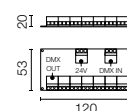
F990B11A000



DMX splitter 512 - dispositivo elettronico per rigenerare segnale DMX monodirezionale 1 Input e 7 output, 12-24 Vdc.

DMX splitter 512 - electronic device to regenerate the monodirectional DMX signal 1 Input and 7 output, 12-24Vdc.

F990B13A000



Cavo DMX schermato con impedenza costante 110 Ohm.

DMX cable - shielded twisted pair with 110 Ohm constant impedance.

F990B12A000

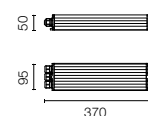


Aimer Aqua RGB: Driver / Drivers

Alimentatore con interfaccia DMX per apparecchi RGB 36W/220÷240V-3CH x 350mA (3CH x 10 x 1W) predisposizione DMX IP67 Classe I Selv Eq.

Power supply with DMX interface for RGB fixtures 36W/220÷240V-3CH x 350mA (3CH x 10 x 1W) DMX control allowed IP67 Class I Selv Eq.

*F990B22A000



Franco





Franco



Famiglia / Family

Franco 1



CoB Led

up to 24W
up to 1920 lm - 2700K/CRI 80
up to 2065 lm - 3000K/CRI 80
up to 2166 lm - 4000K/CRI 80

Power Led

up to 20W
up to 1506 lm - 2700K/CRI 80
up to 1619 lm - 3000K/CRI 80
up to 1698 lm - 4000K/CRI 80

2200K available on request.

Franco 2



CoB Led

up to 43W
up to 3143 lm - 2700K/CRI 80
up to 3380 lm - 3000K/CRI 80
up to 3465 lm - 4000K/CRI 80

Franco 3



CoB Led

up to 52W
up to 3757 lm - 2700K/CRI 80
up to 4040 lm - 3000K/CRI 80
up to 4142 lm - 4000K/CRI 80

Power Led

up to 43W
up to 3676 lm - 2700K/CRI 80
up to 3939 lm - 3000K/CRI 80
up to 4070 lm - 4000K/CRI 80

2200K available on request.

Colori / Colours



01 White



06 Grey



12 Forest Green



18 Deep Brown



30 Black

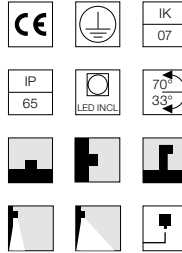
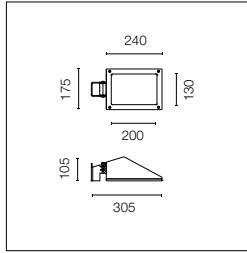


33 Anthracite

Descrizione / Description

Famiglia di apparecchi di illuminazione con sorgente luminosa a LED orientabili a proiezione, predisposti per installazione a parete e a palo come testapalo. Disponibile in tre tagli dimensionali e in varie ottiche per dimensione, comprese ottiche stradali per applicazioni in contesto urbano. Corpo in alluminio pressofuso lega EN AB 47100 (a basso contenuto di rame) e riflettore in alluminio superpuro. Diffusore in vetro extrachiaro con bordo serigrafato fissato alla cornice attraverso un sistema di incollaggio robotizzato. Disponibile in differenti finiture con rivestimento a doppio strato di polveri e sottoposte a trattamento di conversione chimica superficiale per una elevata resistenza alla corrosione. Staffa di fissaggio in acciaio inox AISI 316L graduata per garantire una regolazione precisa della unità emittente e una orientabilità di 120° circa sull'asse verticale. L'apparecchio è dotato di un pressacavo in metallo. Per garantire la tenuta del pressacavo è consigliabile utilizzare cavi elettrici flessibili idonei all'impiego in ambienti esterni. Completano la gamma una serie completa di pali cilindrici di diverso diametro ed altezza da interrare o con base di fissaggio e tirafondi; nella versione Franco 1 braccio a parete dedicato per l'illuminazione in oggetto di insegne.

Family of tiltable projection luminaires with LED source for wall and post mounting. Available in three dimensions and with different light beams for every dimension, including optics for urban uses. Die cast aluminum body EN AB-47100 (with low copper content) and super pure aluminum reflector. Extraclear glass diffuser with silkscreen edge, attached to the frame with a robotic gluing system. Available in different finishes, with double-layered powder coating and chemical conversion surface treatment to ensure high corrosion resistance. AISI 316L stainless steel fixing bracket, graduated to guarantee precision in the adjustment of the emission unit and a tilting of approx. 120° on the vertical axis. Completed with a metal cable guide. To ensure the tightness of the cable guide it's recommended to use flexible electric cables suitable for exterior use. Completed with a series of cylinder posts in different diameters and heights that can be ground recessed or fixed with an anchor plate and lag screws. The MiniFranco version is equipped with a protruding arm for wall mounting and sign lighting.



Sorgente a LED inclusa. Alimentazione elettrica 220-240V ON/OFF integrata. Staffa di fissaggio inclusa. Dotato di pressacavo in metallo M16x1,5 (per cavi 4,5mm< ϕ <10mm) e connettore IP68. Per garantire la tenuta del pressacavo è consigliabile utilizzare cavi elettrici flessibili idonei all'impiego in ambienti esterni. Accessori opzionali: paletti; pali e relativi bracci per installazione come testapalo; braccio in aggetto a parete.

LED source included. Integrated electrical power supply 220-240V ON/OFF. Fixing bracket included. Equipped with a M16x1.5 cable guide (for 4.5mm< ϕ <10mm cables) and IP68 connector. To ensure the tightness of the cable guide it's recommended to use flexible electric cables suitable for exterior use. Optional accessories: posts; mounts and arms to install as a mast; protruding arm for wall mounting.

Symmetric Optic

CoB Led: 24W - 2856 lm \neq OUTPUT 1920 lm - 2700K/CRI 80 - 220-240V / 24W - 3071 lm \neq OUTPUT 2065 lm - 3000K/CRI 80 - 220-240V / 24W - 3221 lm \neq OUTPUT 2166 lm - 4000K/CRI 80 - 220-240V

2700K

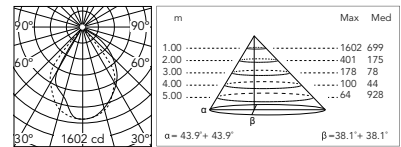
- FA162812301
- FA162812306
- FA162812312
- FA162812318
- FA162812330
- FA162812333

3000K

- FA162811301
- FA162811306
- FA162811312
- FA162811318
- FA162811330
- FA162811333

4000K

- FA162801301
- FA162801306
- FA162801312
- FA162801318
- FA162801330
- FA162801333



@ 3000K

Asymmetric Optic

CoB Led: 24W - 2856 lm \neq OUTPUT 1506 lm - 2700K/CRI 80 - 220-240V / 24W - 3071 lm \neq OUTPUT 1619 lm - 3000K/CRI 80 - 220-240V / 24W - 3221 lm \neq OUTPUT 1698 lm - 4000K/CRI 80 - 220-240V

2700K

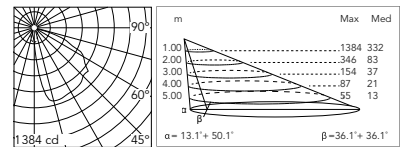
- FA162812401
- FA162812406
- FA162812412
- FA162812418
- FA162812430
- FA162812433

3000K

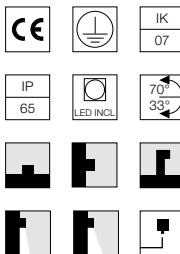
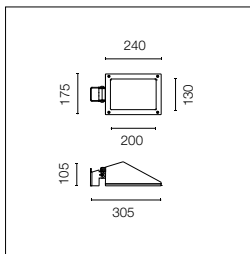
- FA162811401
- FA162811406
- FA162811412
- FA162811418
- FA162811430
- FA162811433

4000K

- FA162801401
- FA162801406
- FA162801412
- FA162801418
- FA162801430
- FA162801433



@ 3000K



Sorgente a LED inclusa. Alimentazione elettrica 220-240V ON/OFF integrata. Staffa di fissaggio inclusa. Dotato di pressacavo in metallo M16x1,5 (per cavi 4,5mmϕ<math><10\text{mm}</math>). Per garantire la tenuta del pressacavo è consigliabile utilizzare cavi elettrici flessibili idonei all'impiego in ambienti esterni. Accessori opzionali: paletti; pali e relativi bracci per installazione come testapalo; braccio in aggetto a parete.

LED source included. Integrated electrical power supply 220-240V ON- OFF. Fixing bracket included. Equipped with a M16x1.5 cable guide (for 4.5mmϕ<math><10\text{mm}</math> cables) and IP68 connector. To ensure the tightness of the cable guide it's recommended to use flexible electric cables suitable for exterior use. Optional accessories: posts; mounts and arms to install as a mast; protruding arm for wall mounting.

2200K disponibile su richiesta.

2200K available on request.

Optic Spot 10°

Power Led: 20W - 1776 lm \neq OUTPUT 1371 lm - 2700K/CRI 80 - 220÷240V / 20W - 1914 lm \neq OUTPUT 1486 lm - 3000K/CRI 80 - 220÷240V / 20W - 1987 lm \neq OUTPUT 1543 lm - 4000K/CRI 80 - 220÷240V

2700K

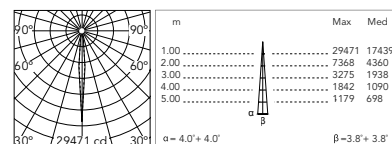
- FA161012201
- FA161012206
- FA161012212
- FA161012218
- FA161012230
- FA161012233

3000K

- FA161011201
- FA161011206
- FA161011212
- FA161011218
- FA161011230
- FA161011233

4000K

- FA162241201
- FA162241206
- FA162241212
- FA162241218
- FA162241230
- FA162241233



@ 3000K

Optic Medium 40°

Power Led: 20W - 1776 lm \neq OUTPUT 1281 lm - 2700K/CRI 80 - 220÷240V / 20W - 1914 lm \neq OUTPUT 1388 lm - 3000K/CRI 80 - 220÷240V / 20W - 1987 lm \neq OUTPUT 1442 lm - 4000K/CRI 80 - 220÷240V

2700K

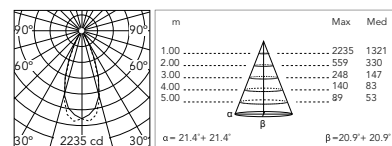
- FA161012301
- FA161012306
- FA161012312
- FA161012318
- FA161012330
- FA161012333

3000K

- FA161011301
- FA161011306
- FA161011312
- FA161011318
- FA161011330
- FA161011333

4000K

- FA162241301
- FA162241306
- FA162241312
- FA162241318
- FA162241330
- FA162241333



@ 3000K

Franco 1 / Ø 60mm - Poles

Con Base
Completo di aggancio testa palo fisso. Proiettore non orientabile

With Base
With fixed pole head hooking. Non-adjustable projector

Da Interrare (+300 mm Interrati)

In-Ground (+300 mm Root)



H 500mm

- FA100501
- FA100506
- FA100512
- FA100518
- FA100530
- FA100533

H 900mm

- FA100901
- FA100906
- FA100912
- FA100918
- FA100930
- FA100933

H 2000mm

- FA11701
- FA11706
- FA11712
- FA11718
- FA11730
- FA11733



H 500mm

- FA110501
- FA110506
- FA110512
- FA110518
- FA110530
- FA110533

H 900mm

- FA110901
- FA110906
- FA110912
- FA110918
- FA110930
- FA110933

Franco 1 / Ø 76mm - Poles

Con Base e Portella con Morsettiera.

With Base and Access Door.
With Terminal Block 4x1,5-16mmq.

Da Interrare (+500 mm Interrati) e Portella con Morsettiera

In-Ground (+500 mm Root) With Access Door
With Terminal Block 4x1,5-16mmq




H 3500mm

- FA24806
- FA24833

H 4500mm

- FA24906
- FA24933



H 3500mm

- FA25006
- FA25033

H 4500mm

- FA25106
- FA25133

Franco 1 / Ø 102mm - Poles

Con Base e Portella con Morsettiera.

With Base and Access Door .
With Terminal Block 4x1,5-16mmq.

Da Interrare (+500 mm Interrati) e Portella con Morsettiera

In-Ground (+500 mm Root) With Access Door
With Terminal Block 4x1,5-16mmq




H 4000mm

- FA414006
- FA414033

H 5000mm

- FA415006
- FA415033



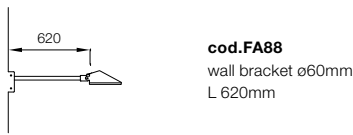
H 4000mm

- FA414506
- FA414533

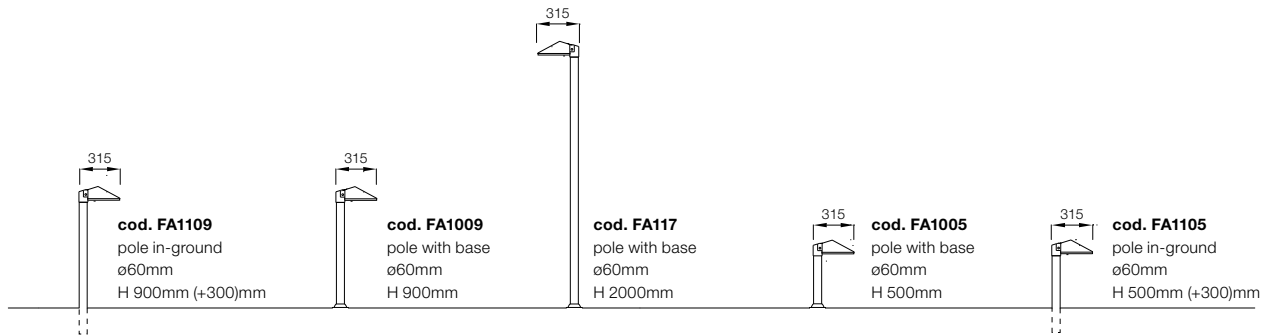
H 5000mm

- FA415506
- FA415533

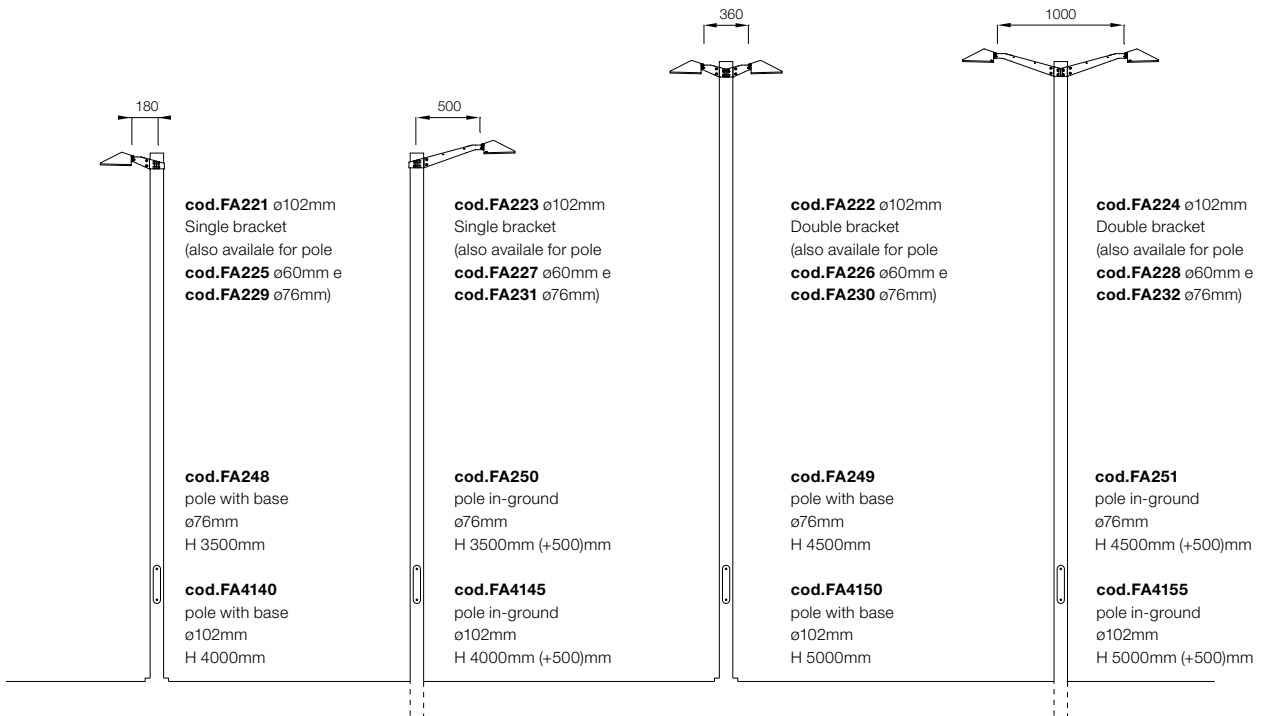
Proiettore a Parete Orientabile / Adjustable Projector on Wall




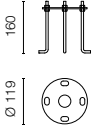

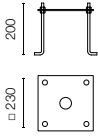

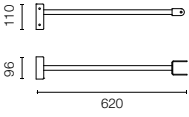

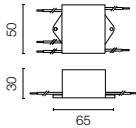
Proiettore a Palo Non Orientabile / Non-Adjustable Projector on Pole



Proiettore a Palo Orientabile / Adjustable Projector on Pole



Franco 1: Accessori / Accessories

Piastra tirafondi.	Base plate with bolt.	H: 500 / 900 / 2000mm FA243		
Piastra tirafondi.	Base plate with bolt.	H: 3500 / 4500mm with base FA116		
Braccio 620mm.	Wall bracket 620mm.	○ FA8801 ● FA8806 ● FA8812 ● FA8818 ● FA8830 ● FA8833		
Dispositivo di protezione per il sovraccarico. 275Vac. Corrente massima di scarica 10KA (8/29µs). Massima corrente operativa 5A. Adatto per la connessione in serie. IP66.	Surge protection device. 275Vac. Maximum discharge current 10KA (8/20µs). Maximum operating current 5A. Suitable for series connection. IP66.	F990E00A000		

Franco 1 Ø 60mm

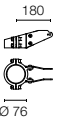
Braccio singolo 180mm. Per palo Ø 60mm.	Single bracket 180mm. For pole Ø 60mm.	● FA22506 ● FA22533		
Braccio doppio 180mm. Per palo Ø 60mm.	Double bracket 180mm. For pole Ø 60mm.	● FA22606 ● FA22633		
Braccio singolo 500mm. Per palo Ø 60mm.	Single bracket 500mm. For pole Ø 60mm.	● FA22706 ● FA22733		
Braccio doppio 500mm. Per palo Ø 60mm.	Double bracket 500mm. For pole Ø 60mm.	● FA22806 ● FA22833		

Franco 1 Ø 76mm

Braccio singolo 180mm.
Per palo Ø 76mm.

Single bracket 180mm.
For pole Ø 76mm.

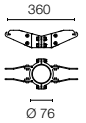
● FA22906
● FA22933



Braccio doppio 180mm
Per palo Ø 76mm.

Double bracket 180mm.
For pole Ø 76mm.

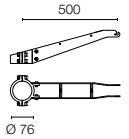
● FA23006
● FA23033



Braccio singolo 500mm.
Per palo Ø 76mm.

Single bracket 500mm.
For pole Ø 76mm.

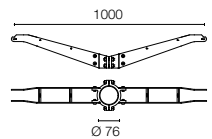
● FA23106
● FA23133



Braccio doppio 500mm
Per palo Ø 76mm.

Double bracket 500mm.
For pole Ø 76mm.

● FA23206
● FA23233

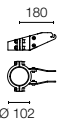


Franco 1 Ø 102mm

Braccio singolo 180mm.
Per palo Ø 102mm.

Single bracket 180mm.
For pole Ø 102mm.

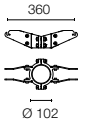
● FA22106
● FA22133



Braccio doppio 180mm
Per palo Ø 102mm.

Double bracket 180mm.
For pole Ø 102mm.

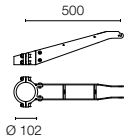
● FA22206
● FA22233



Braccio singolo 500mm.
Per palo Ø 102mm.

Single bracket 500mm.
For pole Ø 102mm.

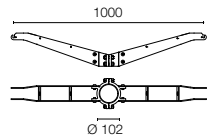
● FA22306
● FA22333

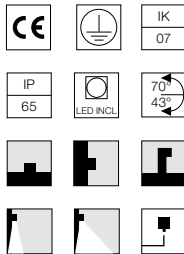
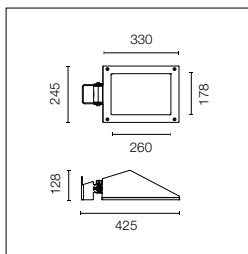


Braccio doppio 500mm
Per palo Ø 102mm.

Double bracket 500mm.
For pole Ø 102mm.

● FA22406
● FA22433





Sorgente a LED inclusa. Alimentazione elettrica 220-240V ON/OFF integrata. Staffa di fissaggio inclusa. Dotato di pressacavo in metallo M16x1,5 (per cavi 4,5mm$\lt; \lt; 10\text{mm}$). Per garantire la tenuta del pressacavo è consigliabile utilizzare cavi elettrici flessibili idonei all'impiego in ambienti esterni. Accessori opzionali: paletti; pali e relativi bracci per installazione come testapalo; braccio in oggetto a parete.

LED source included. Integrated electrical power supply 220-240V ON/OFF. Graduated fixing bracket included. Equipped with a M20x1.5 cable guide (for 7mm$\lt; \lt; 13\text{mm}$ cables) and IP68 connector. To ensure the tightness of the cable guide it's recommended to use flexible electric cables suitable for exterior use. Optional accessories: posts and arms for mast mounting.

Symmetric Optic

CoB Led: 43W - 5043 lm \neq OUTPUT 3143 lm - 2700K/CRI 80 - 220 \pm 240V / 43W - 5423 lm \neq OUTPUT 3380 lm - 3000K/CRI 80 - 220 \pm 240V / 43W - 5560 lm \neq OUTPUT 3465 lm - 4000K/CRI 80 - 220 \pm 240V

2700K

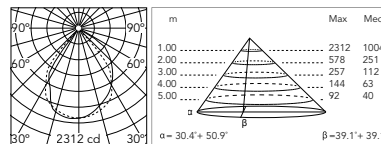
- FA962832301
- FA962832306
- FA962832312
- FA962832318
- FA962832330
- FA962832333

3000K

- FA962831301
- FA962831306
- FA962831312
- FA962831318
- FA962831330
- FA962831333

4000K

- FA962821301
- FA962821306
- FA962821312
- FA962821318
- FA962821330
- FA962821333



@ 3000K

Asymmetric Optic

CoB Led: 43W - 5043 lm \neq OUTPUT 2648 lm - 2700K/CRI 80 - 220 \pm 240V / 43W - 5423 lm \neq OUTPUT 2847 lm - 3000K/CRI 80 - 220 \pm 240V / 43W - 5560 lm \neq OUTPUT 2919 lm - 4000K/CRI 80 - 220 \pm 240V

2700K

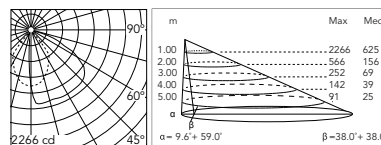
- FA962832401
- FA962832406
- FA962832412
- FA962832418
- FA962832430
- FA962832433

3000K

- FA962831401
- FA962831406
- FA962831412
- FA962831418
- FA962831430
- FA962831433

4000K

- FA962821401
- FA962821406
- FA962821412
- FA962821418
- FA962821430
- FA962821433



@ 3000K

Franco 2 / Ø 76mm - Poles

Con Base e Portella con Morsetteria.

With Base and Access Door .
With Terminal Block 4x1,5-16mmq.



H 3500mm


- FA24806
- FA24833

H 4500mm

- FA24906
- FA24933

Da Interrare (+500 mm Interrati) e Portella con Morsetteria

In-Ground (+500 mm Root) With Access Door
With Terminal Block 4x1,5-16mmq



H 3500mm

- FA25006
- FA25033

H 4500mm

- FA25106
- FA25133

Franco 2 / Ø 102mm - Poles

Con Base e Portella con Morsetteria.

With Base and Access Door .
With Terminal Block 4x1,5-16mmq.



H 4000mm


- FA414006
- FA414033

H 5000mm

- FA415006
- FA415033

Da Interrare (+500 mm Interrati) e Portella con Morsetteria

In-Ground (+500 mm Root) With Access Door
With Terminal Block 4x1,5-16mmq



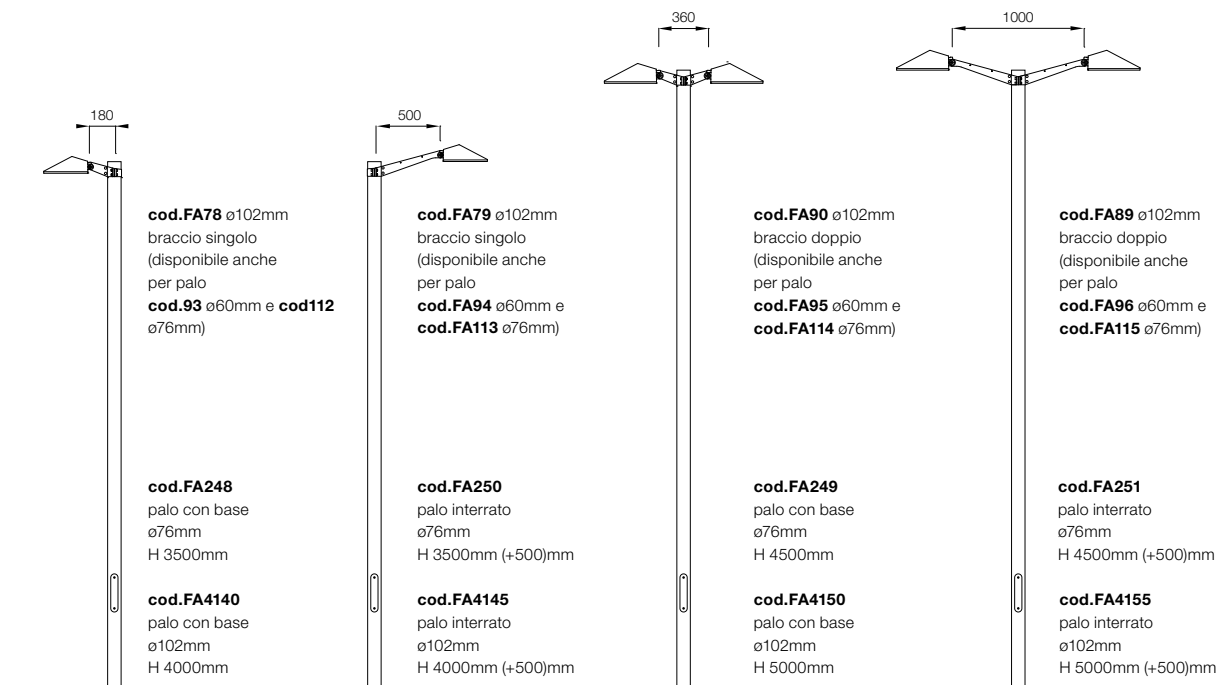
H 4000mm

- FA414506
- FA414533


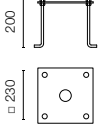

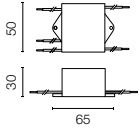
H 5000mm

- FA415506
- FA415533

Installation scheme: Franco 2



Franco 2: Accessori / Accessories

Piastra tirafondi.	Base plate with bolt.	FA116		
Dispositivo di protezione per il sovraccarico. 275Vac. Corrente massima di scarica 10KA (8/29µs). Massima corrente operativa 5A. Adatto per la connessione in serie. IP66.	Surge protection device. 275Vac. Maximum discharge current 10KA (8/20µs). Maximum operating current 5A. Suitable for series connection. IP66.	CoB LED F990E00A000		

Franco 2 Ø 60mm

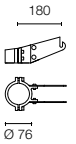
Braccio singolo 180mm. Per palo Ø 60mm.	Single bracket 180mm. For pole Ø 60mm.	● FA9306 ● FA9333		
Braccio doppio 180mm. Per palo Ø 60mm.	Double bracket 180mm. For pole Ø 60mm.	● FA9506 ● FA9533		
Braccio singolo 500mm. Per palo Ø 60mm.	Single bracket 500mm. For pole Ø 60mm.	● FA9406 ● FA9433		
Braccio doppio 500mm. Per palo Ø 60mm.	Double bracket 500mm. For pole Ø 60mm.	● FA9606 ● FA9633		

Franco 2 Ø 76mm

Braccio singolo 180mm.
Per palo Ø 76mm.

Single bracket 180mm.
For pole Ø 76mm.

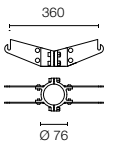
- FA11206
- FA11233



Braccio doppio 180mm
Per palo Ø 76mm.

Double bracket 180mm.
For pole Ø 76mm.

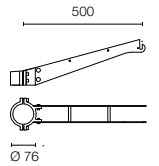
- FA11406
- FA11433



Braccio singolo 500mm.
Per palo Ø 76mm.

Single bracket 500mm.
For pole Ø 76mm.

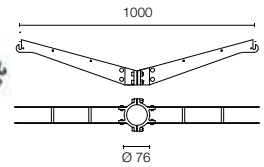
- FA11306
- FA11333



Braccio doppio 500mm
Per palo Ø 76mm.

Double bracket 500mm.
For pole Ø 76mm.

- FA11506
- FA11533

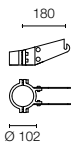


Franco 2 Ø 102mm

Braccio singolo 180mm.
Per palo Ø 102mm.

Single bracket 180mm.
For pole Ø 102mm.

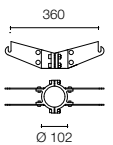
- FA7806
- FA7833



Braccio doppio 180mm
Per palo Ø 102mm.

Double bracket 180mm.
For pole Ø 102mm.

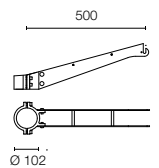
- FA9006
- FA9033



Braccio singolo 500mm.
Per palo Ø 102mm.

Single bracket 500mm.
For pole Ø 102mm.

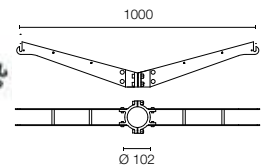
- FA7906
- FA7933

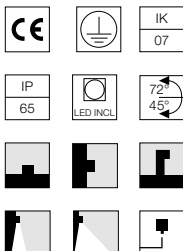
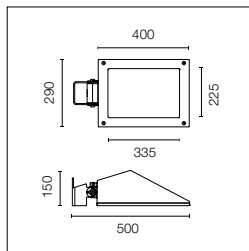


Braccio doppio 500mm
Per palo Ø 102mm.

Double bracket 500mm.
For pole Ø 102mm.

- FA8906
- FA8933





Sorgente a LED inclusa. Alimentazione elettrica 220-240V ON/OFF integrata. Staffa di fissaggio inclusa. Dotato di pressacavo in metallo M16x1,5 (per cavi 4,5mm$\lt; \phi$$\lt; 10\text{mm}$). Per garantire la tenuta del pressacavo è consigliabile utilizzare cavi elettrici flessibili idonei all'impiego in ambienti esterni. Accessori opzionali: paletti; pali e relativi bracci per installazione come testapalo; braccio in oggetto a parete.

LED source included. Integrated electrical power supply 220-240V ON/OFF. Graduated fixing bracket included. Equipped with a M20x1.5 cable guide (for 7mm$\lt; \phi$$\lt; 13\text{mm}$ cables) and IP68 connector. To ensure the tightness of the cable guide it's recommended to use flexible electric cables suitable for exterior use. Optional accessories: posts and arms for mast mounting.

Symmetric Optic

CoB Led: 52W - 5847 lm \neq OUTPUT 3757 lm - 2700K/CRI 80 - 220 \div 240V / 52W - 6287 lm \neq OUTPUT 4040 lm - 3000K/CRI 80 - 220 \div 240V / 52W - 6446 lm \neq OUTPUT 4142 lm - 4000K/CRI 80 - 220 \div 240V

2700K

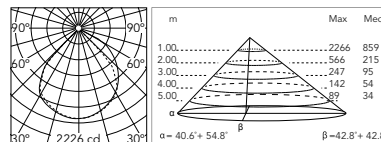
- FA972842301
- FA972842306
- FA972842312
- FA972842318
- FA972842330
- FA972842333

3000K

- FA972851301
- FA972851306
- FA972851312
- FA972851318
- FA972851330
- FA972851333

4000K

- FA972841301
- FA972841306
- FA972841312
- FA972841318
- FA972841330
- FA972841333



@ 3000K

Asymmetric Optic

CoB Led: 52W - 5847 lm \neq OUTPUT 3072 lm - 2700K/CRI 80 - 220 \div 240V / 52W - 6287 lm \neq OUTPUT 3303 lm - 3000K/CRI 80 - 220 \div 240V / 52W - 6446 lm \neq OUTPUT 3386 lm - 4000K/CRI 80 - 220 \div 240V

2700K

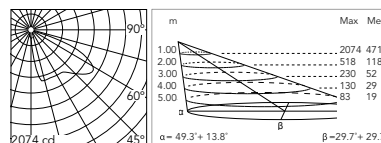
- FA942842401
- FA942842406
- FA942842412
- FA942842418
- FA942842430
- FA942842433

3000K

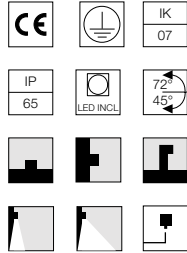
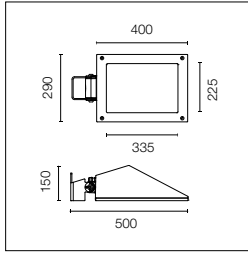
- FA942851401
- FA942851406
- FA942851412
- FA942851418
- FA942851430
- FA942851433

4000K

- FA972841401
- FA972841406
- FA972841412
- FA972841418
- FA972841430
- FA972841433



@ 3000K



Sorgente a LED inclusa. Alimentazione elettrica 220-240V ON/OFF integrata. Staffa di fissaggio inclusa. Dotato di pressacavo in metallo M16x1,5 (per cavi 4,5mmϕ<math><10\text{mm}</math>). Per garantire la tenuta del pressacavo è consigliabile utilizzare cavi elettrici flessibili idonei all'impiego in ambienti esterni. Accessori opzionali: paletti; pali e relativi bracci per installazione come testapalo; braccio in aggetto a parete.

LED source included. Integrated electrical power supply 220-240V ON/OFF. Graduated fixing bracket included. Equipped with a M20x1.5 cable guide (for 7mmϕ<math><13\text{mm}</math> cables) and IP68 connector. To ensure the tightness of the cable guide it's recommended to use flexible electric cables suitable for exterior use. Optional accessories: posts and arms for mast mounting.

Asymmetric Optic

Power Led: 43W - 5775 lm \neq OUTPUT 3676 lm - 2700K/CRI 80 - 220÷240V / 43W - 5589 lm \neq OUTPUT 3939 lm - 3000K/CRI 80 - 220÷240V / 43W - 5216 lm \neq OUTPUT 4070 lm - 4000K/CRI 80 - 220÷240V

2700K

Non Dimmable

- FA972472301
- FA972472306
- FA972472312
- FA972472318
- FA972472330
- FA972472333

1-10V

- FA972472301-310
- FA972472306-310
- FA972472312-310
- FA972472318-310
- FA972472330-310
- FA972472333-310

Dali

- FA972472301-300
- FA972472306-300
- FA972472312-300
- FA972472318-300
- FA972472330-300
- FA972472333-300

3000K

Non Dimmable

- FA972481301
- FA972481306
- FA972481312
- FA972481318
- FA972481330
- FA972481333

1-10V

- FA972481301-310
- FA972481306-310
- FA972481312-310
- FA972481318-310
- FA972481330-310
- FA972481333-310

Dali

- FA972481301-300
- FA972481306-300
- FA972481312-300
- FA972481318-300
- FA972481330-300
- FA972481333-300

4000K

Non Dimmable

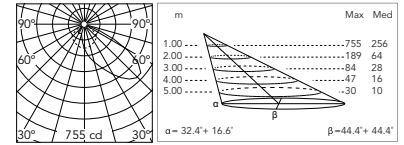
- FA972471301
- FA972471306
- FA972471312
- FA972471318
- FA972471330
- FA972471333

1-10V

- FA972471301-310
- FA972471306-310
- FA972471312-310
- FA972471318-310
- FA972471330-310
- FA972471333-310

Dali

- FA972471301-300
- FA972471306-300
- FA972471312-300
- FA972471318-300
- FA972471330-300
- FA972471333-300



@ 3000K

Street Light Optic

Power Led: 43W - 5775 lm \neq OUTPUT 3130 lm - 2700K/CRI 80 - 220÷240V / 43W - 5589 lm \neq OUTPUT 3354 lm - 3000K/CRI 80 - 220÷240V / 43W - 5216 lm \neq OUTPUT 3466 lm - 4000K/CRI 80 - 220÷240V

2700K

Non Dimmable

- FA972472401
- FA972472406
- FA972472412
- FA972472418
- FA972472430
- FA972472433

1-10V

- FA972472401-310
- FA972472406-310
- FA972472412-310
- FA972472418-310
- FA972472430-310
- FA972472433-310

Dali

- FA972472401-300
- FA972472406-300
- FA972472412-300
- FA972472418-300
- FA972472430-300
- FA972472433-300

3000K

Non Dimmable

- FA972481401
- FA972481406
- FA972481412
- FA972481418
- FA972481430
- FA972481433

1-10V

- FA972481401-310
- FA972481406-310
- FA972481412-310
- FA972481418-310
- FA972481430-310
- FA972481433-310

Dali

- FA972481401-300
- FA972481406-300
- FA972481412-300
- FA972481418-300
- FA972481430-300
- FA972481433-300

4000K

Non Dimmable

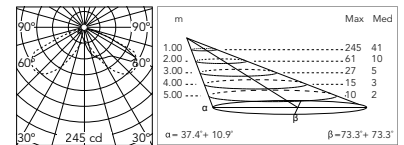
- FA972471401
- FA972471406
- FA972471412
- FA972471418
- FA972471430
- FA972471433

1-10V

- FA972471401-310
- FA972471406-310
- FA972471412-310
- FA972471418-310
- FA972471430-310
- FA972471433-310

Dali

- FA972471401-300
- FA972471406-300
- FA972471412-300
- FA972471418-300
- FA972471430-300
- FA972471433-300



@ 3000K

Franco 3 / Ø 76mm - Poles

Con Base e Portella con Morsettiera.


With Base and Access Door .
With Terminal Block 4x1,5-16mmq.



- H 3500mm**
 - FA24806
 - FA24833
- H 4500mm**
 - FA24906
 - FA24933

Da Interrare (+500 mm Interrati) e Portella con Morsettiera

In-Ground (+500 mm Root) With Access Door
With Terminal Block 4x1,5-16mmq



- H 3500mm**
 - FA25006
 - FA25033
- H 4500mm**
 - FA25106
 - FA25133

Franco 3 / Ø 102mm - Poles

Con Base e Portella con Morsettiera.


With Base and Access Door .
With Terminal Block 4x1,5-16mmq.



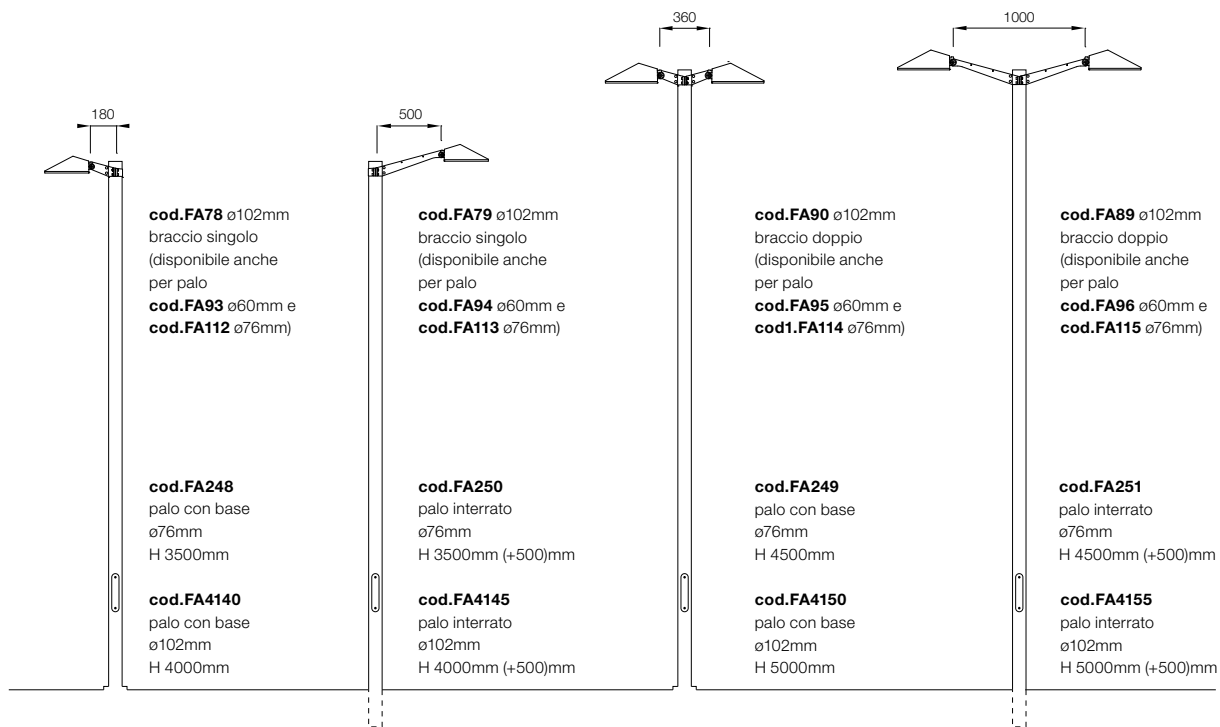
- H 4000mm**
 - FA414006
 - FA414033
- H 5000mm**
 - FA415006
 - FA415033

Da Interrare (+500 mm Interrati) e Portella con Morsettiera


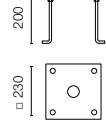

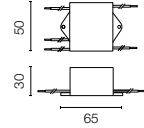
In-Ground (+500 mm Root) With Access Door
With Terminal Block 4x1,5-16mmq



- H 4000mm**
 - FA414506
 - FA414533
- H 5000mm**
 - FA415506
 - FA415533



Franco 3: Accessori / Accessories

Piastra tirafondi.	Base plate with bolt.	FA116		
Dispositivo di protezione per il sovraccarico. 275Vac. Corrente massima di scarica 10KA (8/29µs). Massima corrente operativa 5A. Adatto per la connessione in serie. IP66.	Surge protection device. 275Vac. Maximum discharge current 10KA (8/20µs). Maximum operating current 5A. Suitable for series connection. IP66.	CoB LED / Power LED F990E00A000		

Franco 3 Ø 60mm

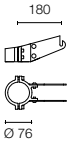
Braccio singolo 180mm. Per palo Ø 60mm.	Single bracket 180mm. For pole Ø 60mm.	● FA9306 ● FA9333		
Braccio doppio 180mm. Per palo Ø 60mm.	Double bracket 180mm. For pole Ø 60mm.	● FA9506 ● FA9533		
Braccio singolo 500mm. Per palo Ø 60mm.	Single bracket 500mm. For pole Ø 60mm.	● FA9406 ● FA9433		
Braccio doppio 500mm. Per palo Ø 60mm.	Double bracket 500mm. For pole Ø 60mm.	● FA9606 ● FA9633		

Franco 3 Ø 76mm

Braccio singolo 180mm.
Per palo Ø 76mm.

Single bracket 180mm.
For pole Ø 76mm.

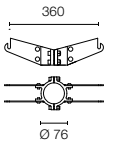
- FA11206
- FA11233



Braccio doppio 180mm
Per palo Ø 76mm.

Double bracket 180mm.
For pole Ø 76mm.

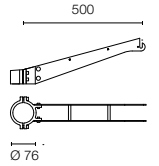
- FA11406
- FA11433



Braccio singolo 500mm.
Per palo Ø 76mm.

Single bracket 500mm.
For pole Ø 76mm.

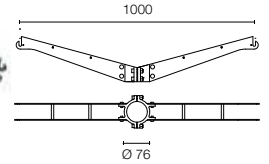
- FA11306
- FA11333



Braccio doppio 500mm
Per palo Ø 76mm.

Double bracket 500mm.
For pole Ø 76mm.

- FA11506
- FA11533

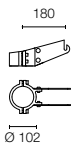


Franco 3 Ø 102mm

Braccio singolo 180mm.
Per palo Ø 102mm.

Single bracket 180mm.
For pole Ø 102mm.

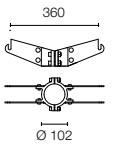
- FA7806
- FA7833



Braccio doppio 180mm
Per palo Ø 102mm.

Double bracket 180mm.
For pole Ø 102mm.

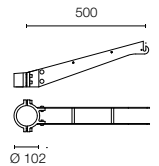
- FA9006
- FA9033



Braccio singolo 500mm.
Per palo Ø 102mm.

Single bracket 500mm.
For pole Ø 102mm.

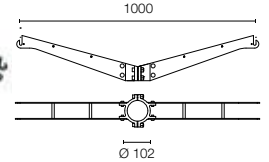
- FA7906
- FA7933



Braccio doppio 500mm
Per palo Ø 102mm.

Double bracket 500mm.
For pole Ø 102mm.

- FA8906
- FA8933



Perseo





Perseo





Famiglia / Family

Perseo 1



Power Led

up to 7W
up to 373 lm - 2700K/CRI 80
up to 401 lm - 3000K/CRI 80
up to 427 lm - 4000K/CRI 80
[2200K available on request.](#)

Mid-Power Led

up to 9W
up to 435 lm - 2700K/CRI 80
up to 468 lm - 3000K/CRI 80
up to 491 lm - 4000K/CRI 80

Perseo 2



Power Led

up to 12W
up to 866 lm - 2700K/CRI 80
up to 963 lm - 3000K/CRI 80
up to 984 lm - 4000K/CRI 80
[2200K available on request.](#)

Mid-Power Led

up to 11W
up to 580 lm - 2700K/CRI 80
up to 624 lm - 3000K/CRI 80
up to 655 lm - 4000K/CRI 80

Perseo 3



Power Led

up to 20W
up to 1559 lm - 2700K/CRI 80
up to 1732 lm - 3000K/CRI 80
up to 1771 lm - 4000K/CRI 80
[2200K available on request.](#)

Perseo 4



Power Led

up to 53W
up to 3989 lm - 2700K/CRI 80
up to 4332 lm - 3000K/CRI 80
up to 4533 lm - 4000K/CRI 80
[2200K available on request.](#)

RGB - Power Led

up to 40W + 220-240V
DMX interface.

Colori / Colours



01 White



06 Grey



12 Forest Green



18 Deep Brown



30 Black



33 Anthracite

Famiglia completa di apparecchi di illuminazione con sorgente luminosa a LED orientabili a proiezione, predisposti per installazione a parete, a palo come testapalo, a soffitto e a terra con picchetto da ordinare separatamente. Disponibile in quattro tagli dimensionali e in varie ottiche per dimensione, comprese ottiche stradali per applicazioni in contesto urbano. Corpo in alluminio pressofuso lega EN AB 47100 (a basso contenuto di rame) e riflettore in alluminio superpuro. Diffusore in vetro extrachiaro o sabbiato con bordo serigrafato fissato alla cornice attraverso un sistema di incollaggio robotizzato. Disponibile in differenti finiture con rivestimento a doppio strato di polveri e sottoposte a trattamento di conversione chimica superficiale per una elevata resistenza alla corrosione. Staffa di fissaggio in acciaio inox AISI 316L verniciata della stessa finitura del corpo apparecchio.

Perseo 1 / Perseo 2

Apparecchi orientabili a proiezione, predisposti per installazione a parete, a soffitto e a terra, disponibili in tre fasci di apertura: spot, medium (vetro trasparente) e diffuso (vetro sabbiato). L'apparecchio è dotato di uno spezzone di cavo uscente in neoprene e kit con connettori crimp e guaina termorestringente adesiva per connessione a tenuta stagna. La staffa di fissaggio in acciaio inox AISI 316L permette una orientabilità di 180° circa sull'asse verticale. Completano la gamma gli accessori opzionali picchetto per installazione a terra, paletti per installazione come bollard e bracci a parete dedicati per l'illuminazione in oggetto di insegne. Nei paletti e nei bracci sono inclusi i connettori IP68 per il cablaggio facile e sicuro.

Perseo 3 / Perseo 4

Apparecchi orientabili a proiezione, predisposti per installazione a parete, a palo come testapalo, a soffitto e a terra, disponibili in quattro fasci di apertura: spot, medium, asimmetrico e ottica stradale per inserimento in contesto urbano. L'apparecchio è dotato di un pressacavo in metallo. Per garantire la tenuta del pressacavo è consigliabile utilizzare cavi elettrici flessibili idonei all'impiego in ambienti esterni. La staffa di fissaggio in acciaio inox AISI 316L è graduata per garantire una regolazione precisa della unità emittente e una orientabilità di 150° circa sull'asse verticale. Completano la gamma gli accessori opzionali: paletti per installazione come bollard; bracci a parete dedicati per l'illuminazione in oggetto di insegne (nei paletti e nei bracci sono inclusi i connettori IP68 per il cablaggio facile e sicuro); una serie completa di pali cilindrici di diverso diametro ed altezza da interrare o con base di fissaggio e tirafondi; bracci singoli e doppi di due lunghezze per pali di differenti diametri; visiera wall-washer e ghiera anti-vandalo. Disponibile per Perseo 4 la versione RGB per la creazione di scenografie luminose colorate.

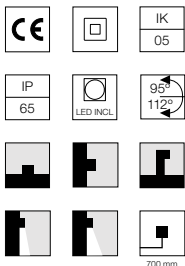
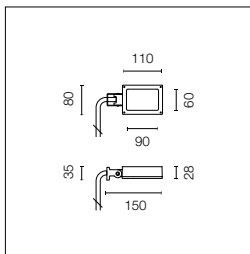
Complete family of tiltable projection luminaires with LED source, designed for wall, post, ceiling and ground mounting with a metal nail that needs to be ordered separately. Available in four dimensions and with different light beams for every dimension, including optics for urban uses. Die cast aluminum body EN AB-47100 (with low copper content) and super pure aluminum reflector. Extraclear or frosted glass diffuser with silkscreen edge, attached to the frame with a robotic gluing system. Available in different finishes, with double-layered powder coating and chemical conversion surface treatment to ensure high corrosion resistance. AISI 316L stainless steel fixing bracket with the same finish as the luminaire body.

Perseo 1 / Perseo 2

Tiltable projection luminaires for wall, ceiling, and ground mounting. Three beam angles available: slim, medium (transparent glass) and diffused (frosted glass). Equipped with a protruding section of neoprene cable and a kit with crimpable connectors and adhesive heat-shrinkable sleeves that guarantee the tightness of the connection. The AISI 316L stainless steel fixing bracket allows for a tilting of approx. 180° on the vertical axis. The range is completed with the following optional accessories: ground spike; feet to install the luminaire as a bollard; and protruding arms for sign lighting. The feet and arms include IP68 connectors to guarantee an easy and safe cabling.

Perseo 3 / Perseo 4

Tiltable projection luminaires for wall, post, ceiling, and ground mounting. Four beam angles available: slim, medium, asymmetrical, and urban optics. Equipped with a metal cable guide. To ensure the tightness of the cable guide it's recommended to use flexible electric cables suitable for exterior use. AISI316L stainless steel fixing bracket, graduated to guarantee precision in the adjustment of the emission unit and a tilting of approx. 150° on the vertical axis. The range is completed with the following optional accessories: feet to install the luminaire as a bollard; arms for wall mounting, suitable for sign lighting at a distance (the feet and arms include IP68 connectors for an easy and safe cabling); a complete series of cylinder feet in different diameters and heights to be ground recessed or fixed with anchor plates and lag screws; single and double arms in two lengths for posts with different diameters, wall-washer visor and anti-vandalism protection lid. The Perseo 4 model is completed with the RGB version to create sceneries with colored light.



Sorgente a LED inclusa. Alimentazione elettrica 100-240V ON/OFF integrata. Staffa di fissaggio inclusa. Dotato di spezzone di cavo uscente in neoprene 700 mm e kit con connettori crimp e guaina termorestringente adesiva per connessione a tenuta stagna. Accessori opzionali: picchetto per installazione a terra; paletti per installazione a terra e bracci per installazione a parete (incluso connettore IP68). Vetro trasparente extrachiaro.

LED source included. Integrated electrical power supply 100-240V ON- OFF. Fixing bracket included. Equipped with a 700 mm protruding section of neoprene cable and a kit with crimpable connectors and adhesive heat-shrinkable sleeves that guarantee the tightness of the connection. Optional accessories: ground spike; feet for ground mounting and arms for wall mounting (IP68 connector included). Extraclear transparent glass.

2200K disponibile su richiesta. 2200K available on request.

Optic Narrow Spot 8°

Power LED: 7W - 398 lm ≠ OUTPUT 373 lm - 2700K/CRI 80 - 100-240V / 7W - 428 lm ≠ OUTPUT 401 lm - 3000K/CRI 80 - 100-240V / 7W - 456 lm ≠ OUTPUT 427 lm - 4000K/CRI 80 - 100-240V

2700K

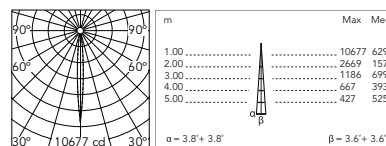
- FA52514001
- FA52514006
- FA52514012
- FA52514018
- FA52514030
- FA52514033

3000K

- FA52501301
- FA52501306
- FA52501312
- FA52501318
- FA52501330
- FA52501333

4000K

- FA52501201
- FA52501206
- FA52501212
- FA52501218
- FA52501230
- FA52501233



@ 4000K

Optic Medium 40°

Power LED: 7W - 398 lm ≠ OUTPUT 332 lm - 2700K/CRI 80 - 100-240V / 7W - 428 lm ≠ OUTPUT 357 lm - 3000K/CRI 80 - 100-240V / 7W - 456 lm ≠ OUTPUT 381 lm - 4000K/CRI 80 - 100-240V

2700K

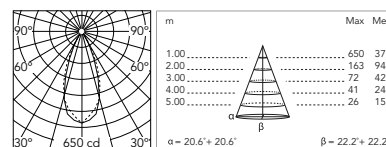
- FA52514201
- FA52514206
- FA52514212
- FA52514218
- FA52514230
- FA52514233

3000K

- FA52502301
- FA52502306
- FA52502312
- FA52502318
- FA52502330
- FA52502333

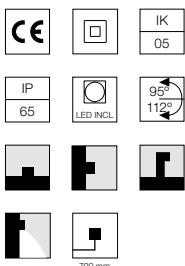
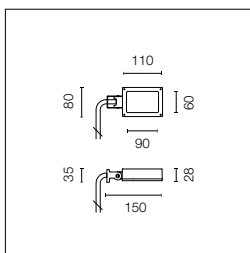
4000K

- FA52502201
- FA52502206
- FA52502212
- FA52502218
- FA52502230
- FA52502233



@ 4000K

Perseo 1 Opal



Sorgente a LED inclusa. Alimentazione elettrica 100-240V ON/OFF integrata. Staffa di fissaggio inclusa. Dotato di spezzone di cavo uscente in neoprene 700 mm e kit con connettori crimp e guaina termorestringente adesiva per connessione a tenuta stagna. Accessori opzionali: picchetto per installazione a terra; paletti per installazione a terra e bracci per installazione a parete (incluso connettore IP68). Vetro sabbato.

LED source included. Integrated electrical power supply 100-240V ON- OFF. Fixing bracket included. Equipped with a 700 mm protruding section of neoprene cable and a kit with crimpable connectors and adhesive heat-shrinkable sleeves that guarantee the tightness of the connection. Optional accessories: ground spike; feet for ground mounting and arms for wall mounting (IP68 connector included). Frosted glass.

Diffused Light

Mid-Power LED: 9W - 836 lm ≠ OUTPUT 435 lm - 2700K/CRI 80 - 100-240V / 9W - 899 lm ≠ OUTPUT 468 lm - 3000K/CRI 80 - 100-240V / 9W - 943 lm ≠ OUTPUT 491 lm - 4000K/CRI 80 - 100-240V

2700K

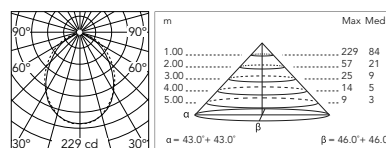
- FA52514401
- FA52514406
- FA52514412
- FA52514418
- FA52514430
- FA52514433

3000K

- FA52500301
- FA52500306
- FA52500312
- FA52500318
- FA52500330
- FA52500333

4000K

- FA52500201
- FA52500206
- FA52500212
- FA52500218
- FA52500230
- FA52500233




@ 4000K

Perseo 1: Accessori / Accessories

Picchetto per installazione a terra.

Ground spike.

FA136



Braccio / Palo 300mm.

Wall bracket / Pole 300mm.

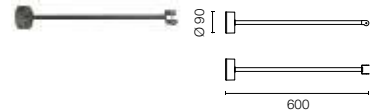
- FA15701
- FA15706
- FA15712
- FA15718
- FA15730
- FA15733



Braccio / Palo 600mm.

Wall bracket / Pole 600mm.


- FA15801
- FA15806
- FA15812
- FA15818
- FA15830
- FA15833



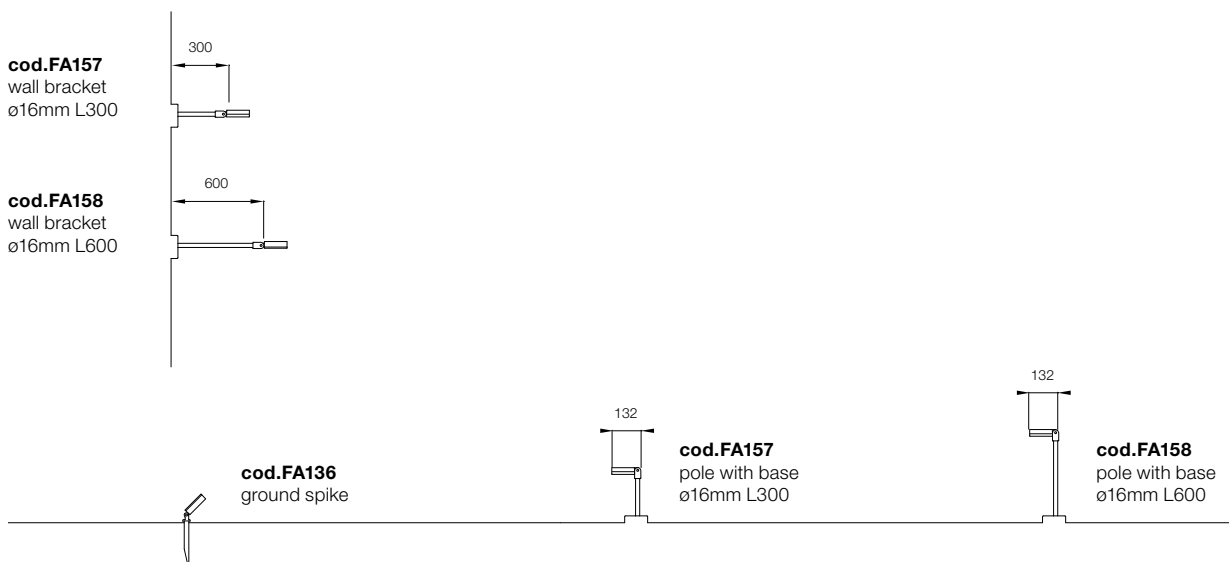
Dispositivo di protezione per il sovraccarico. 275Vac. Corrente massima di scarica 10KA (8/29µs). Massima corrente operativa 5A. Adatto per la connessione in serie. IP66.

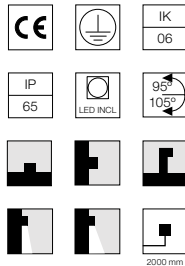
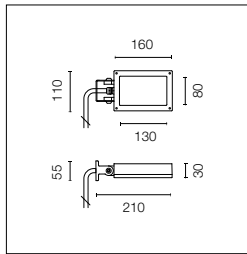
Surge protection device. 275Vac. Maximum discharge current 10KA (8/20µs). Maximum operating current 5A. Suitable for series connection. IP66.

F990E00A000



Installation scheme: Perseo 1





Sorgente a LED inclusa. Alimentazione elettrica 220-240V ON/OFF integrata. Staffa di fissaggio inclusa. Dotato di spezzone di cavo uscente in neoprene 700 mm e kit con connettori crimp e guaina termorestringente adesiva per connessione a tenuta stagna. Accessori opzionali: picchetto per installazione a terra; paletti per installazione a terra e bracci per installazione a parete (incluso connettore IP68). Vetro trasparente extrachiaro.

LED source included. Integrated electrical power supply 220-240V ON- OFF. Fixing bracket included. Equipped with a 700 mm protruding section of neoprene cable and a kit with crimpable connectors and adhesive heat-shrinkable sleeves that guarantee the tightness of the connection. Optional accessories: ground spike; feet for ground mounting and arms for wall mounting (IP68 connector included). Extraclear transparent glass.

2200K disponibile su richiesta.

2200K available on request.

Optic Spot 13°

Power Led: 12W - 1256 lm ≠ OUTPUT 866 lm - 2700K/CRI 80 - 220-240V / 12W - 1395 lm ≠ OUTPUT 963 lm - 3000K/CRI 80 - 220-240V / 12W - 1465 lm ≠ OUTPUT 984 lm - 4000K/CRI 80 - 220-240V

2700K

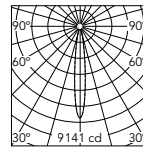
- FA52514601
- FA52514606
- FA52514612
- FA52514618
- FA52514630
- FA52514633

3000K

- FA52504301
- FA52504306
- FA52504312
- FA52504318
- FA52504330
- FA52504333

4000K

- FA52504201
- FA52504206
- FA52504212
- FA52504218
- FA52504230
- FA52504233



m	Max	Med
1.00	9141	5846
2.00	2285	1461
3.00	1016	650
4.00	571	365
5.00	366	234

α = 6.5° + 6.5° β = 6.5° + 6.5°

@ 4000K

Optic Medium 42°

Power Led: 12W - 1256 lm ≠ OUTPUT 745 lm - 2700K/CRI 80 - 220-240V / 12W - 1395 lm ≠ OUTPUT 828 lm - 3000K/CRI 80 - 220-240V / 12W - 1465 lm ≠ OUTPUT 846 lm - 4000K/CRI 80 - 220-240V

2700K

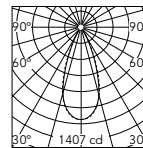
- FA52514801
- FA52514806
- FA52514812
- FA52514818
- FA52514830
- FA52514833

3000K

- FA52505301
- FA52505306
- FA52505312
- FA52505318
- FA52505330
- FA52505333

4000K

- FA52505201
- FA52505206
- FA52505212
- FA52505218
- FA52505230
- FA52505233

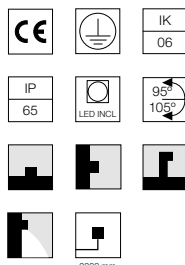
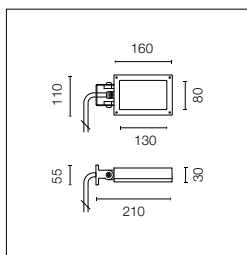


m	Max	Med
1.00	1407	866
2.00	352	216
3.00	156	96
4.00	88	54
5.00	56	35

α = 20.5° + 20.5° β = 21.3° + 21.3°

@ 4000K

Perseo 2 Opal



Sorgente a LED inclusa. Alimentazione elettrica 220-240V ON/OFF integrata. Staffa di fissaggio inclusa. Dotato di spezzone di cavo uscente in neoprene 700 mm e kit con connettori crimp e guaina termorestringente adesiva per connessione a tenuta stagna. Accessori opzionali: picchetto per installazione a terra; paletti per installazione a terra e bracci per installazione a parete (incluso connettore IP68). Vetro sabbato.

LED source included. Integrated electrical power supply 220-240V ON- OFF. Fixing bracket included. Equipped with a 700 mm protruding section of neoprene cable and a kit with crimpable connectors and adhesive heat-shrinkable sleeves that guarantee the tightness of the connection. Optional accessories: ground spike; feet for ground mounting and arms for wall mounting (IP68 connector included). Frosted glass.

Diffused Light

Mid-Power Led: 11W - 1114 lm ≠ OUTPUT 580 lm - 2700K/CRI 80 - 220-240V / 11W - 1198 lm ≠ OUTPUT 624 lm - 3000K/CRI 80 - 220-240V / 11W - 1258 lm ≠ OUTPUT 655 lm - 4000K/CRI 80 - 220-240V

2700K

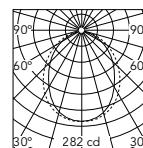
- FA52515001
- FA52515006
- FA52515012
- FA52515018
- FA52515030
- FA52515033

3000K

- FA52503301
- FA52503306
- FA52503312
- FA52503318
- FA52503330
- FA52503333

4000K

- FA52503201
- FA52503206
- FA52503212
- FA52503218
- FA52503230
- FA52503233



m	Max	Med
1.00	282	94
2.00	70	23
3.00	31	10
4.00	18	6
5.00	11	4

α = 44.0° + 44.0° β = 50.0° + 50.0°

@ 4000K



H 500mm

- FA17701
- FA17706
- FA17712
- FA17718
- FA17730
- FA17733

H 800mm

- FA17801
- FA17806
- FA17812
- FA17818
- FA17830
- FA17833

Perseo 2: Accessori / Accessories

Picchetto per installazione a terra.

Ground spike.

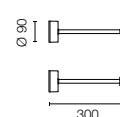
FA136



Braccio / Palo 300mm.

Wall bracket / Pole 300mm.

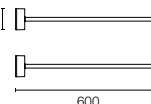
- FA16101
- FA16106
- FA16112
- FA16118
- FA16130
- FA16133



Braccio / Palo 600mm.

Wall bracket / Pole 600mm.

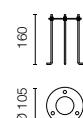
- FA16201
- FA16206
- FA16212
- FA16218
- FA16230
- FA16233



Piastra tirafondi.

Base plate with bolt.

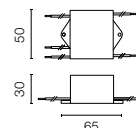
FA182



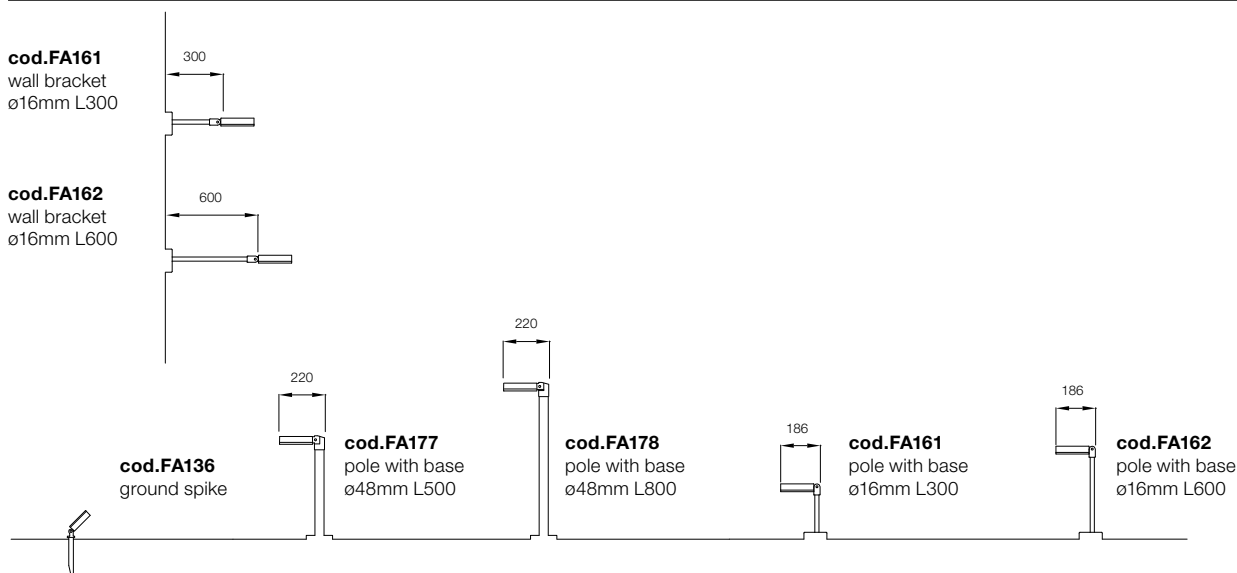
Dispositivo di protezione per il sovraccarico. 275Vac. Corrente massima di scarica 10KA (8/29µs). Massima corrente operativa 5A. Adatto per la connessione in serie. IP66.

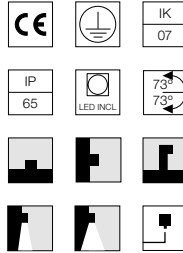
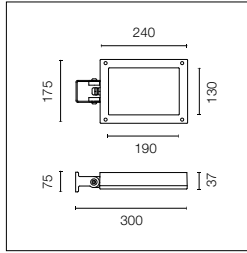
Surge protection device. 275Vac. Maximum discharge current 10KA (8/20µs). Maximum operating current 5A. Suitable for series connection. IP66.

F990E00A000



Installation scheme: Perseo 2





Sorgente a LED inclusa. Alimentazione elettrica 220-240V ON/OFF e dimmerabile 1-10V o DALI integrata. Staffa di fissaggio inclusa. Dotato di pressacavo in metallo M16x1,5 (per cavi 4,5mmϕ<math><10\text{mm}</math>). Per garantire la tenuta del pressacavo è consigliabile utilizzare cavi elettrici flessibili idonei all'impiego in ambienti esterni. Accessori opzionali: braccio in oggetto a parete; paletti; pali e relativi bracci per installazione come testapalo; visiera wall-washer e ghiera anti-vandalo. Vetro trasparente extrachiaro.

LED source included. Integrated power supply 220-240V ON/OFF and dimmable 1-10V or DALI. Fixing bracket included. Equipped with a M16x1.5 cable guide (for 4.5mmϕ<math><10\text{mm}</math> cables) and IP68 connector. To ensure the tightness of the cable guide it's recommended to use flexible electric cables suitable for exterior use. Optional accessories: protruding arm for walls; feet and arms to install the luminaire on a mast; wall-washer visor and anti-vandalism protection lid. Extraclear transparent glass.

2200K disponibile su richiesta.

2200K available on request.

Optic Spot 11°

Power Led: 20W - 2232 lm \neq OUTPUT 1559 lm - 2700K/CRI 80 - 220-240V / 20W - 2424 lm \neq OUTPUT 1732 lm - 3000K/CRI 80 - 220-240V / 20W - 2536 lm \neq OUTPUT 1771 lm - 4000K/CRI 80 - 220-240V

2700K

Non Dimmable

- FA52515201
- FA52515206
- FA52515212
- FA52515218
- FA52515230
- FA52515233

1-10V

- FA52515201-310
- FA52515206-310
- FA52515212-310
- FA52515218-310
- FA52515230-310
- FA52515233-310

Dali

- FA52515201-300
- FA52515206-300
- FA52515212-300
- FA52515218-300
- FA52515230-300
- FA52515233-300

3000K

Non Dimmable

- FA52509301
- FA52509306
- FA52509312
- FA52509318
- FA52509330
- FA52509333

1-10V

- FA52509301-310
- FA52509306-310
- FA52509312-310
- FA52509318-310
- FA52509330-310
- FA52509333-310

Dali

- FA52509301-300
- FA52509306-300
- FA52509312-300
- FA52509318-300
- FA52509330-300
- FA52509333-300

4000K

Non Dimmable

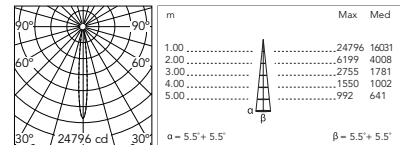
- FA52509201
- FA52509206
- FA52509212
- FA52509218
- FA52509230
- FA52509233

1-10V

- FA52509201-310
- FA52509206-310
- FA52509212-310
- FA52509218-310
- FA52509230-310
- FA52509233-310

Dali

- FA52509201-300
- FA52509206-300
- FA52509212-300
- FA52509218-300
- FA52509230-300
- FA52509233-300



@ 4000K

Optic Medium 34°

Power Led: 20W - 2232 lm \neq OUTPUT 1582 lm - 2700K/CRI 80 - 220-240V / 20W - 2424 lm \neq OUTPUT 1757 lm - 3000K/CRI 80 - 220-240V / 20W - 2536 lm \neq OUTPUT 1797 lm - 4000K/CRI 80 - 220-240V

2700K

Non Dimmable

- FA52515401
- FA52515406
- FA52515412
- FA52515418
- FA52515430
- FA52515433

1-10V

- FA52515401-310
- FA52515406-310
- FA52515412-310
- FA52515418-310
- FA52515430-310
- FA52515433-310

Dali

- FA52515401-300
- FA52515406-300
- FA52515412-300
- FA52515418-300
- FA52515430-300
- FA52515433-300

3000K

Non Dimmable

- FA52508301
- FA52508306
- FA52508312
- FA52508318
- FA52508330
- FA52508333

1-10V

- FA52508301-310
- FA52508306-310
- FA52508312-310
- FA52508318-310
- FA52508330-310
- FA52508333-310

Dali

- FA52508301-300
- FA52508306-300
- FA52508312-300
- FA52508318-300
- FA52508330-300
- FA52508333-300

4000K

Non Dimmable

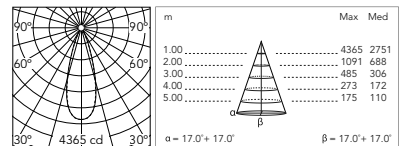
- FA52508201
- FA52508206
- FA52508212
- FA52508218
- FA52508230
- FA52508233

1-10V

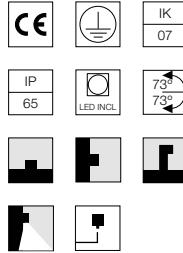
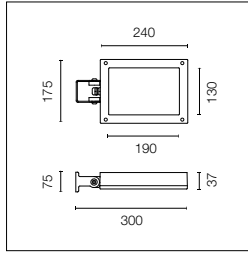
- FA52508201-310
- FA52508206-310
- FA52508212-310
- FA52508218-310
- FA52508230-310
- FA52508233-310

Dali

- FA52508201-300
- FA52508206-300
- FA52508212-300
- FA52508218-300
- FA52508230-300
- FA52508233-300



@ 4000K



Sorgente a LED inclusa. Alimentazione elettrica 220-240V ON/OFF e dimmerabile 1-10V o DALI integrata. Staffa di fissaggio inclusa. Dotato di pressacavo in metallo M16x1,5 (per cavi 4,5mmϕ<math><10\text{mm}</math>). Per garantire la tenuta del pressacavo è consigliabile utilizzare cavi elettrici flessibili idonei all'impiego in ambienti esterni. Accessori opzionali: braccio in aggetto a parete; paletti; pali e relativi bracci per installazione come testapalo; visiera wall-washer e ghiera anti-vandalo.

LED source included. Integrated power supply 220-240V ON/OFF and dimmable 1-10V or DALI. Fixing bracket included. Equipped with a M16x1.5 cable guide (for 4.5mmϕ<math><10\text{mm}</math> cables) and IP68 connector. To ensure the tightness of the cable guide it's recommended to use flexible electric cables suitable for exterior use. Optional accessories: protruding arm for walls; feet and arms to install the luminaire on a mast; wall-washer visor and anti-vandalism protection lid. Extraclear transparent glass.

2200K disponibile su richiesta.

2200K available on request.

Asymmetric Optic

Power Led: 20W - 2232 lm \neq OUTPUT 1168 lm - 2700K/CRI 80 - 220-240V / 20W - 2424 lm \neq OUTPUT 1298 lm - 3000K/CRI 80 - 220-240V / 20W - 2536 lm \neq OUTPUT 1327 lm - 4000K/CRI 80 - 220-240V

2700K

Non Dimmable

- FA52515601
 - FA52515606
 - FA52515612
 - FA52515618
 - FA52515630
 - FA52515633
- 1-10V
- FA52515601-310
 - FA52515606-310
 - FA52515612-310
 - FA52515618-310
 - FA52515630-310
 - FA52515633-310

Dali

- FA52515601-300
- FA52515606-300
- FA52515612-300
- FA52515618-300
- FA52515630-300
- FA52515633-300

3000K

Non Dimmable

- FA52506301
 - FA52506306
 - FA52506312
 - FA52506318
 - FA52506330
 - FA52506333
- 1-10V
- FA52506301-310
 - FA52506306-310
 - FA52506312-310
 - FA52506318-310
 - FA52506330-310
 - FA52506333-310

Dali

- FA52506301-300
- FA52506306-300
- FA52506312-300
- FA52506318-300
- FA52506330-300
- FA52506333-300

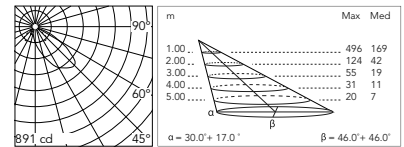
4000K

Non Dimmable

- FA52506201
 - FA52506206
 - FA52506212
 - FA52506218
 - FA52506230
 - FA52506233
- 1-10V
- FA52506201-310
 - FA52506206-310
 - FA52506212-310
 - FA52506218-310
 - FA52506230-310
 - FA52506233-310

Dali

- FA52506201-300
- FA52506206-300
- FA52506212-300
- FA52506218-300
- FA52506230-300
- FA52506233-300



@ 4000K

Street Light 120°

Power Led: 20W - 2232 lm \neq OUTPUT 972 lm - 2700K/CRI 80 - 220-240V / 20W - 2424 lm \neq OUTPUT 1080 lm - 3000K/CRI 80 - 220-240V / 20W - 2536 lm \neq OUTPUT 1105 lm - 4000K/CRI 80 - 220-240V

2700K

Non Dimmable

- FA52515801
 - FA52515806
 - FA52515812
 - FA52515818
 - FA52515830
 - FA52515833
- 1-10V
- FA52515801-310
 - FA52515806-310
 - FA52515812-310
 - FA52515818-310
 - FA52515830-310
 - FA52515833-310

Dali

- FA52515801-300
- FA52515806-300
- FA52515812-300
- FA52515818-300
- FA52515830-300
- FA52515833-300

3000K

Non Dimmable

- FA52507301
 - FA52507306
 - FA52507312
 - FA52507318
 - FA52507330
 - FA52507333
- 1-10V
- FA52507301-310
 - FA52507306-310
 - FA52507312-310
 - FA52507318-310
 - FA52507330-310
 - FA52507333-310

Dali

- FA52507301-300
- FA52507306-300
- FA52507312-300
- FA52507318-300
- FA52507330-300
- FA52507333-300

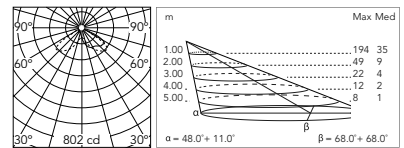
4000K

Non Dimmable

- FA52507201
 - FA52507206
 - FA52507212
 - FA52507218
 - FA52507230
 - FA52507233
- 1-10V
- FA52507201-310
 - FA52507206-310
 - FA52507212-310
 - FA52507218-310
 - FA52507230-310
 - FA52507233-310

Dali

- FA52507201-300
- FA52507206-300
- FA52507212-300
- FA52507218-300
- FA52507230-300
- FA52507233-300



@ 4000K

Perseo 3 LED / Ø 48mm - Poles

Con Base / With Base



H 800mm

- FA17901
- FA17906
- FA17912
- FA17918
- FA17930
- FA17933

Da Interrare (+300 mm Interrati)

In-Ground (+300 mm Root)



H 2000mm

- FA18001
- FA18006
- FA18012
- FA18018
- FA18030
- FA18033

Perseo 3 LED / Ø 76mm - Poles

Con Base e Portella con Morsettiera.

With Base and Access Door.
With Terminal Block 4x1,5-16mmq.



H 3500mm

- FA24806
- FA24833

H 4500mm

- FA24906
- FA24933

Da Interrare (+500 mm Interrati) e Portella con Morsettiera

In-Ground (+500 mm Root) With Access Door
With Terminal Block 4x1,5-16mmq



H 3500mm

- FA25006
- FA25033

H 4500mm

- FA25106
- FA25133

Perseo 3 LED / Ø 102mm - Poles

Con Base e Portella con Morsettiera.

With Base and Access Door .
With Terminal Block 4x1,5-16mmq.



H 4000mm

- FA414006
- FA414033

H 5000mm

- FA415006
- FA415033

Da Interrare (+500 mm Interrati) e Portella con Morsettiera

In-Ground (+500 mm Root) With Access Door
With Terminal Block 4x1,5-16mmq



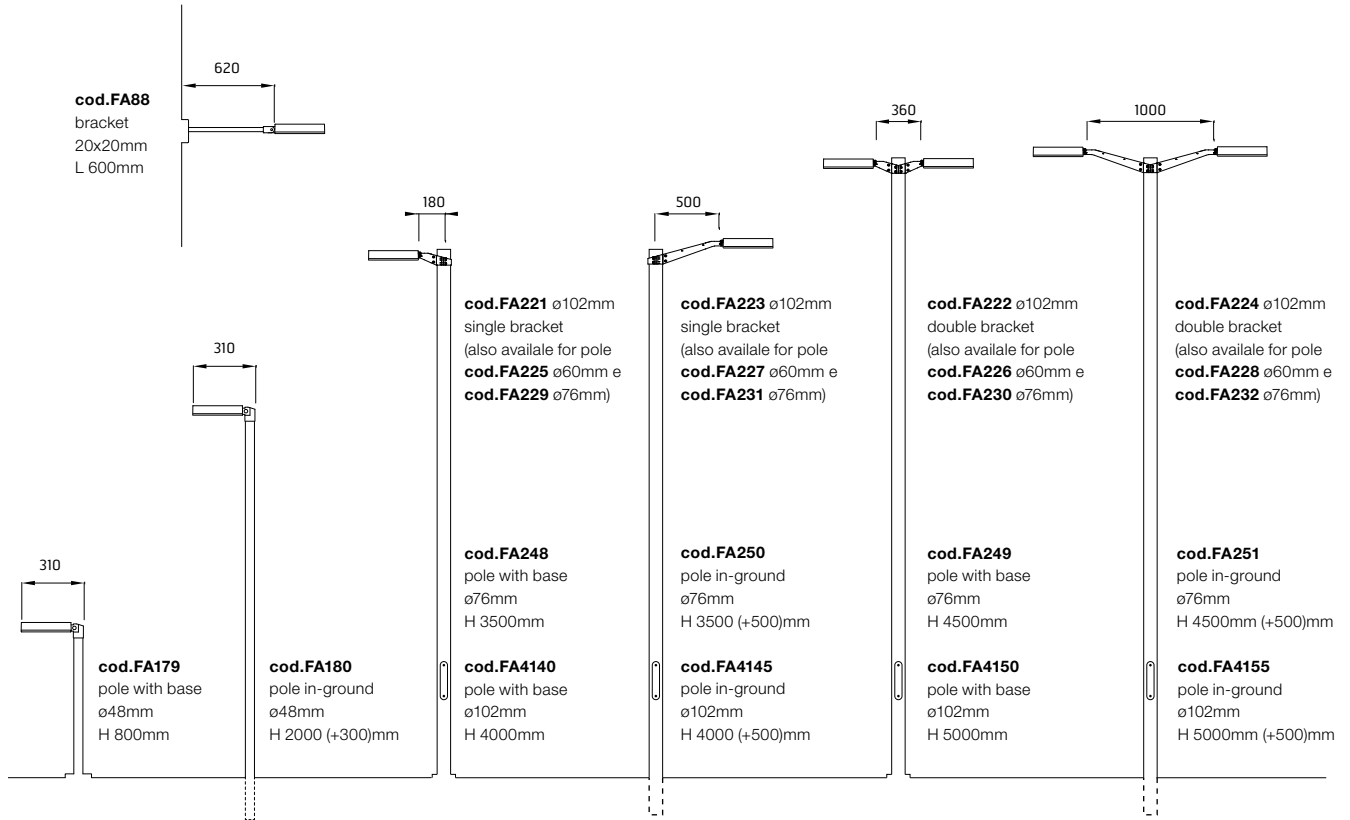
H 4000mm

- FA414506
- FA414533

H 5000mm

- FA415506
- FA415533

Installation scheme: Perseo 3

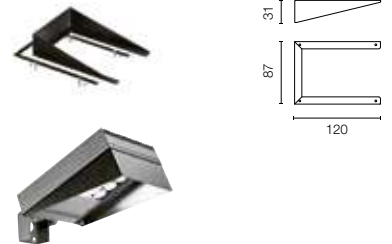


Perseo 3: Accessori / Accessories

Visiera Wall-Washer

Wall Washer Visor

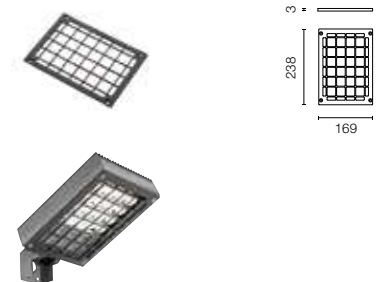
FA16530




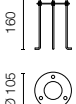

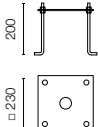

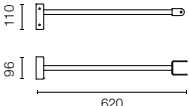

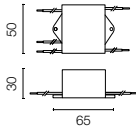
Ghiera anti vandali

Anti vandal louvre

FA16630



Perseo 3: Accessori / Accessories

Piastra tirafondi.	Base plate with bolt.	H: 500 / 800mm FA182		
Piastra tirafondi.	Base plate with bolt.	H: 3500 / 4500mm with base FA116		
Braccio 620mm.	Wall bracket 620mm.	○ FA8801 ● FA8806 ● FA8812 ● FA8818 ● FA8830 ● FA8833		
Dispositivo di protezione per il sovraccarico. 275Vac. Corrente massima di scarica 10KA (8/29µs). Massima corrente operativa 5A. Adatto per la connessione in serie. IP66.	Surge protection device. 275Vac. Maximum discharge current 10KA (8/20µs). Maximum operating current 5A. Suitable for series connection. IP66.	F990E00A000		

Perseo 3 Ø 60mm

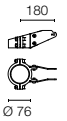
Braccio singolo 180mm. Per palo Ø 60mm.	Single bracket 180mm. For pole Ø 60mm.	● FA22506 ● FA22533		
Braccio doppio 180mm. Per palo Ø 60mm.	Double bracket 180mm. For pole Ø 60mm.	● FA22606 ● FA22633		
Braccio singolo 500mm. Per palo Ø 60mm.	Single bracket 500mm. For pole Ø 60mm.	● FA22706 ● FA22733		
Braccio doppio 500mm. Per palo Ø 60mm.	Double bracket 500mm. For pole Ø 60mm.	● FA22806 ● FA22833		

Perseo 3 Ø 76mm

Braccio singolo 180mm.
Per palo Ø 76mm.

Single bracket 180mm.
For pole Ø 76mm.

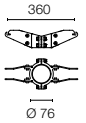
● FA22906
● FA22933



Braccio doppio 180mm
Per palo Ø 76mm.

Double bracket 180mm.
For pole Ø 76mm.

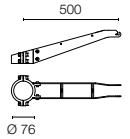
● FA23006
● FA23033



Braccio singolo 500mm.
Per palo Ø 76mm.

Single bracket 500mm.
For pole Ø 76mm.

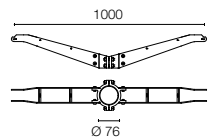
● FA23106
● FA23133



Braccio doppio 500mm
Per palo Ø 76mm.

Double bracket 500mm.
For pole Ø 76mm.

● FA23206
● FA23233

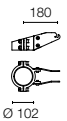


Perseo 3 Ø 102mm

Braccio singolo 180mm.
Per palo Ø 102mm.

Single bracket 180mm.
For pole Ø 102mm.

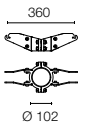
● FA22106
● FA22133



Braccio doppio 180mm
Per palo Ø 102mm.

Double bracket 180mm.
For pole Ø 102mm.

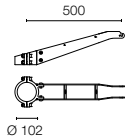
● FA22206
● FA22233



Braccio singolo 500mm.
Per palo Ø 102mm.

Single bracket 500mm.
For pole Ø 102mm.

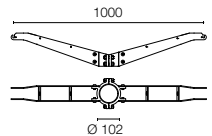
● FA22306
● FA22333

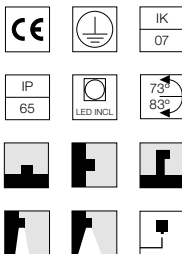
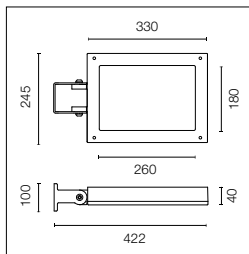


Braccio doppio 500mm
Per palo Ø 102mm.

Double bracket 500mm.
For pole Ø 102mm.

● FA22406
● FA22433





Sorgente a LED inclusa. Alimentazione elettrica 220-240V ON/OFF e dimmerabile 1-10V o DALI integrata. Staffa di fissaggio graduata inclusa. Dotato di pressacavo in metallo M20x1,5 (per cavi 7mmϕ<math><13\text{mm}</math>). Per garantire la tenuta del pressacavo è consigliabile utilizzare cavi elettrici flessibili idonei all'impiego in ambienti esterni. Accessori opzionali: braccio in oggetto a parete; pali e relativi bracci per installazione come testapalo; visiera wall-washer e ghiera anti-vandalo. Vetro trasparente extrachiaro.

LED source included. Integrated power supply 220-240V ON-OFF and dimmable 1-10V or DALI. Graduated fixing bracket included. Equipped with a M20x1.5 cable guide (for 7mmϕ<math><13\text{mm}</math> cables) and IP68 connector. To ensure the tightness of the cable guide it's recommended to use flexible electric cables suitable for exterior use. Optional accessories: protruding arm for walls; feet and arms to install the luminaire on a mast; wall-washer visor and anti-vandalism protection lid. Extraclear transparent glass.

2200K disponibile su richiesta.

2200K available on request.

Optic Spot 11°

Power Led: 53W - 5859 lm \neq OUTPUT 3989 lm - 2700K/CRI 80 - 220-240V / 53W - 6363 lm \neq OUTPUT 4332 lm - 3000K/CRI 80 - 220-240V / 53W - 6657 lm \neq OUTPUT 4533 lm - 4000K/CRI 80 - 220-240V

2700K

Non Dimmable

- FA52516001
- FA52516006
- FA52516012
- FA52516018
- FA52516030
- FA52516033
- 1-10V
- FA52516001-310
- FA52516006-310
- FA52516012-310
- FA52516018-310
- FA52516030-310
- FA52516033-310
- Dali
- FA52516001-300
- FA52516006-300
- FA52516012-300
- FA52516018-300
- FA52516030-300
- FA52516033-300

3000K

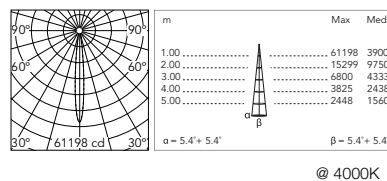
Non Dimmable

- FA52513301
- FA52513306
- FA52513312
- FA52513318
- FA52513330
- FA52513333
- 1-10V
- FA52513301-310
- FA52513306-310
- FA52513312-310
- FA52513318-310
- FA52513330-310
- FA52513333-310
- Dali
- FA52513301-300
- FA52513306-300
- FA52513312-300
- FA52513318-300
- FA52513330-300
- FA52513333-300

4000K

Non Dimmable

- FA52513201
- FA52513206
- FA52513212
- FA52513218
- FA52513230
- FA52513233
- 1-10V
- FA52513201-310
- FA52513206-310
- FA52513212-310
- FA52513218-310
- FA52513230-310
- FA52513233-310
- Dali
- FA52513201-300
- FA52513206-300
- FA52513212-300
- FA52513218-300
- FA52513230-300
- FA52513233-300



Optic Medium 34°

Power Led: 53W - 5859 lm \neq OUTPUT 4056 lm - 2700K/CRI 80 - 220-240V / 53W - 6363 lm \neq OUTPUT 4405 lm - 3000K/CRI 80 - 220-240V / 53W - 6657 lm \neq OUTPUT 4609 lm - 4000K/CRI 80 - 220-240V

2700K

Non Dimmable

- FA52516201
- FA52516206
- FA52516212
- FA52516218
- FA52516230
- FA52516233
- 1-10V
- FA52516201-310
- FA52516206-310
- FA52516212-310
- FA52516218-310
- FA52516230-310
- FA52516233-310
- Dali
- FA52516201-300
- FA52516206-300
- FA52516212-300
- FA52516218-300
- FA52516230-300
- FA52516233-300

3000K

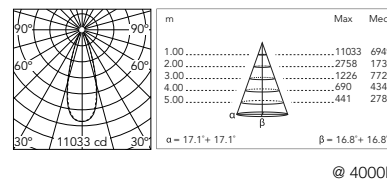
Non Dimmable

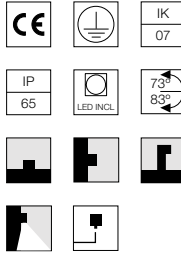
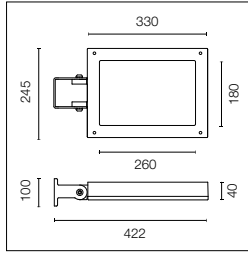
- FA52512301
- FA52512306
- FA52512312
- FA52512318
- FA52512330
- FA52512333
- 1-10V
- FA52512301-310
- FA52512306-310
- FA52512312-310
- FA52512318-310
- FA52512330-310
- FA52512333-310
- Dali
- FA52512301-300
- FA52512306-300
- FA52512312-300
- FA52512318-300
- FA52512330-300
- FA52512333-300

4000K

Non Dimmable

- FA52512201
- FA52512206
- FA52512212
- FA52512218
- FA52512230
- FA52512233
- 1-10V
- FA52512201-310
- FA52512206-310
- FA52512212-310
- FA52512218-310
- FA52512230-310
- FA52512233-310
- Dali
- FA52512201-300
- FA52512206-300
- FA52512212-300
- FA52512218-300
- FA52512230-300
- FA52512233-300





Sorgente a LED inclusa. Alimentazione elettrica 220-240V ON/OFF e dimmerabile 1-10V o DALI integrata. Staffa di fissaggio graduata inclusa. Dotato di pressacavo in metallo M20x1,5 (per cavi 7mm\varnothing<math><13\text{mm}</math>). Per garantire la tenuta del pressacavo è consigliabile utilizzare cavi elettrici flessibili idonei all'impiego in ambienti esterni. Accessori opzionali: braccio in oggetto a parete; pali e relativi bracci per installazione come testapalo; visiera wall-washer e ghiera anti-vandalo. Vetro trasparente extrachiario.

LED source included. Integrated power supply 220-240V ON-OFF and dimmable 1-10V or DALI. Graduated fixing bracket included. Equipped with a M20x1.5 cable guide (for 7mm- \varnothing <math><13\text{mm}</math> cables) and IP68 connector. To ensure the tightness of the cable guide it's recommended to use flexible electric cables suitable for exterior use. Optional accessories: protruding arm for walls; feet and arms to install the luminaire on a mast; wall-washer visor and anti-vandalism protection lid. Extraclear transparent glass.

2200K disponibile su richiesta.

2200K available on request.

Asymmetric Optic

Power Led: 53W - 5859 lm \neq OUTPUT 3085 lm - 2700K/CRI 80 - 220-240V / 53W - 6363 lm \neq OUTPUT 3350 lm - 3000K/CRI 80 - 220-240V / 53W - 6657 lm \neq OUTPUT 3505 lm - 4000K/CRI 80 - 220-240V

2700K

Non Dimmable

- FA52516401
- FA52516406
- FA52516412
- FA52516418
- FA52516430
- FA52516433

1-10V

- FA52516401-310
- FA52516406-310
- FA52516412-310
- FA52516418-310
- FA52516430-310
- FA52516433-310

Dali

- FA52516401-300
- FA52516406-300
- FA52516412-300
- FA52516418-300
- FA52516430-300
- FA52516433-300

3000K

Non Dimmable

- FA52510301
- FA52510306
- FA52510312
- FA52510318
- FA52510330
- FA52510333

1-10V

- FA52510301-310
- FA52510306-310
- FA52510312-310
- FA52510318-310
- FA52510330-310
- FA52510333-310

Dali

- FA52510301-300
- FA52510306-300
- FA52510312-300
- FA52510318-300
- FA52510330-300
- FA52510333-300

4000K

Non Dimmable

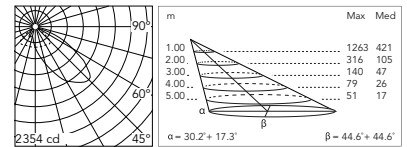
- FA52510201
- FA52510206
- FA52510212
- FA52510218
- FA52510230
- FA52510233

1-10V

- FA52510201-310
- FA52510206-310
- FA52510212-310
- FA52510218-310
- FA52510230-310
- FA52510233-310

Dali

- FA52510201-300
- FA52510206-300
- FA52510212-300
- FA52510218-300
- FA52510230-300
- FA52510233-300



@ 4000K

Street Light 120°

Power Led: 53W - 5859 lm \neq OUTPUT 2609 lm - 2700K/CRI 80 - 220-240V / 53W - 6363 lm \neq OUTPUT 2834 lm - 3000K/CRI 80 - 220-240V / 53W - 6657 lm \neq OUTPUT 2965 lm - 4000K/CRI 80 - 220-240V

2700K

Non Dimmable

- FA52516601
- FA52516606
- FA52516612
- FA52516618
- FA52516630
- FA52516633

1-10V

- FA52516601-310
- FA52516606-310
- FA52516612-310
- FA52516618-310
- FA52516630-310
- FA52516633-310

Dali

- FA52516601-300
- FA52516606-300
- FA52516612-300
- FA52516618-300
- FA52516630-300
- FA52516633-300

3000K

Non Dimmable

- FA52511301
- FA52511306
- FA52511312
- FA52511318
- FA52511330
- FA52511333

1-10V

- FA52511301-310
- FA52511306-310
- FA52511312-310
- FA52511318-310
- FA52511330-310
- FA52511333-310

Dali

- FA52511301-300
- FA52511306-300
- FA52511312-300
- FA52511318-300
- FA52511330-300
- FA52511333-300

4000K

Non Dimmable

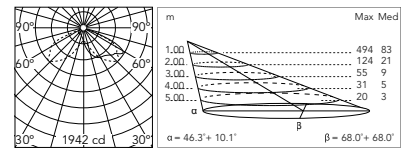
- FA52511201
- FA52511206
- FA52511212
- FA52511218
- FA52511230
- FA52511233

1-10V

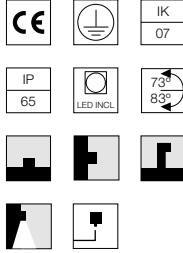
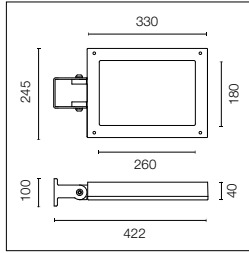
- FA52511201-310
- FA52511206-310
- FA52511212-310
- FA52511218-310
- FA52511230-310
- FA52511233-310

Dali

- FA52511201-300
- FA52511206-300
- FA52511212-300
- FA52511218-300
- FA52511230-300
- FA52511233-300



@ 4000K



Sorgente a LED inclusa. Alimentazione elettrica 220-240V. Staffa di fissaggio graduata inclusa. Dotato di pressacavo in metallo M20x1,5 (per cavi 7mm$\lt\mathit{0}$$\lt;13\text{mm}$). Per garantire la tenuta del pressacavo è consigliabile utilizzare cavi elettrici flessibili idonei all'impiego in ambienti esterni. Accessori opzionali: braccio in oggetto a parete; pali e relativi bracci per installazione come testapalo; visiera wall-washer e ghiera anti-vandalismo. Vetro trasparente extrachiaro.

LED source included. Integrated power supply 220-240V. Graduated fixing bracket included. Equipped with a M20x1.5 cable guide (for 7mm$\lt\mathit{0}$$\lt;13\text{mm}$ cables) and IP68 connector. To ensure the tightness of the cable guide it's recommended to use flexible electric cables suitable for exterior use. Optional accessories: protruding arm for walls; feet and arms to install the luminaire on a mast; wall-washer visor and anti-vandalism protection lid. Extraclear transparent glass.

Schema elettrico e installazione sistema RGB.

Vedere Schema Elettrico n.8 Page 795.

Wiring diagram and installation scheme RGB.

See Wiring Diagram n.8 Page 795.

Optic Medium 40°

RGB Power Led: 35W - 220-240V with DMX interface.

RGB

- FA52512401
- FA52512406
- FA52512412
- FA52512418
- FA52512430
- FA52512433

Perseo 4 LED / Ø 76mm - Poles

Con Base e Portella con Morsettiera.

With Base and Access Door .
With Terminal Block 4x1,5-16mmq.



H 3500mm


- FA24806
- FA24833

H 4500mm

- FA24906
- FA24933

Da Interrare (+500 mm Interrati) e Portella con Morsettiera

In-Ground (+500 mm Root) With Access Door
With Terminal Block 4x1,5-16mmq



H 3500mm

- FA25006
- FA25033

H 4500mm

- FA25106
- FA25133

Perseo 4 LED / Ø 102mm - Poles

Con Base e Portella con Morsettiera.

With Base and Access Door .
With Terminal Block 4x1,5-16mmq.



H 4000mm

- FA414006
- FA414033

H 5000mm

- FA415006
- FA415033

Da Interrare (+500 mm Interrati) e Portella con Morsettiera

In-Ground (+500 mm Root) With Access Door
With Terminal Block 4x1,5-16mmq



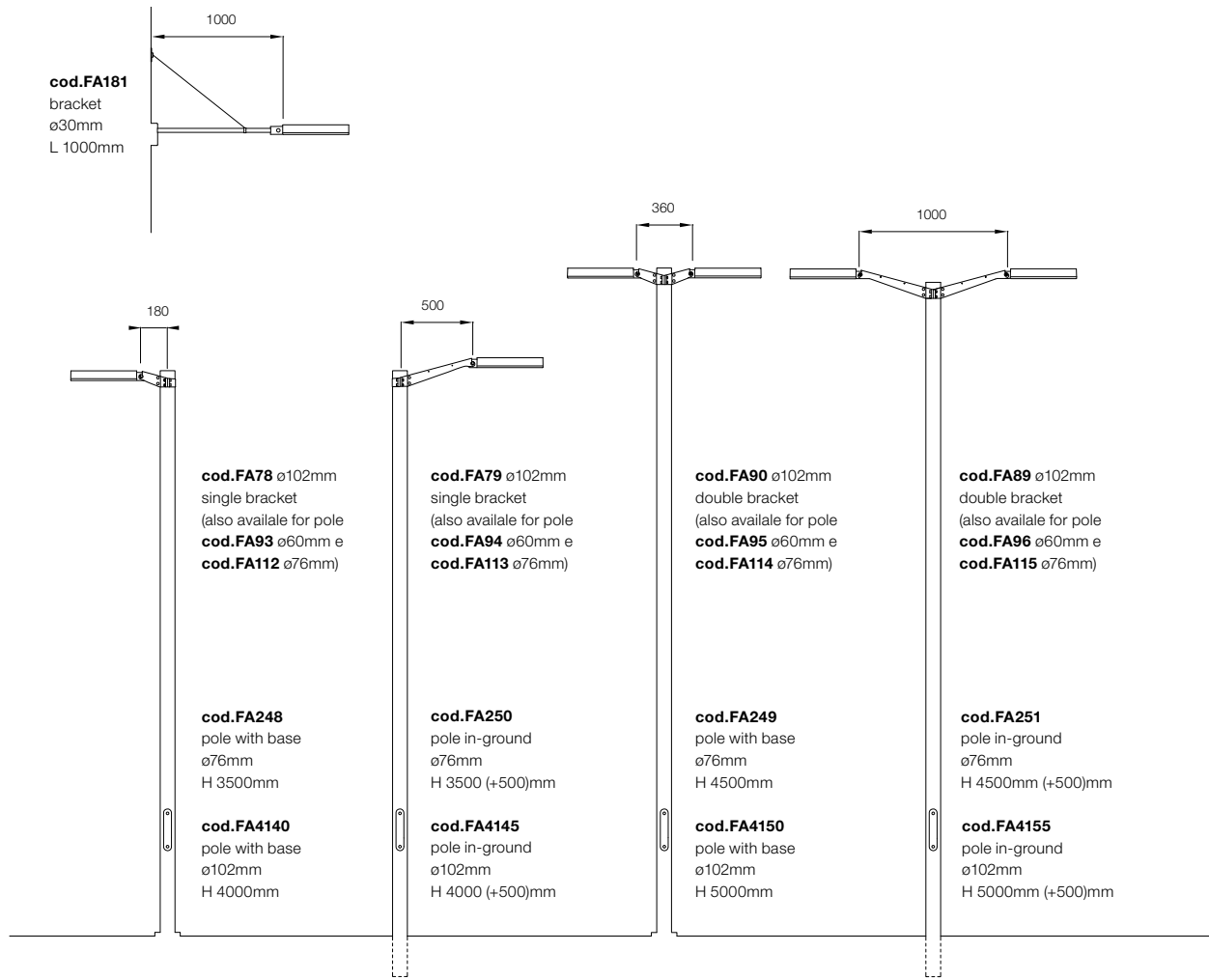
H 4000mm

- FA414506
- FA414533


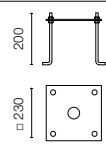

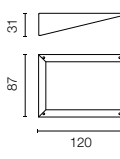

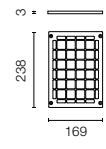

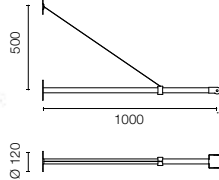

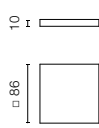

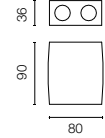

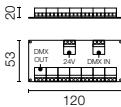


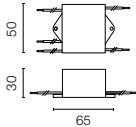
H 5000mm

- FA415506
- FA415533

Installation scheme: Perseo 4



Perseo 4: Accessori / Accessories

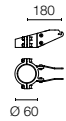
Piastra tirafondi.	Base plate with bolt.	FA116		
Visiera Wall-Washer	Wall Washer Visor	FA16730		
Ghiera anti vandali	Anti vandal louvre	FA16830		
Braccio 1000mm.	Wall Bracket 1000mm.	<ul style="list-style-type: none"> ○ FA18101 ● FA18106 ● FA18112 ● FA18118 ● FA18130 ● FA18133 		
Controller DMX a parete per scatole ad incasso (60mm interasse fori).	DMX controller; dimmer switch for recessed box (60mm hole centres).	RGB version F990B10A000		
Controller DMX stand-alone/interfaccia PC.	DMX controller; stand-alone/PC interface.	RGB version F990B11A000		
DMX splitter 512 - dispositivo elettronico per rigenerare segnale DMX monodirezionale 1 Input e 7 output, 12-24 Vdc. Alimentatore non incluso.	DMX splitter 512 - electronic device to regenerate the monodirectional DMX signal 1 Input and 7 output, 12-24Vdc. Power supply not included.	RGB version F990B13A000		
Cavo DMX schermato con impedenza costante 110 Ohm.	DMX cable - shielded twisted pair with 110 Ohm constant impedance.	RGB version F990B12A000		
Dispositivo di protezione per il sovraccarico. 275Vac. Corrente massima di scarica 10KA (8/29µs). Massima corrente operativa 5A. Adatto per la connessione in serie. IP66.	Surge protection device. 275Vac. Maximum discharge current 10KA (8/20µs). Maximum operating current 5A. Suitable for series connection. IP66.	F990E00A000		

Perseo 4 Ø 60mm

Braccio singolo 180mm.
Per palo Ø 60mm.

Single bracket 180mm.
For pole Ø 60mm.

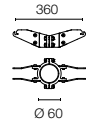
- FA9306
- FA9333



Braccio doppio 180mm
Per palo Ø 60mm.

Double bracket 180mm.
For pole Ø 60mm.

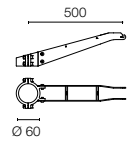
- FA9506
- FA9533



Braccio singolo 500mm.
Per palo Ø 60mm.

Single bracket 500mm.
For pole Ø 60mm.

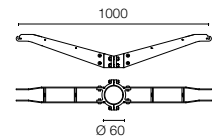
- FA9406
- FA9433



Braccio doppio 500mm
Per palo Ø 60mm.

Double bracket 500mm.
For pole Ø 60mm.

- FA9606
- FA9633

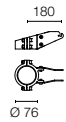


Perseo 4 Ø 76mm

Braccio singolo 180mm.
Per palo Ø 76mm.

Single bracket 180mm.
For pole Ø 76mm.

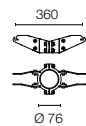
- FA11206
- FA11233



Braccio doppio 180mm
Per palo Ø 76mm.

Double bracket 180mm.
For pole Ø 76mm.

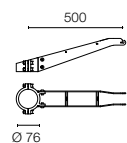
- FA11406
- FA11433



Braccio singolo 500mm.
Per palo Ø 76mm.

Single bracket 500mm.
For pole Ø 76mm.

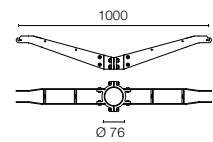
- FA11306
- FA11333



Braccio doppio 500mm
Per palo Ø 76mm.

Double bracket 500mm.
For pole Ø 76mm.

- FA11506
- FA11533

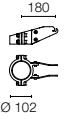


Perseo 4 Ø 102mm

Braccio singolo 180mm.
Per palo Ø 102mm.

Single bracket 180mm.
For pole Ø 102mm.

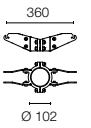
- FA7806
- FA7833



Braccio doppio 180mm
Per palo Ø 102mm.

Double bracket 180mm.
For pole Ø 102mm.

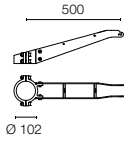
- FA9006
- FA9033



Braccio singolo 500mm.
Per palo Ø 102mm.

Single bracket 500mm.
For pole Ø 102mm.

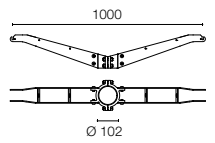
- FA7906
- FA7933



Braccio doppio 500mm
Per palo Ø 102mm.

Double bracket 500mm.
For pole Ø 102mm.

- FA8906
- FA8933



Dooku







Docku

Famiglia / Family

Dooku 400 Wall



Power Led

up to 39W
up to 2946 lm - 2700K/CRI 80
up to 3168 lm - 3000K/CRI 80
up to 3374 lm - 4000K/CRI 80

* Net lumen output

2200K available on request.

Dooku 400 Pole/Double Pole Ø76



Power Led

up to 39W
up to 3389 lm - 2700K/CRI 80
up to 3631 lm - 3000K/CRI 80
up to 3752 lm - 4000K/CRI 80

* Net lumen output

2200K available on request.

Power Led

up to 2x39W
up to 2x3389 lm - 2700K/CRI 80
up to 2x3631 lm - 3000K/CRI 80
up to 2x3752 lm - 4000K/CRI 80

* Net lumen output

2200K available on request.

Dooku 400 Pole/Double Pole Ø102



Power Led

up to 39W
up to 3389 lm - 2700K/CRI 80
up to 3631 lm - 3000K/CRI 80
up to 3752 lm - 4000K/CRI 80

* Net lumen output

2200K available on request.

Power Led

up to 2x39W
up to 2x3389 lm - 2700K/CRI 80
up to 2x3631 lm - 3000K/CRI 80
up to 2x3752 lm - 4000K/CRI 80

* Net lumen output

2200K available on request.

Dooku 600 Pole/Double Pole Ø76



Power Led

up to 78W
up to 6779 lm - 2700K/CRI 80
up to 7263 lm - 3000K/CRI 80
up to 7505 lm - 4000K/CRI 80

* Net lumen output

2200K available on request.

Power Led

up to 2x78W
up to 2x6779 lm - 2700K/CRI 80
up to 2x7263 lm - 3000K/CRI 80
up to 2x7505 lm - 4000K/CRI 80

* Net lumen output

2200K available on request.

Dooku 600 Pole/Double Pole Ø102



Power Led

up to 78W
up to 6779 lm - 2700K/CRI 80
up to 7263 lm - 3000K/CRI 80
up to 7505 lm - 4000K/CRI 80

* Net lumen output

2200K available on request.

Power Led

up to 2x78W
up to 2x6779 lm - 2700K/CRI 80
up to 2x7263 lm - 3000K/CRI 80
up to 2x7505 lm - 4000K/CRI 80

* Net lumen output

2200K available on request.

Colori / Colours



06 Grey



33 Anthracite

Famiglia completa di apparecchi di illuminazione con sorgente luminosa a LED a proiezione, predisposti per installazione a parete e a palo come testapalo. Disponibile in due lunghezze e in varie ottiche per dimensione, comprese ottiche stradali per applicazioni in contesto urbano. Corpo in estruso di alluminio con parti di chiusura in alluminio pressofuso lega EN AB 47100 (a basso contenuto di rame). Diffusore in vetro extrachiaro con bordo segrigrafato, fissato attraverso un sistema di incollaggio robotizzato. Disponibile in differenti finiture con rivestimento a doppio strato di polveri e sottoposte a trattamento di conversione chimica superficiale per una elevata resistenza alla corrosione. L'apparecchio è dotato di uno spezzone di cavo uscente in neoprene e connettore IP68 per il cablaggio facile e sicuro a tenuta stagna.

Dooku 400 Wall

Apparecchi orientabili a proiezione, predisposti per installazione a parete, disponibili in due fasci di apertura: simmetrica e asimmetrica per aree pubbliche e private urbane, spazi ampi, parcheggi. L'apparecchio è dotato di uno spezzone di cavo uscente in neoprene e connettori IP68 per il cablaggio facile e sicuro a tenuta stagna. La staffa di fissaggio zincata permette una orientabilità di 90° circa sull'asse verticale.

Dooku 400 / 600 Top Pole

Apparecchi testapalo predisposti per installazione a palo, disponibili in due lunghezze con differenze potenze e quattro fasci di apertura: simmetrico, asimmetrico, ottica stradale standard e ottica stradale dedicata per percorsi ciclo-pedonali per inserimento in contesto urbano. L'apparecchio è dotato di uno spezzone di cavo uscente in neoprene e connettori IP68 per il cablaggio facile e sicuro a tenuta stagna. Completano la gamma una serie completa di pali cilindrici di diverso diametro ed altezza da interrare o con base di fissaggio e tirafondi.

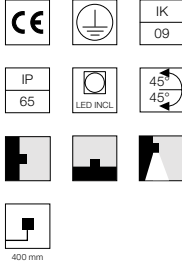
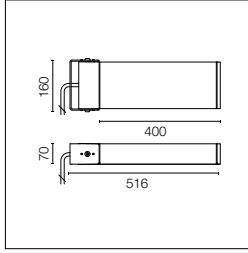
Complete family of tiltable projection luminaires with LED source for wall mounting and installation on masts. Available in two lengths and with different optics for every dimension, including optics for urban uses. Extruded EN AB-47100 die cast aluminum body and closing parts (with low copper content). Extraclear glass diffuser with silkscreen edge, attached with a robotic gluing system. Available in different finishes, with double-layered powder coating and chemical conversion surface treatment to ensure high corrosion resistance. Equipped with a neoprene cable section and IP68 connector to guarantee an easy, safe, and watertight connection.

Dooku 400 Wall

Tiltable projection luminaires for wall mounting. Available with two beam angles: symmetrical and asymmetrical for public, private, and urban areas, open spaces, or parking lots. Equipped with a neoprene cable section and IP68 connector to guarantee an easy, safe, and watertight connection. The zinc fixing bracket allows for a tilting of approx. 90° on the vertical axis.

Dooku 400 / 600 Top Pole

Mast luminaires for mounting on poles. Available in two lengths, with different output and four beam angles: symmetrical, asymmetrical, urban standard beam and a specific urban beam for pedestrian and bicycle lanes in urban contexts. Equipped with a neoprene cable section and IP68 connectors to guarantee an easy, safe, and watertight connection. Completed with a series of cylinder posts in different diameters and heights that can be ground recessed or fixed with an anchor plate and lag screws.



Sorgente a LED inclusa.
Alimentazione elettrica 220-240V ON/OFF e dimmerabile 1-10V o DALI integrata. Staffa di fissaggio inclusa. Dotato di spezzone di cavo uscente in neoprene 400 mm e connettore IP68.
Versione Smart- City a richiesta.

LED source included. Integrated power supply 220-240V ON/OFF and dimmable 1-10V or DALI. Fixing bracket included. Equipped with a 400mm protruding neoprene cable section and IP68 connectors.
Smart-City version available upon request.

2200K disponibile su richiesta.

2200K available on request.

Optic 120° (Wide Spaces - Public Areas - Parking Areas)

Power Led: 39W - 4122 lm ≠ OUTPUT 3389 lm - 2700K/CRI 80 - 220÷240V / 39W - 4416 lm ≠ OUTPUT 3631 lm - 3000K/CRI 80 - 220÷240V / 39W - 4563 lm ≠ OUTPUT 3752 lm - 4000K/CRI 80 - 220÷240V

2700K

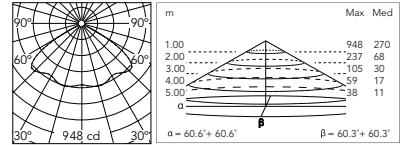
- Non Dimmable
- FA53907606
- FA53907633
- 1-10V
- FA53907606-310
- FA53907633-310
- Dali
- FA53907606-300
- FA53907633-300

3000K

- Non Dimmable
- FA53907506
- FA53907533
- 1-10V
- FA53907506-310
- FA53907533-310
- Dali
- FA53907506-300
- FA53907533-300

4000K

- Non Dimmable
- FA53907406
- FA53907433
- 1-10V
- FA53907406-310
- FA53907433-310
- Dali
- FA53907406-300
- FA53907433-300



@ 3000K

Asymmetric Optic

Power Led: 39W - 4122 lm ≠ OUTPUT 3173 lm - 2700K/CRI 80 - 220÷240V / 39W - 4416 lm ≠ OUTPUT 3400 lm - 3000K/CRI 80 - 220÷240V / 39W - 4563 lm ≠ OUTPUT 3513 lm - 4000K/CRI 80 - 220÷240V

2700K

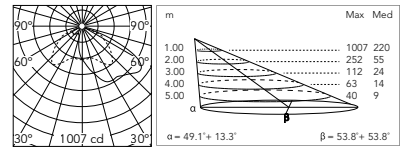
- Non Dimmable
- FA53913006
- FA53913033
- 1-10V
- FA53913006-310
- FA53913033-310
- Dali
- FA53913006-300
- FA53913033-300

3000K

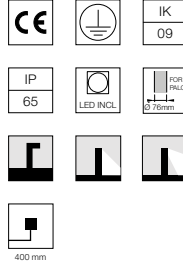
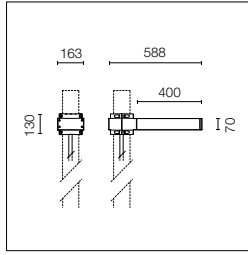
- Non Dimmable
- FA53914806
- FA53914833
- 1-10V
- FA53914806-310
- FA53914833-310
- Dali
- FA53914806-300
- FA53914833-300

4000K

- Non Dimmable
- FA53916606
- FA53916633
- 1-10V
- FA53916606-310
- FA53916633-310
- Dali
- FA53916606-300
- FA53916633-300



@ 3000K



Sorgente a LED inclusa. Alimentazione elettrica 220-240V ON/OFF e dimmerabile 1-10V o DALI integrata. Staffa di fissaggio inclusa. Dotato di spezzone di cavo uscente in neoprene 400 mm e connettore IP68. Attacco singolo per pali diametro 76 mm, palo da ordinare separatamente. Versione Smart- City a richiesta.

LED source included. Integrated power supply 220-240V ON/OFF and dimmable 1-10V or DALI. Fixing bracket included. Equipped with a 400mm protruding neoprene cable section and IP68 connectors. Single socket for 76mm diameter post. The post must be ordered separately. Smart-City version available upon request.

2200K disponibile su richiesta.

2200K available on request.

Optic 120° (Wide Spaces - Public Areas - Parking Areas)

Power Led: 39W - 4122 lm ≠ OUTPUT 3389 lm - 2700K/CRI 80 - 220÷240V / 39W - 4416 lm ≠ OUTPUT 3631 lm - 3000K/CRI 80 - 220÷240V / 39W - 4563 lm ≠ OUTPUT 3752 lm - 4000K/CRI 80 - 220÷240V

2700K

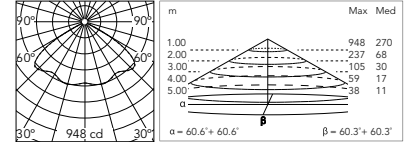
- Non Dimmable
- FA53907806
- FA53907833
- 1-10V
- FA53907806-310
- FA53907833-310
- Dali
- FA53907806-300
- FA53907833-300

3000K

- Non Dimmable
- FA53903906
- FA53903933
- 1-10V
- FA53903906-310
- FA53903933-310
- Dali
- FA53903906-300
- FA53903933-300

4000K

- Non Dimmable
- FA53903806
- FA53903833
- 1-10V
- FA53903806-310
- FA53903833-310
- Dali
- FA53903806-300
- FA53903833-300



@ 3000K

Asymmetric Optic

Power Led: 39W - 4122 lm ≠ OUTPUT 3173 lm - 2700K/CRI 80 - 220÷240V / 39W - 4416 lm ≠ OUTPUT 3400 lm - 3000K/CRI 80 - 220÷240V / 39W - 4563 lm ≠ OUTPUT 3513 lm - 4000K/CRI 80 - 220÷240V

2700K

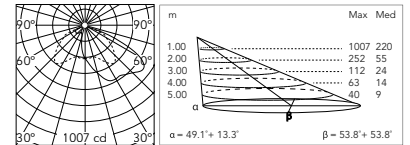
- Non Dimmable
- FA53913206
- FA53913233
- 1-10V
- FA53913206-310
- FA53913233-310
- Dali
- FA53913206-300
- FA53913233-300

3000K

- Non Dimmable
- FA53915006
- FA53915033
- 1-10V
- FA53915006-310
- FA53915033-310
- Dali
- FA53915006-300
- FA53915033-300

4000K

- Non Dimmable
- FA53916806
- FA53916833
- 1-10V
- FA53916806-310
- FA53916833-310
- Dali
- FA53916806-300
- FA53916833-300



@ 3000K

Street Light Optic

Power Led: 39W - 4122 lm ≠ OUTPUT 3102 lm - 2700K/CRI 80 - 220÷240V / 39W - 4416 lm ≠ OUTPUT 3323 lm - 3000K/CRI 80 - 220÷240V / 39W - 4563 lm ≠ OUTPUT 3434 lm - 4000K/CRI 80 - 220÷240V

2700K

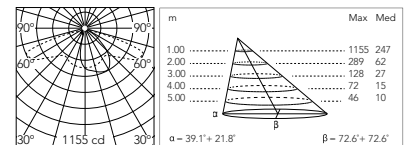
- Non Dimmable
- FA53908006
- FA53908033
- 1-10V
- FA53908006-310
- FA53908033-310
- Dali
- FA53908006-300
- FA53908033-300

3000K

- Non Dimmable
- FA53904206
- FA53904233
- 1-10V
- FA53904206-310
- FA53904233-310
- Dali
- FA53904206-300
- FA53904233-300

4000K

- Non Dimmable
- FA53904106
- FA53904133
- 1-10V
- FA53904106-310
- FA53904133-310
- Dali
- FA53904106-300
- FA53904133-300



@ 3000K

Street Light Optic (Foot and Cycle Paths)

Power Led: 39W - 4122 lm ≠ OUTPUT 3130 lm - 2700K/CRI 80 - 220÷240V / 39W - 4416 lm ≠ OUTPUT 3354 lm - 3000K/CRI 80 - 220÷240V / 39W - 4563 lm ≠ OUTPUT 3466 lm - 4000K/CRI 80 - 220÷240V

2700K

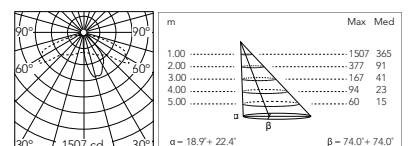
- Non Dimmable
- FA53908206
- FA53908233
- 1-10V
- FA53908206-310
- FA53908233-310
- Dali
- FA53908206-300
- FA53908233-300

3000K

- Non Dimmable
- FA53904506
- FA53904533
- 1-10V
- FA53904506-310
- FA53904533-310
- Dali
- FA53904506-300
- FA53904533-300

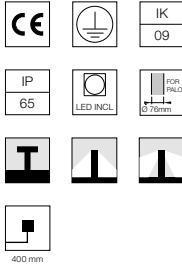
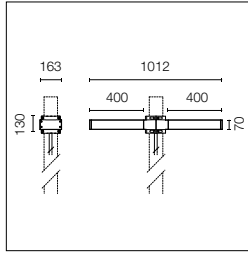
4000K

- Non Dimmable
- FA53904406
- FA53904433
- 1-10V
- FA53904406-310
- FA53904433-310
- Dali
- FA53904406-300
- FA53904433-300



@ 3000K

Dooku 400 - Double Top Pole ø76



Sorgente a LED inclusa. Alimentazione elettrica 220-240V ON/OFF e dimmerabile 1-10V o DALI integrata. Staffa di fissaggio inclusa. Dotato di spezzone di cavo uscente in neoprene 400 mm e connettore IP68. Attacco doppio per pali diametro 76 mm, palo da ordinare separatamente. Versione Smart-City a richiesta.

LED source included. Integrated power supply 220-240V ON/OFF and dimmable 1-10V or DALI. Fixing bracket included. Equipped with a 400mm protruding neoprene cable section and IP68 connectors. Double socket for 76mm diameter post. The post must be ordered separately. Smart-City version available upon request.

2200K disponibile su richiesta.

2200K available on request.

Optic 120° (Wide Spaces - Public Areas - Parking Areas)

Power Led: 39W - 2x4122 lm ≠ OUTPUT 2x3389 lm - 2700K/CRI 80 - 220÷240V / 39W - 2x4416 lm ≠ OUTPUT 2x3631 lm - 3000K/CRI 80 - 220÷240V / 39W - 2x4563 lm ≠ OUTPUT 2x3752 lm - 4000K/CRI 80 - 220÷240V

2700K

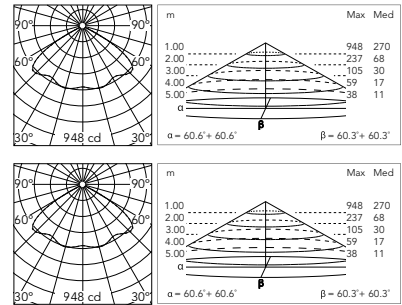
- Non Dimmable
- FA53908406
 - FA53908433
- 1-10V
- FA53908406-310
 - FA53908433-310
- Dali
- FA53908406-300
 - FA53908433-300

3000K

- Non Dimmable
- FA53904806
 - FA53904833
- 1-10V
- FA53904806-310
 - FA53904833-310
- Dali
- FA53904806-300
 - FA53904833-300

4000K

- Non Dimmable
- FA53904706
 - FA53904733
- 1-10V
- FA53904706-310
 - FA53904733-310
- Dali
- FA53904706-300
 - FA53904733-300



@ 3000K

Asymmetric Optic

Power Led: 39W - 2x4122 lm ≠ OUTPUT 2x3173 lm - 2700K/CRI 80 - 220÷240V / 39W - 2x4416 lm ≠ OUTPUT 2x3400 lm - 3000K/CRI 80 - 220÷240V / 39W - 2x4563 lm ≠ OUTPUT 2x3513 lm - 4000K/CRI 80 - 220÷240V

2700K

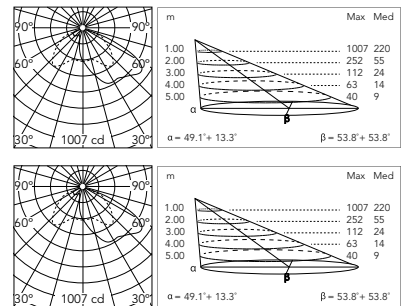
- Non Dimmable
- FA53913406
 - FA53913433
- 1-10V
- FA53913406-310
 - FA53913433-310
- Dali
- FA53913406-300
 - FA53913433-300

3000K

- Non Dimmable
- FA53915206
 - FA53915233
- 1-10V
- FA53915206-310
 - FA53915233-310
- Dali
- FA53915206-300
 - FA53915233-300

4000K

- Non Dimmable
- FA53917006
 - FA53917033
- 1-10V
- FA53917006-310
 - FA53917033-310
- Dali
- FA53917006-300
 - FA53917033-300



@ 3000K

Street Light Optic

Power Led: 39W - 2x4122 lm ≠ OUTPUT 2x3102 lm - 2700K/CRI 80 - 220÷240V / 39W - 2x4416 lm ≠ OUTPUT 2x3323 lm - 3000K/CRI 80 - 220÷240V / 39W - 2x4563 lm ≠ OUTPUT 2x3434 lm - 4000K/CRI 80 - 220÷240V

2700K

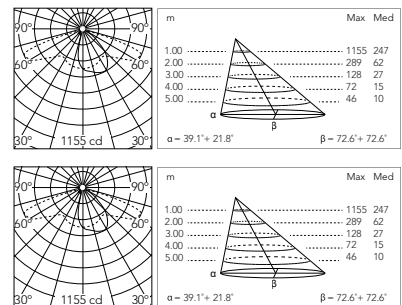
- Non Dimmable
- FA53908606
 - FA53908633
- 1-10V
- FA53908606-310
 - FA53908633-310
- Dali
- FA53908606-300
 - FA53908633-300

3000K

- Non Dimmable
- FA53905106
 - FA53905133
- 1-10V
- FA53905106-310
 - FA53905133-310
- Dali
- FA53905106-300
 - FA53905133-300

4000K

- Non Dimmable
- FA53905006
 - FA53905033
- 1-10V
- FA53905006-310
 - FA53905033-310
- Dali
- FA53905006-300
 - FA53905033-300



@ 3000K

Street Light Optic (Foot and Cycle Paths)

Power Led: 39W - 2x4122 lm ≠ OUTPUT 2x3130 lm - 2700K/CRI 80 - 220÷240V / 39W - 2x4416 lm ≠ OUTPUT 2x3354 lm - 3000K/CRI 80 - 220÷240V / 39W - 2x4563 lm ≠ OUTPUT 2x3466 lm - 4000K/CRI 80 - 220÷240V

2700K

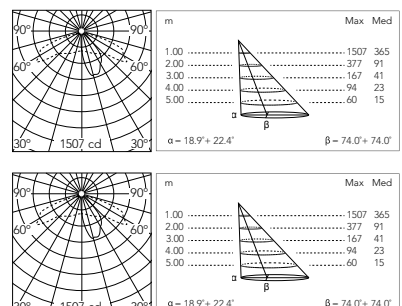
- Non Dimmable
- FA53908806
 - FA53908833
- 1-10V
- FA53908806-310
 - FA53908833-310
- Dali
- FA53908806-300
 - FA53908833-300

3000K

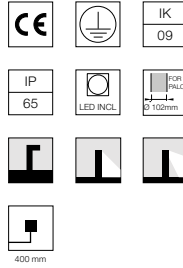
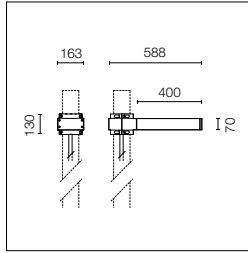
- Non Dimmable
- FA53905406
 - FA53905433
- 1-10V
- FA53905406-310
 - FA53905433-310
- Dali
- FA53905406-300
 - FA53905433-300

4000K

- Non Dimmable
- FA53905306
 - FA53905333
- 1-10V
- FA53905306-310
 - FA53905333-310
- Dali
- FA53905306-300
 - FA53905333-300



@ 3000K



Sorgente a LED inclusa. Alimentazione elettrica 220-240V ON/OFF e dimmerabile 1-10V o DALI integrata. Staffa di fissaggio inclusa. Dotato di spezzone di cavo uscente in neoprene 400 mm e connettore IP68. Attacco singolo per pali diametro 102mm, palo da ordinare separatamente. Versione Smart- City a richiesta.

LED source included. Integrated power supply 220-240V ON/OFF and dimmable 1-10V or DALI. Fixing bracket included. Equipped with a 400mm protruding neoprene cable section and IP68 connectors. Smart-City version available upon request. Single socket for 102mm diameter post. The post must be ordered separately. Smart-City version available upon request.

2200K disponibile su richiesta.

2200K available on request.

Optic 120° (Wide Spaces - Public Areas - Parking Areas)

Power Led: 39W - 4122 lm ≠ OUTPUT 3389 lm - 2700K/CRI 80 - 220÷240V / 39W - 4416 lm ≠ OUTPUT 3631 lm - 3000K/CRI 80 - 220÷240V / 39W - 4563 lm ≠ OUTPUT 3752 lm - 4000K/CRI 80 - 220÷240V

2700K

Non Dimmable

- FA53909006
- FA53909033
- 1-10V
- FA53909006-310
- FA53909033-310
- Dali
- FA53909006-300
- FA53909033-300

3000K

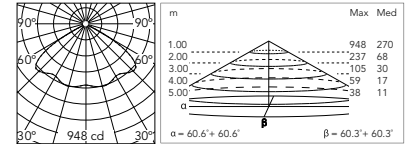
Non Dimmable

- FA53905706
- FA53905733
- 1-10V
- FA53905706-310
- FA53905733-310
- Dali
- FA53905706-300
- FA53905733-300

4000K

Non Dimmable

- FA53905606
- FA53905633
- 1-10V
- FA53905606-310
- FA53905633-310
- Dali
- FA53905606-300
- FA53905633-300



@ 3000K

Asymmetric Optic

Power Led: 39W - 4122 lm ≠ OUTPUT 3173 lm - 2700K/CRI 80 - 220÷240V / 39W - 4416 lm ≠ OUTPUT 3400 lm - 3000K/CRI 80 - 220÷240V / 39W - 4563 lm ≠ OUTPUT 3513 lm - 4000K/CRI 80 - 220÷240V

2700K

Non Dimmable

- FA53913606
- FA53913633
- 1-10V
- FA53913606-310
- FA53913633-310
- Dali
- FA53913606-300
- FA53913633-300

3000K

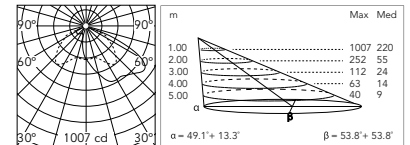
Non Dimmable

- FA53915406
- FA53915433
- 1-10V
- FA53915406-310
- FA53915433-310
- Dali
- FA53915406-300
- FA53915433-300

4000K

Non Dimmable

- FA53917206
- FA53917233
- 1-10V
- FA53917206-310
- FA53917233-310
- Dali
- FA53917206-300
- FA53917233-300



@ 3000K

Street Light Optic

Power Led: 39W - 4122 lm ≠ OUTPUT 3102 lm - 2700K/CRI 80 - 220÷240V / 39W - 4416 lm ≠ OUTPUT 3323 lm - 3000K/CRI 80 - 220÷240V / 39W - 4563 lm ≠ OUTPUT 3434 lm - 4000K/CRI 80 - 220÷240V

2700K

Non Dimmable

- FA53909206
- FA53909233
- 1-10V
- FA53909206-310
- FA53909233-310
- Dali
- FA53909206-300
- FA53909233-300

3000K

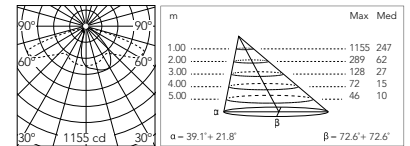
Non Dimmable

- FA53906006
- FA53906033
- 1-10V
- FA53906006-310
- FA53906033-310
- Dali
- FA53906006-300
- FA53906033-300

4000K

Non Dimmable

- FA53905906
- FA53905933
- 1-10V
- FA53905906-310
- FA53905933-310
- Dali
- FA53905906-300
- FA53905933-300



@ 3000K

Street Light Optic (Foot and Cycle Paths)

Power Led: 39W - 4122 lm ≠ OUTPUT 3130 lm - 2700K/CRI 80 - 220÷240V / 39W - 4416 lm ≠ OUTPUT 3354 lm - 3000K/CRI 80 - 220÷240V / 39W - 4563 lm ≠ OUTPUT 3466 lm - 4000K/CRI 80 - 220÷240V

2700K

Non Dimmable

- FA53909406
- FA53909433
- 1-10V
- FA53909406-310
- FA53909433-310
- Dali
- FA53909406-300
- FA53909433-300

3000K

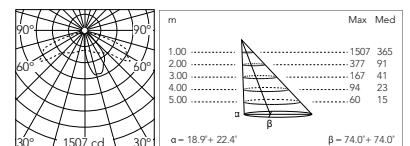
Non Dimmable

- FA53906306
- FA53906333
- 1-10V
- FA53906306-310
- FA53906333-310
- Dali
- FA53906306-300
- FA53906333-300

4000K

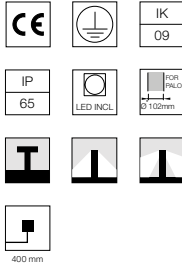
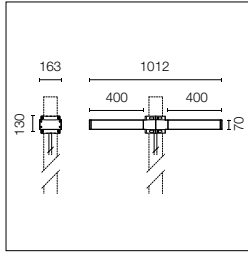
Non Dimmable

- FA53906206
- FA53906233
- 1-10V
- FA53906206-310
- FA53906233-310
- Dali
- FA53906206-300
- FA53906233-300



@ 3000K

Dooku 400 - Double Top Pole ø102



Sorgente a LED inclusa. Alimentazione elettrica 220-240V ON/OFF e dimmerabile 1-10V o DALI integrata. Staffa di fissaggio inclusa. Dotato di spezzone di cavo uscente in neoprene 400 mm e connettore IP68. Attacco doppio per pali diametro 102 mm, palo da ordinare separatamente. Versione Smart-City a richiesta.

LED source included. Integrated power supply 220-240V ON/OFF and dimmable 1-10V or DALI. Fixing bracket included. Equipped with a 400mm protruding neoprene cable section and IP68 connectors. Double socket for 102mm diameter post. The post must be ordered separately. Smart-City version available upon request.

2200K disponibile su richiesta.

2200K available on request.

Optic 120° (Wide Spaces - Public Areas - Parking Areas)

Power Led: 39W - 2x4122 lm ≠ OUTPUT 2x3389 lm - 2700K/CRI 80 - 220÷240V / 39W - 2x4416 lm ≠ OUTPUT 2x3631 lm - 3000K/CRI 80 - 220÷240V / 39W - 2x4563 lm ≠ OUTPUT 2x3752 lm - 4000K/CRI 80 - 220÷240V

2700K

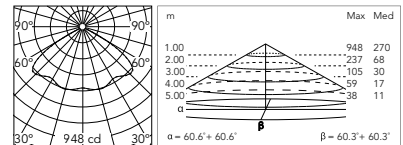
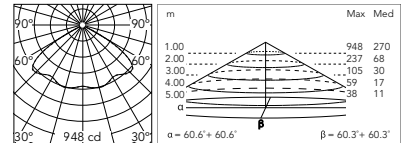
- Non Dimmable
- FA53909606
- FA53909633
- 1-10V
- FA53909606-310
- FA53909633-310
- Dali
- FA53909606-300
- FA53909633-300

3000K

- Non Dimmable
- FA53906606
- FA53906633
- 1-10V
- FA53906606-310
- FA53906633-310
- Dali
- FA53906606-300
- FA53906633-300

4000K

- Non Dimmable
- FA53906506
- FA53906533
- 1-10V
- FA53906506-310
- FA53906533-310
- Dali
- FA53906506-300
- FA53906533-300



@ 3000K

Asymmetric Optic

Power Led: 39W - 2x4122 lm ≠ OUTPUT 2x3173 lm - 2700K/CRI 80 - 220÷240V / 39W - 2x4416 lm ≠ OUTPUT 2x3400 lm - 3000K/CRI 80 - 220÷240V / 39W - 2x4563 lm ≠ OUTPUT 2x3513 lm - 4000K/CRI 80 - 220÷240V

2700K

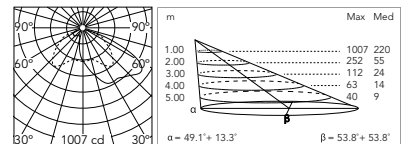
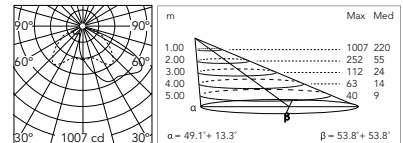
- Non Dimmable
- FA53913806
- FA53913833
- 1-10V
- FA53913806-310
- FA53913833-310
- Dali
- FA53913806-300
- FA53913833-300

3000K

- Non Dimmable
- FA53915606
- FA53915633
- 1-10V
- FA53915606-310
- FA53915633-310
- Dali
- FA53915606-300
- FA53915633-300

4000K

- Non Dimmable
- FA53917406
- FA53917433
- 1-10V
- FA53917406-310
- FA53917433-310
- Dali
- FA53917406-300
- FA53917433-300



@ 3000K

Street Light Optic

Power Led: 39W - 2x4122 lm ≠ OUTPUT 2x3102 lm - 2700K/CRI 80 - 220÷240V / 39W - 2x4416 lm ≠ OUTPUT 2x3323 lm - 3000K/CRI 80 - 220÷240V / 39W - 2x4563 lm ≠ OUTPUT 2x3434 lm - 4000K/CRI 80 - 220÷240V

2700K

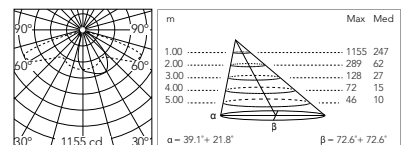
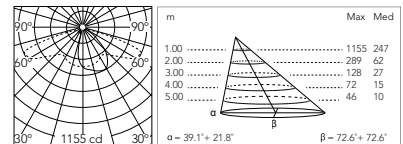
- Non Dimmable
- FA53909806
- FA53909833
- 1-10V
- FA53909806-310
- FA53909833-310
- Dali
- FA53909806-300
- FA53909833-300

3000K

- Non Dimmable
- FA53906806
- FA53906833
- 1-10V
- FA53906806-310
- FA53906833-310
- Dali
- FA53906806-300
- FA53906833-300

4000K

- Non Dimmable
- FA53906806
- FA53906833
- 1-10V
- FA53906806-310
- FA53906833-310
- Dali
- FA53906806-300
- FA53906833-300



@ 3000K

Street Light Optic (Foot and Cycle Paths)

Power Led: 39W - 2x4122 lm ≠ OUTPUT 2x3130 lm - 2700K/CRI 80 - 220÷240V / 39W - 2x4416 lm ≠ OUTPUT 2x3354 lm - 3000K/CRI 80 - 220÷240V / 39W - 2x4563 lm ≠ OUTPUT 2x3466 lm - 4000K/CRI 80 - 220÷240V

2700K

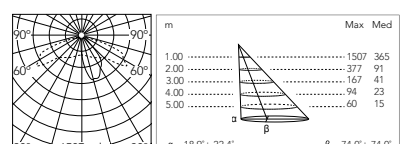
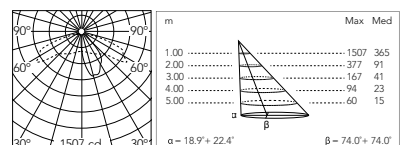
- Non Dimmable
- FA53910006
- FA53910033
- 1-10V
- FA53910006-310
- FA53910033-310
- Dali
- FA53910006-300
- FA53910033-300

3000K

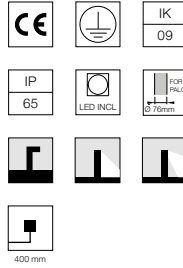
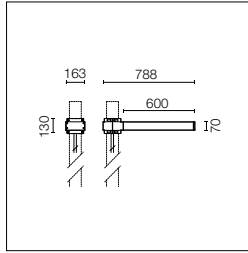
- Non Dimmable
- FA53907206
- FA53907233
- 1-10V
- FA53907206-310
- FA53907233-310
- Dali
- FA53907206-300
- FA53907233-300

4000K

- Non Dimmable
- FA53907106
- FA53907133
- 1-10V
- FA53907106-310
- FA53907133-310
- Dali
- FA53907106-300
- FA53907133-300



@ 3000K



Sorgente a LED inclusa. Alimentazione elettrica 220-240V ON/OFF e dimmerabile 1-10V o DALI integrata. Staffa di fissaggio inclusa. Dotato di spezzone di cavo uscente in neoprene 400 mm e connettore IP68. Attacco singolo per pali diametro 76mm, palo da ordinare separatamente. Versione Smart- City a richiesta.

LED source included. Integrated power supply 220-240V ON/OFF and dimmable 1-10V or DALI. Fixing bracket included. Equipped with a 400mm protruding neoprene cable section and IP68 connectors. Smart-City version available upon request. Single socket for 76mm diameter post. The post must be ordered separately. Smart-City version available upon request.

2200K disponibile su richiesta.

2200K available on request.

Optic 120° (Wide Spaces - Public Areas - Parking Areas)

Power Led: 78W - 8243 lm ≠ OUTPUT 6779 lm - 2700K/CRI 80 - 220÷240V / 78W - 8832 lm ≠ OUTPUT 7263 lm - 3000K/CRI 80 - 220÷240V / 78W - 9126 lm ≠ OUTPUT 7505 lm - 4000K/CRI 80 - 220÷240V

2700K

Non Dimmable

- FA53910206
- FA53910233
- 1-10V
- FA53910206-310
- FA53910233-310
- Dali
- FA53910206-300
- FA53910233-300

3000K

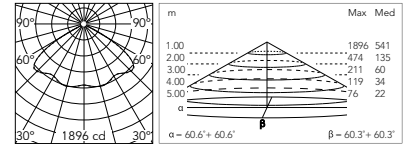
Non Dimmable

- FA53900306
- FA53900333
- 1-10V
- FA53900306-310
- FA53900333-310
- Dali
- FA53900306-300
- FA53900333-300

4000K

Non Dimmable

- FA53900206
- FA53900233
- 1-10V
- FA53900206-310
- FA53900233-310
- Dali
- FA53900206-300
- FA53900233-300



@ 3000K

Asymmetric Optic

Power Led: 78W - 8243 lm ≠ OUTPUT 6347 lm - 2700K/CRI 80 - 220÷240V / 78W - 8832 lm ≠ OUTPUT 6800 lm - 3000K/CRI 80 - 220÷240V / 78W - 9126 lm ≠ OUTPUT 7027 lm - 4000K/CRI 80 - 220÷240V

2700K

Non Dimmable

- FA53914006
- FA53914033
- 1-10V
- FA53914006-310
- FA53914033-310
- Dali
- FA53914006-300
- FA53914033-300

3000K

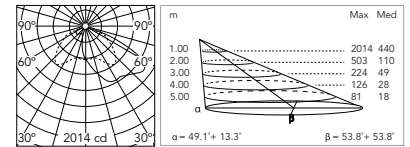
Non Dimmable

- FA53915806
- FA53915833
- 1-10V
- FA53915806-310
- FA53915833-310
- Dali
- FA53915806-300
- FA53915833-300

4000K

Non Dimmable

- FA53917606
- FA53917633
- 1-10V
- FA53917606-310
- FA53917633-310
- Dali
- FA53917606-300
- FA53917633-300



@ 3000K

Street Light Optic

Power Led: 78W - 8243 lm ≠ OUTPUT 6203 lm - 2700K/CRI 80 - 220÷240V / 78W - 8832 lm ≠ OUTPUT 6646 lm - 3000K/CRI 80 - 220÷240V / 78W - 9126 lm ≠ OUTPUT 6868 lm - 4000K/CRI 80 - 220÷240V

2700K

Non Dimmable

- FA53910406
- FA53910433
- 1-10V
- FA53910406-310
- FA53910433-310
- Dali
- FA53910406-300
- FA53910433-300

3000K

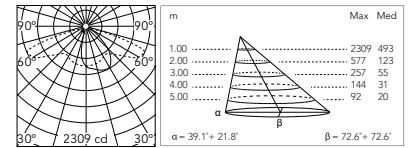
Non Dimmable

- FA53900606
- FA53900633
- 1-10V
- FA53900606-310
- FA53900633-310
- Dali
- FA53900606-300
- FA53900633-300

4000K

Non Dimmable

- FA53900506
- FA53900533
- 1-10V
- FA53900506-310
- FA53900533-310
- Dali
- FA53900506-300
- FA53900533-300



@ 3000K

Street Light Optic (Foot and Cycle Paths)

Power Led: 78W - 8243 lm ≠ OUTPUT 6261 lm - 2700K/CRI 80 - 220÷240V / 78W - 8832 lm ≠ OUTPUT 6708 lm - 3000K/CRI 80 - 220÷240V / 78W - 9126 lm ≠ OUTPUT 6932 lm - 4000K/CRI 80 - 220÷240V

2700K

Non Dimmable

- FA53910606
- FA53910633
- 1-10V
- FA53910606-310
- FA53910633-310
- Dali
- FA53910606-300
- FA53910633-300

3000K

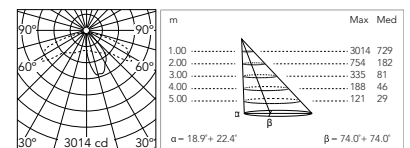
Non Dimmable

- FA53900906
- FA53900933
- 1-10V
- FA53900906-310
- FA53900933-310
- Dali
- FA53900906-300
- FA53900933-300

4000K

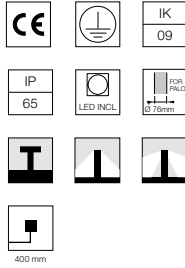
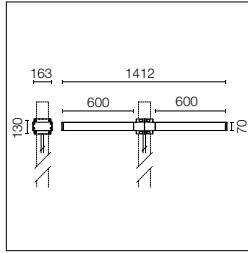
Non Dimmable

- FA53900806
- FA53900833
- 1-10V
- FA53900806-310
- FA53900833-310
- Dali
- FA53900806-300
- FA53900833-300



@ 3000K

Dooku 600 - Double Top Pole ø76



Sorgente a LED inclusa. Alimentazione elettrica 220-240V ON/OFF e dimmerabile 1-10V o DALI integrata. Staffa di fissaggio inclusa. Dotato di spezzone di cavo uscente in neoprene 400 mm e connettore IP68. Attacco doppio per pali diametro 76 mm, palo da ordinare separatamente. Versione Smart- City a richiesta.

LED source included. Integrated power supply 220-240V ON/OFF and dimmable 1-10V or DALI. Fixing bracket included. Equipped with a 400mm protruding neoprene cable section and IP68 connectors. Double socket for 76mm diameter post. The post must be ordered separately. Smart-City version available upon request.

2200K disponibile su richiesta.

2200K available on request.

Optic 120° (Wide Spaces - Public Areas - Parking Areas)

Power Led: 78W - 2x8243 lm ≠ OUTPUT 2x6779 lm - 2700K/CRI 80 - 220÷240V / 78W - 2x8832 lm ≠ OUTPUT 2x7263 lm - 3000K/CRI 80 - 220÷240V / 78W - 2x9126 lm ≠ OUTPUT 2x7505 lm - 4000K/CRI 80 - 220÷240V

2700K

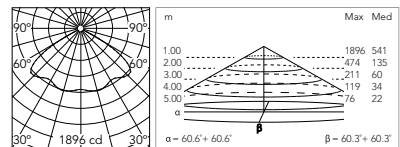
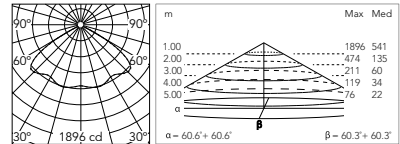
- Non Dimmable
- FA53910806
 - FA53910833
- 1-10V
- FA53910806-310
 - FA53910833-310
- Dali
- FA53910806-300
 - FA53910833-300

3000K

- Non Dimmable
- FA53901206
 - FA53901233
- 1-10V
- FA53901206-310
 - FA53901233-310
- Dali
- FA53901206-300
 - FA53901233-300

4000K

- Non Dimmable
- FA53901106
 - FA53901133
- 1-10V
- FA53901106-310
 - FA53901133-310
- Dali
- FA53901106-300
 - FA53901133-300



@ 3000K

Asymmetric Optic

Power Led: 78W - 2x8243 lm ≠ OUTPUT 2x6347 lm - 2700K/CRI 80 - 220÷240V / 78W - 2x8832 lm ≠ OUTPUT 2x6800 lm - 3000K/CRI 80 - 220÷240V / 78W - 2x9126 lm ≠ OUTPUT 2x7027 lm - 4000K/CRI 80 - 220÷240V

2700K

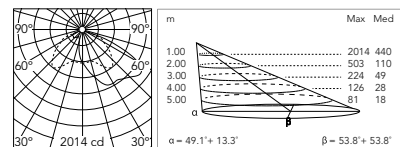
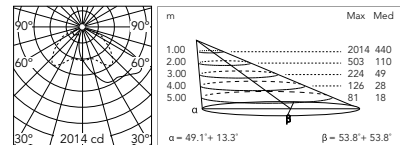
- Non Dimmable
- FA53914206
 - FA53914233
- 1-10V
- FA53914206-310
 - FA53914233-310
- Dali
- FA53914206-300
 - FA53914233-300

3000K

- Non Dimmable
- FA53916006
 - FA53916033
- 1-10V
- FA53916006-310
 - FA53916033-310
- Dali
- FA53916006-300
 - FA53916033-300

4000K

- Non Dimmable
- FA53917806
 - FA53917833
- 1-10V
- FA53917806-310
 - FA53917833-310
- Dali
- FA53917806-300
 - FA53917833-300



@ 3000K

Street Light Optic

Power Led: 78W - 2x8243 lm ≠ OUTPUT 2x6203 lm - 2700K/CRI 80 - 220÷240V / 78W - 2x8832 lm ≠ OUTPUT 2x6646 lm - 3000K/CRI 80 - 220÷240V / 78W - 2x9126 lm ≠ OUTPUT 2x6868 lm - 4000K/CRI 80 - 220÷240V

2700K

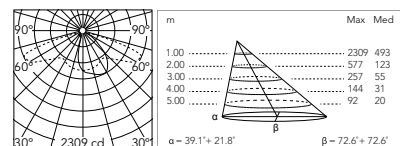
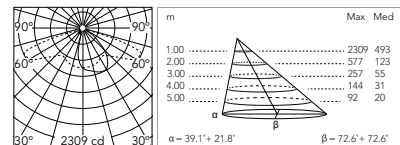
- Non Dimmable
- FA53911006
 - FA53911033
- 1-10V
- FA53911006-310
 - FA53911033-310
- Dali
- FA53911006-300
 - FA53911033-300

3000K

- Non Dimmable
- FA53901506
 - FA53901533
- 1-10V
- FA53901506-310
 - FA53901533-310
- Dali
- FA53901506-300
 - FA53901533-300

4000K

- Non Dimmable
- FA53901406
 - FA53901433
- 1-10V
- FA53901406-310
 - FA53901433-310
- Dali
- FA53901406-300
 - FA53901433-300



@ 3000K

Street Light Optic (Foot and Cycle Paths)

Power Led: 78W - 2x8243 lm ≠ OUTPUT 2x6261 lm - 2700K/CRI 80 - 220÷240V / 78W - 2x8832 lm ≠ OUTPUT 2x6708 lm - 3000K/CRI 80 - 220÷240V / 78W - 2x9126 lm ≠ OUTPUT 2x6932 lm - 4000K/CRI 80 - 220÷240V

2700K

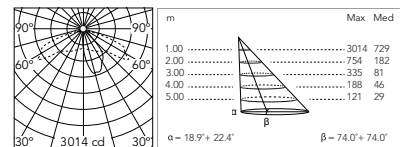
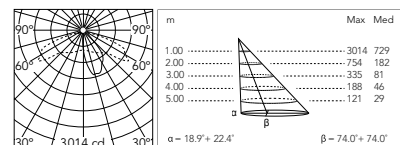
- Non Dimmable
- FA53911206
 - FA53911233
- 1-10V
- FA53911206-310
 - FA53911233-310
- Dali
- FA53911206-300
 - FA53911233-300

3000K

- Non Dimmable
- FA53901806
 - FA53901833
- 1-10V
- FA53901806-310
 - FA53901833-310
- Dali
- FA53901806-300
 - FA53901833-300

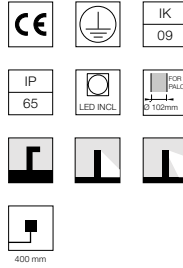
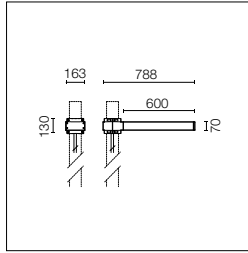
4000K

- Non Dimmable
- FA53901706
 - FA53901733
- 1-10V
- FA53901706-310
 - FA53901733-310
- Dali
- FA53901706-300
 - FA53901733-300



@ 3000K

Dooku 600 - Single Top Pole ø102



Sorgente a LED inclusa. Alimentazione elettrica 220-240V ON/OFF e dimmerabile 1-10V o DALI integrata. Staffa di fissaggio inclusa. Dotato di spezzone di cavo uscente in neoprene 400 mm e connettore IP68. Attacco singolo per pali diametro 102mm, palo da ordinare separatamente. Versione Smart- City a richiesta.

LED source included. Integrated power supply 220-240V ON/OFF and dimmable 1-10V or DALI. Fixing bracket included. Equipped with a 400mm protruding neoprene cable section and IP68 connectors. Smart-City version available upon request. Single socket for 102mm diameter post. The post must be ordered separately. Smart-City version available upon request.

2200K disponibile su richiesta.

2200K available on request.

Optic 120° (Wide Spaces - Public Areas - Parking Areas)

Power Led: 78W - 8243 lm ≠ OUTPUT 6779 lm - 2700K/CRI 80 - 220÷240V / 78W - 8832 lm ≠ OUTPUT 7263 lm - 3000K/CRI 80 - 220÷240V / 78W - 9126 lm ≠ OUTPUT 7505 lm - 4000K/CRI 80 - 220÷240V

2700K

Non Dimmable

- FA53911406
- FA53911433
- 1-10V
- FA53911406-310
- FA53911433-310
- Dali
- FA53911406-300
- FA53911433-300

3000K

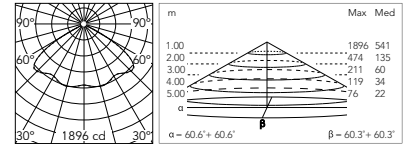
Non Dimmable

- FA53902106
- FA53902133
- 1-10V
- FA53902106-310
- FA53902133-310
- Dali
- FA53902106-300
- FA53902133-300

4000K

Non Dimmable

- FA53902006
- FA53902033
- 1-10V
- FA53902006-310
- FA53902033-310
- Dali
- FA53902006-300
- FA53902033-300



@ 3000K

Asymmetric Optic

Power Led: 78W - 8243 lm ≠ OUTPUT 6347 lm - 2700K/CRI 80 - 220÷240V / 78W - 8832 lm ≠ OUTPUT 6800 lm - 3000K/CRI 80 - 220÷240V / 78W - 9126 lm ≠ OUTPUT 7027 lm - 4000K/CRI 80 - 220÷240V

2700K

Non Dimmable

- FA53914406
- FA53914433
- 1-10V
- FA53914406-310
- FA53914433-310
- Dali
- FA53914406-300
- FA53914433-300

3000K

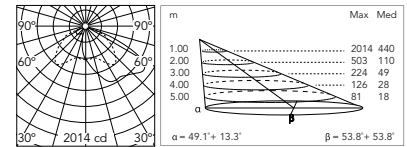
Non Dimmable

- FA53916206
- FA53916233
- 1-10V
- FA53916206-310
- FA53916233-310
- Dali
- FA53916206-300
- FA53916233-300

4000K

Non Dimmable

- FA53918006
- FA53918033
- 1-10V
- FA53918006-310
- FA53918033-310
- Dali
- FA53918006-300
- FA53918033-300



@ 3000K

Street Light Optic

Power Led: 78W - 8243 lm ≠ OUTPUT 6203 lm - 2700K/CRI 80 - 220÷240V / 78W - 8832 lm ≠ OUTPUT 6646 lm - 3000K/CRI 80 - 220÷240V / 78W - 9126 lm ≠ OUTPUT 6868 lm - 4000K/CRI 80 - 220÷240V

2700K

Non Dimmable

- FA53911606
- FA53911633
- 1-10V
- FA53911606-310
- FA53911633-310
- Dali
- FA53911606-300
- FA53911633-300

3000K

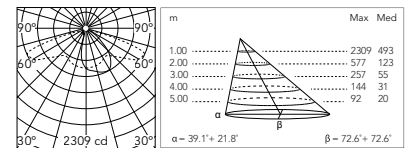
Non Dimmable

- FA53902406
- FA53902433
- 1-10V
- FA53902406-310
- FA53902433-310
- Dali
- FA53902406-300
- FA53902433-300

4000K

Non Dimmable

- FA53902306
- FA53902333
- 1-10V
- FA53902306-310
- FA53902333-310
- Dali
- FA53902306-300
- FA53902333-300



@ 3000K

Street Light Optic (Foot and Cycle Paths)

Power Led: 78W - 8243 lm ≠ OUTPUT 6261 lm - 2700K/CRI 80 - 220÷240V / 78W - 8832 lm ≠ OUTPUT 6708 lm - 3000K/CRI 80 - 220÷240V / 78W - 9126 lm ≠ OUTPUT 6932 lm - 4000K/CRI 80 - 220÷240V

2700K

Non Dimmable

- FA53911806
- FA53911833
- 1-10V
- FA53911806-310
- FA53911833-310
- Dali
- FA53911806-300
- FA53911833-300

3000K

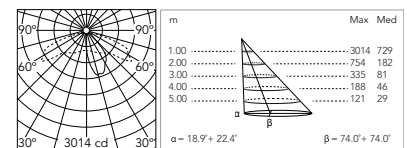
Non Dimmable

- FA53902706
- FA53902733
- 1-10V
- FA53902706-310
- FA53902733-310
- Dali
- FA53902706-300
- FA53902733-300

4000K

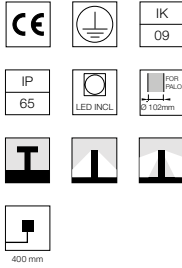
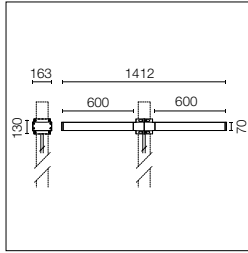
Non Dimmable

- FA53902606
- FA53902633
- 1-10V
- FA53902606-310
- FA53902633-310
- Dali
- FA53902606-300
- FA53902633-300



@ 3000K

Dooku 600 - Double Top Pole ø102



Sorgente a LED inclusa. Alimentazione elettrica 220-240V ON/OFF e dimmerabile 1-10V o DALI integrata. Staffa di fissaggio inclusa. Dotato di spezzone di cavo uscente in neoprene 400 mm e connettore IP68. Attacco doppio per pali diametro 102 mm, palo da ordinare separatamente. Versione Smart-City a richiesta.

LED source included. Integrated power supply 220-240V ON/OFF and dimmable 1-10V or DALI. Fixing bracket included. Equipped with a 400mm protruding neoprene cable section and IP68 connectors. Double socket for 102mm diameter post. The post must be ordered separately. Smart-City version available upon request.

2200K disponibile su richiesta.

2200K available on request.

Optic 120° (Wide Spaces - Public Areas - Parking Areas)

Power Led: 78W - 2x8243 lm ≠ OUTPUT 2x6779 lm - 2700K/CRI 80 - 220÷240V / 78W - 2x8832 lm ≠ OUTPUT 2x7263 lm - 3000K/CRI 80 - 220÷240V / 78W - 2x9126 lm ≠ OUTPUT 2x7505 lm - 4000K/CRI 80 - 220÷240V

2700K

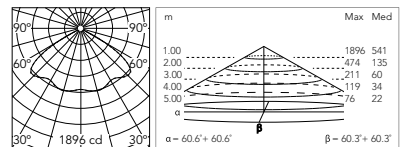
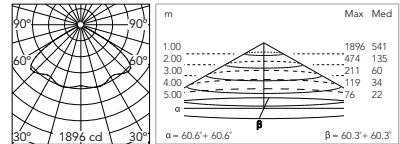
- Non Dimmable
- FA53912006
- FA53912033
- 1-10V
- FA53912006-310
- FA53912033-310
- Dali
- FA53912006-300
- FA53912033-300

3000K

- Non Dimmable
- FA53903006
- FA53903033
- 1-10V
- FA53903006-310
- FA53903033-310
- Dali
- FA53903006-300
- FA53903033-300

4000K

- Non Dimmable
- FA53902906
- FA53902933
- 1-10V
- FA53902906-310
- FA53902933-310
- Dali
- FA53902906-300
- FA53902933-300



@ 3000K

Asymmetric Optic

Power Led: 78W - 2x8243 lm ≠ OUTPUT 2x6347 lm - 2700K/CRI 80 - 220÷240V / 78W - 2x8832 lm ≠ OUTPUT 2x6800 lm - 3000K/CRI 80 - 220÷240V / 78W - 2x9126 lm ≠ OUTPUT 2x7027 lm - 4000K/CRI 80 - 220÷240V

2700K

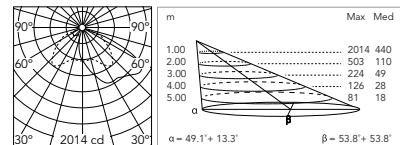
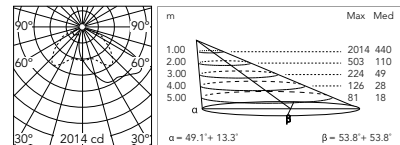
- Non Dimmable
- FA53914606
- FA53914633
- 1-10V
- FA53914606-310
- FA53914633-310
- Dali
- FA53914606-300
- FA53914633-300

3000K

- Non Dimmable
- FA53916406
- FA53916433
- 1-10V
- FA53916406-310
- FA53916433-310
- Dali
- FA53916406-300
- FA53916433-300

4000K

- Non Dimmable
- FA53918206
- FA53918233
- 1-10V
- FA53918206-310
- FA53918233-310
- Dali
- FA53918206-300
- FA53918233-300



@ 3000K

Street Light Optic

Power Led: 78W - 2x8243 lm ≠ OUTPUT 2x6203 lm - 2700K/CRI 80 - 220÷240V / 78W - 2x8832 lm ≠ OUTPUT 2x6646 lm - 3000K/CRI 80 - 220÷240V / 78W - 2x9126 lm ≠ OUTPUT 2x6868 lm - 4000K/CRI 80 - 220÷240V

2700K

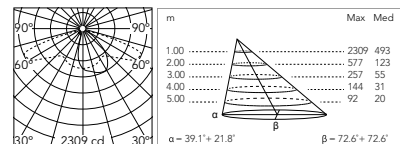
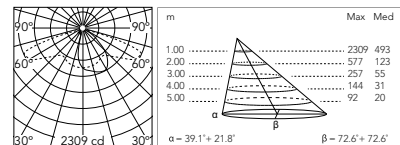
- Non Dimmable
- FA53912206
- FA53912233
- 1-10V
- FA53912206-310
- FA53912233-310
- Dali
- FA53912206-300
- FA53912233-300

3000K

- Non Dimmable
- FA53903306
- FA53903333
- 1-10V
- FA53903306-310
- FA53903333-310
- Dali
- FA53903306-300
- FA53903333-300

4000K

- Non Dimmable
- FA53903206
- FA53903233
- 1-10V
- FA53903206-310
- FA53903233-310
- Dali
- FA53903206-300
- FA53903233-300



@ 3000K

Street Light Optic (Foot and Cycle Paths)

Power Led: 78W - 2x8243 lm ≠ OUTPUT 2x6261 lm - 2700K/CRI 80 - 220÷240V / 78W - 2x8832 lm ≠ OUTPUT 2x6708 lm - 3000K/CRI 80 - 220÷240V / 78W - 2x9126 lm ≠ OUTPUT 2x6932 lm - 4000K/CRI 80 - 220÷240V

2700K

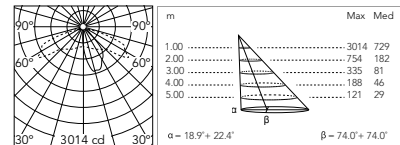
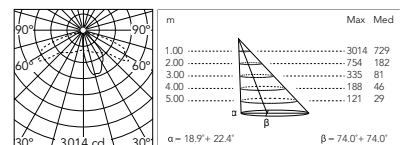
- Non Dimmable
- FA53912406
- FA53912433
- 1-10V
- FA53912406-310
- FA53912433-310
- Dali
- FA53912406-300
- FA53912433-300

3000K

- Non Dimmable
- FA53903606
- FA53903633
- 1-10V
- FA53903606-310
- FA53903633-310
- Dali
- FA53903606-300
- FA53903633-300

4000K

- Non Dimmable
- FA53903506
- FA53903533
- 1-10V
- FA53903506-310
- FA53903533-310
- Dali
- FA53903506-300
- FA53903533-300



@ 3000K

Dooku / Ø 76mm - Poles

Con Base e Portella con Morsettiera.

With Base and Access Door .
With Terminal Block 4x1,5-16mmq.



H 3500mm


- FA24806
- FA24833

H 4500mm

- FA24906
- FA24933

Da Interrare (+500 mm Interrati) e Portella con Morsettiera

In-Ground (+500 mm Root) With Access Door
With Terminal Block 4x1,5-16mmq



H 3500mm

- FA25006
- FA25033

H 4500mm

- FA25106
- FA25133

Dooku / Ø 102mm - Poles

Con Base e Portella con Morsettiera.

With Base and Access Door .
With Terminal Block 4x1,5-16mmq.



H 4000mm


- FA414006
- FA414033

H 5000mm

- FA415006
- FA415033

Da Interrare (+500 mm Interrati) e Portella con Morsettiera

In-Ground (+500 mm Root) With Access Door
With Terminal Block 4x1,5-16mmq



H 4000mm

- FA414506
- FA414533

H 5000mm

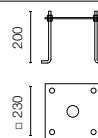
- FA415506
- FA415533

Dooku: Accessori / Accessories

Piastra tirafondi.

Base plate with bolt.

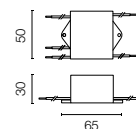
FA116



Dispositivo di protezione per il sovraccarico. 275Vac. Corrente massima di scarica 10KA (8/29µs). Massima corrente operativa 5A. Adatto per la connessione in serie. IP66.

Surge protection device. 275Vac. Maximum discharge current 10KA (8/20µs). Maximum operating current 5A. Suitable for series connection. IP66.

F990E00A000



Classi di isolamento delle lampade / Luminaires classification



Classe I: lampada la cui protezione contro la scarica elettrica non si basa solo sull'isolamento di base dell'apparecchio, ma su un ulteriore sistema di sicurezza che consiste nel collegamento dei componenti conduttivi accessibili a un conduttore di sicurezza (messa a terra) facente parte dell'impianto elettrico fisso.

Class I: Luminaire in which protection against electrical shocks is not just based on the basic insulation but also on an additional safety precautions consisting of connecting the accesible conductive parts to a safety conductor (earth).



Classe II: Lampada la cui protezione contro la scarica elettrica non si basa solo sull'isolamento di base dell'apparecchio, ma su un ulteriore misura di sicurezza che consiste in un doppio isolamento rinforzato senza dispositivi per la messa a terra.

Class II: Luminaire in which protection against electrical shocks is not just based on the basic insulation but also on an additional safety precautions consisting of double reinforced insulation without conductive parts to a safety conductor (earth).



Classe III: Lampada la cui protezione contro la scarica elettrica si basa su un sistema a bassissima tensione, che non viene mai superata. Una lampada di Classe III non deve mai essere fornita con la messa a terra.

Class III: Luminaire in which protection against electrical shocks is based on the very low safety supply voltage and no voltages are produced higher than this. A Class III luminaire must never be provided with earthing.

Omologazioni / Homologations



Tutte le lampade prodotte e presentate in questo programma sono state realizzate in conformità con la Norma Europea EN 60 598 e sono pertanto conformi ai requisiti definiti nella Direttiva CEE 73/23 (Direttiva di Bassa Tensione). La loro realizzazione garantisce anche la conformità alla Direttiva 89/336 per quanto concerne la Compatibilità Elettromagnetica. Tutti i prodotti rientranti nel campo di applicazione delle suddette Direttive riportano la marcatura CE, che ne attesta la conformità ai relativi requisiti.

All lamps manufactured and illustrated in this catalog comply with European Standard EN 60 598 and consequently meet the requirements set forth in Directive 73/23 EEC (Low Voltage Directive). They also comply with Directive 89/336 covering electromagnetic compatibility. All products falling under the scope of the above-mentioned Directives bear the CE mark as proof of their compliance with the respective requirements.



La presenza del marchio ENEC sul prodotto conferma l'adempimento della Normativa Europea e garantisce l'affidabilità del sistema organizzativo e produttivo responsabile della fabbricazione del prodotto, attraverso un ente di certificazione accreditato. Il marchio ENEC conferma il nostro impegno ed è la migliore garanzia in tema di sicurezza e qualità di tutti i nostri prodotti.

The ENEC mark on the product stands for the compliance of European Standard as well as a trustworthy organisation and product system and is guaranteed by an accredited certification body. This agreed mark stands for our engagement and represents the best guarantee in security and quality matter of our products.



L'Associazione Spagnola di Normalizzazione e Certificazione AENOR certifica che il Sistema di garanzia di qualità adottato dalla Antares Iluminación S. A. soddisfa i requisiti della Norma Europea EN ISO 9001: Sistema di Qualità.

The Spanish Association for Standards and Certification AENOR, certifies that quality assurance system adopted by Antares Iluminación, S.A. complies with the requirements of the standard UNE-EN ISO-9001 Quality Systems.

IP 20	Indice di protezione contro la penetrazione di corpi solidi e di liquidi.	Protection degree offered by the fixture to the ingress of solids and liquids.
IP 20	1a cifra, protezione contro la penetrazione dei corpi solidi: 0 Nessuna protezione - 1 Protezione contro i corpi solidi di dimensioni superiori a 50mm - 2 Protezione contro i corpi solidi di dimensioni superiori a 12mm - 3 Protezione contro i corpi solidi di dimensioni superiori a 2,5mm - 4 Protezione contro i corpi solidi di dimensioni superiori a 1mm - 5 Protezione contro la polvere - 6 Totalmente protetto contro la polvere.	1st figure, protection against penetration by solid bodies: 0 No protection - 1 Protected against solid bodies over 50 mm in diameter - 2 Protected against solid bodies over 12 mm in diameter - 3 Protected against solid bodies over 2,5 mm in diameter - 4 Protected against solid bodies over 1 mm in diameter - 5 Protected against dust - 6 Fully protected against dust.
IP 20	2a cifra, protezione contro l'infiltrazione di acqua: 0 Nessuna protezione - 1 Protezione contro la caduta in verticale di gocce d'acqua - 2 Protezione contro la caduta in verticale di gocce d'acqua con angolo di inclinazione max di 15° - 3 Protezione contro la caduta in verticale di gocce d'acqua con angolo di inclinazione max di 60° - 4 Protezione contro gli spruzzi d'acqua - 5 Protezione contro i getti d'acqua - 6 Protezione contro le ondate d'acqua - 7 Protezione contro l'immersione - 8 Protezione contro l'immersione prolungata.	2nd figure, protection against penetration by water: 0 No protection - 1 Protected against drops of water falling vertically - 2 Protected against drops of water at a max. inclination of 15 degrees - 3 Protected against drops of water at a max. inclination of 60 degrees - 4 Protected against splashed of water - 5 Protected against jets of water - 6 Protected against waves - 7 Protected against immersion - 8 Protected against long term immersion.

Simbologia / Pictography

In conformità con quanto previsto dal Regolamento 874/2012/EU, integrazione della Direttiva 2010/30/UE e relativo all'etichettatura indicante il consumo d'energia delle lampade elettriche e la compatibilità degli apparecchi di illuminazione con le diverse fonti luminose (integrate o con questi compatibili), Flos S.p.A. ha inserito le etichette richieste, in formato elettronico, sul proprio sito (www.flos.com) nell'area relativa ai prodotti.

Le modalità per scaricare le etichette, nelle diverse lingue previste a livello comunitario, sono le seguenti:

- Selezionare la collezione/il prodotto di interesse (per esempio <http://www.flos.com/decorative/en/products/floor/Arco>)
- Cliccare "Vedi scheda tecnica"
- Cliccare "Print Energy Label"
- Selezionare la lingua e stampare l'etichetta.

In accordance with the provisions of Regulation 874/2012/EU and integration of the Directive 2010/30/EU concerning labeling indicating the energy consumption of electric lamps and the compatibility of lighting appliances with different light sources (integrated or compatible with these), Flos SpA has inserted the required labels, in electronic form, on its website (www.flos.com) in the area relating to products.

The methods to download the labels in different languages envisaged at Community level are as follows:

- Choose the collection/product you are interested in (for ex: <http://www.flos.com/decorative/en/products/floor/Arco>)
- Click on "see specs sheet"
- Click on "Print Energy Label"
- Select the language and print the label.

Symbols

	<p>Resistenza al carico statico In conformità alle norme CEI EN 60598-2-13.</p>	<p>Static load: Resistance to static load. In compliance with CEI EN 60598-2-13 standards.</p>
	<p>Resistenza alla torsione e allo scorrimento del carico In conformità alle norme CEI EN 60598-2-13.</p>	<p>Drive over Resistance to torque and shear loads. In compliance with CEI EN 60598-2-13 standards.</p>
	<p>Temperatura del diffusore in conformità con la norma CEI EN 60598-2-13. Controllare che la temperatura "T max °C" del diffusore (testato a 25 °C), sia conforme con la normativa locale. Temperatura superficiale <70°C per sorgenti LED.</p>	<p>Diffuser temperature according to CEI EN 60598-2-13. Check that diffuser's temperature "T max °C" (tested at 25°C) complies with your local regulation. Glass surface temperature <70°C for LED source</p>
	<p>Consigli per la corretta installazione di apparecchi da incasso: E' importante prevedere un efficace sistema di drenaggio dell'acqua. L'apparecchio non deve essere installato in zone di ristagno.</p>	<p>Advice on installation of recessed luminaires: It is important to provide a consistent gravel layer or drain system to ensure good drainage and to avoid water stagnation. The luminaire must not be installed in hollow surfaces.</p>
	<p>Connessione elettrica: Connessione tramite uno o due ingresso cavo, oppure tramite apposito alimentatore remoto (disponibile separatamente).</p>	<p>Electric connection: Wiring through cable input, through two cable inputs or through a feeding transformer installed on remote position (to be ordered separately).</p>
	<p>Apparecchio dotato di uno o due ingressi cavo.</p>	<p>Luminaire is equipped with 1 or 2 cable input.</p>
	<p>Apparecchio dotato di cavo e spina.</p>	<p>Luminaire is equipped with cable and plug.</p>
	<p>Protezione contro l'ingresso d'acqua dal cavo.</p>	<p>Protection against water ingress from the cable</p>
	<p>Installazione a muro, a pavimento o a soffitto.</p>	<p>Surface installation on wall, on ground or on ceiling.</p>
	<p>Installazione a palo.</p>	<p>Installation on pole.</p>
	<p>Installazione ad incasso. Installazione a sospensione.</p>	<p>In-ground installation (recessed luminaire) Suspended fitting.</p>
	<p>Test filo incandescente IEC 60695-2-10: test utilizzato per simulare l'effetto del calore che potrebbe presentarsi nelle apparecchiature elettriche malfunzionanti, ad esempio con componenti sovraccarichi (temperatura specificata).</p>	<p>Glow wire test IEC 60695-2-10: the glow wire test is used to simulate the effect of heat as may arise in malfunctioning electrical equipment, such as with overloaded (specified temperature).</p>

Symbols

IK
09

Resistenza a impatti meccanici esterni:
Il codice IK si riferisce al massimo impatto esterno che l'apparecchio è in grado di sopportare, senza danni irreversibili. In conformità con gli standard EN50102.

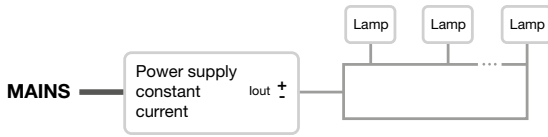
Resistance to external mechanical impacts:
IK code refers to the maximum external impact the luminaire is capable to withstand, without irreversible damage. In compliance with EN50102 standards.

IK code	Impact Energy (Joule)	Mass/Height
IK00	0,00	-----
IK01	0,15	0,2Kg/70mm
IK02	0,20	0,2Kg/100mm
IK03	0,35	0,2Kg/175mm
IK04	0,50	0,2Kg/250mm
IK05	0,70	0,2Kg/350mm
IK06	1,00	0,5Kg/200mm
IK07	2,00	0,5Kg/400mm
IK08	5,00	1,7Kg/295mm
IK09	10,00	5,0Kg/200mm
IK10	20,00	5,0Kg/400mm

Tecnical Schemes

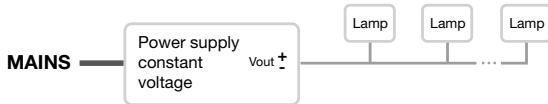
Schema elettrico ed esempio di installazione in serie / Wiring Diagram and sample series installation

n.1



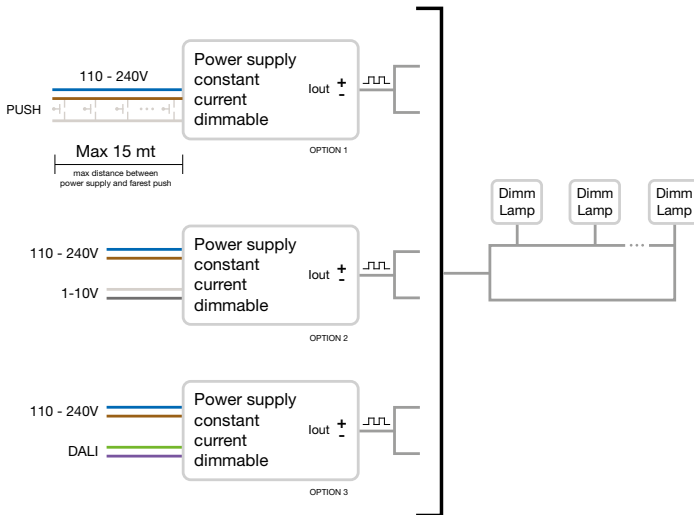
Schema elettrico ed esempio di installazione in parallelo / Wiring Diagram and sample parallel installation

n.2



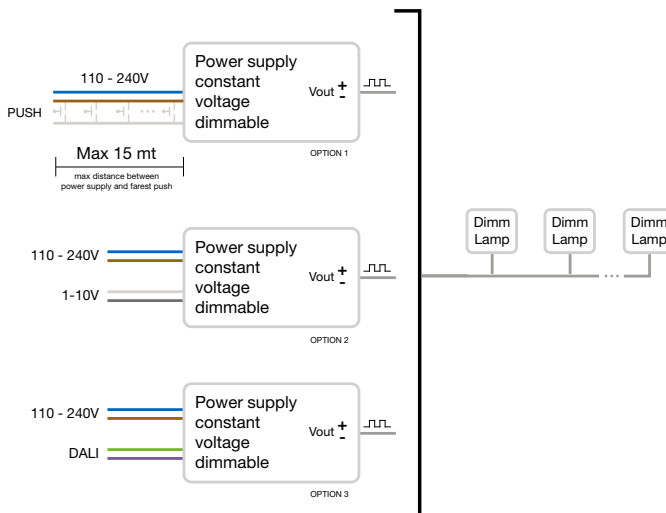
Schema elettrico ed esempio di installazione in serie dimmerabile / Wiring Diagram and sample dimmable series installation

n.3



Schema elettrico ed esempio di installazione in parallelo dimmerabile / Wiring Diagram and sample dimmable parallel installation

n.4



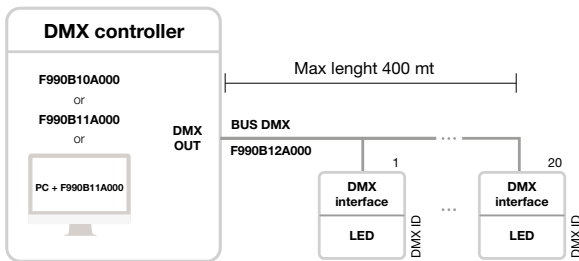
Basic DMX Wiring Scheme

Un sistema di DMX può includere un numero illimitato di apparecchi, a condizione che le seguenti regole siano rispettate:

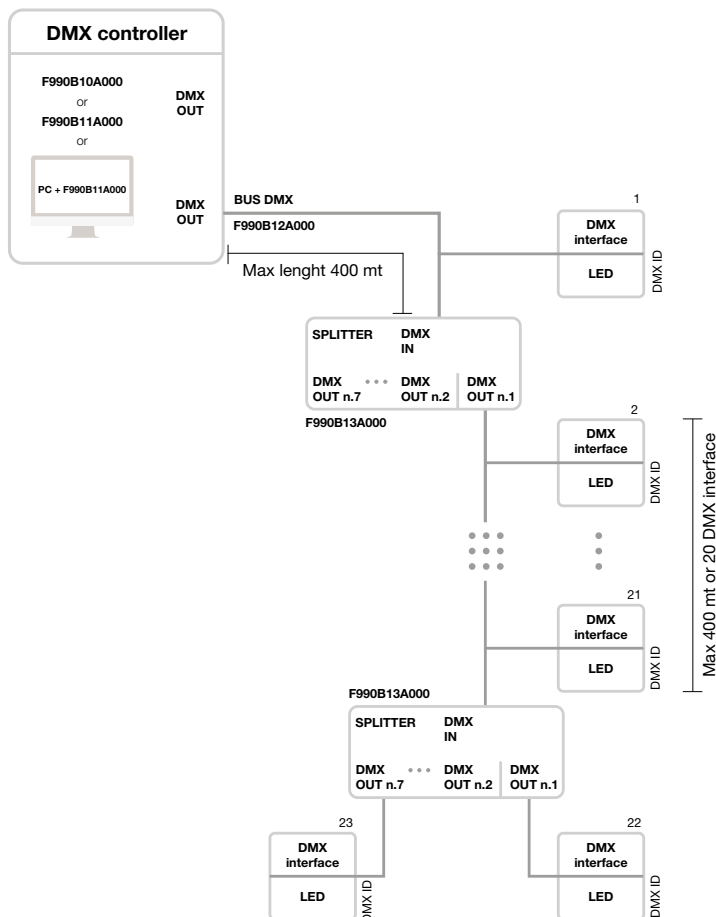
- Usare cavi adatti per DMX bus: cavi DMX con impedenza costante 110 Ohm (Cod.186). L'uso di cavi diversi non garantisce le stesse prestazioni.
- Ogni 400 mt il segnale DMX bus deve essere rigenerato con uno Splitter. Questo permette di estendere l'installazione.
- Ogni 20 apparecchi il segnale bus DMX ha bisogno di essere rigenerato con una Splitter. Questo permette di estendere l'installazione.
- Tutti gli apparecchi devono essere collegati in serie al bus DMX (Nessun collegamento a stella). Si deve tenere conto che l'uso di uno splitter può risolvere il problema di avere un ingresso bus e più uscite bus.
- Ogni cavo deve avere una resistenza di terminazione di 120 Ohm.

A DMX system can include an unlimited number of fixtures on condition that the following rules are respected:

- Use suitable cables for DMX bus: shielded twisted pair with 110 Ohm constant impedance (e.g. Cod.186). The use of different cables doesn't assure the same performance.
- Every 400mt of cable the DMX bus signal needs to be regenerated with a Splitter. This allows to extend the installation.
- Every 20 fixtures the DMX bus signal needs to be regenerated with a Splitter. This allows to extend the installation.
- All fixtures have to be connected in series to the DMX bus. No star connection allowed. It has to be taken into account that the use of a splitter can solve the problem having one bus input and more bus output.
- Each cable must have a 120 Ohm termination resistor.

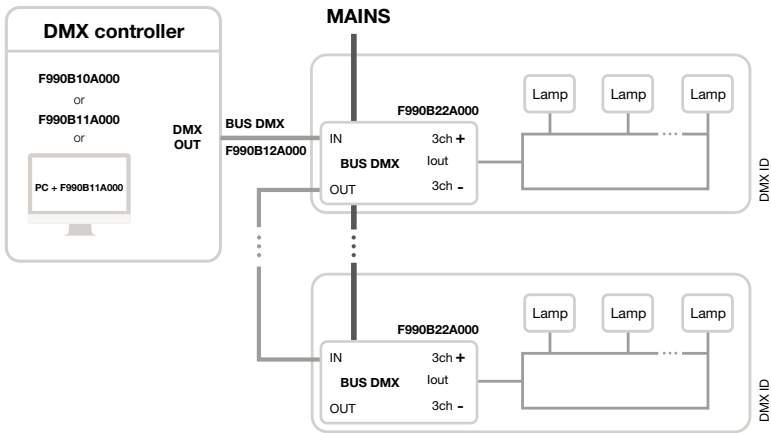


Extended DMX Wiring Pattern

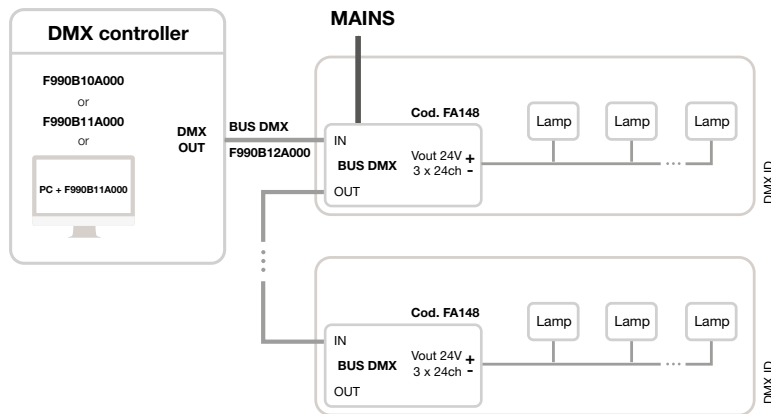


Tecnical Schemes

Schema elettrico ed esempio di installazione / Wiring Diagram and sample installation
n.5

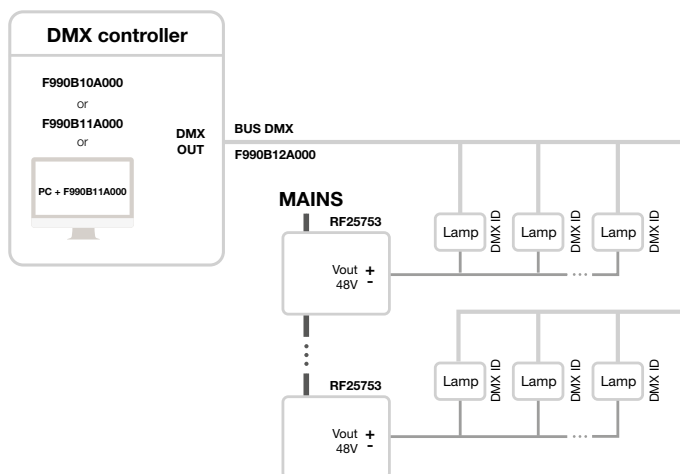


Schema elettrico ed esempio di installazione / Wiring Diagram and sample installation
n.6

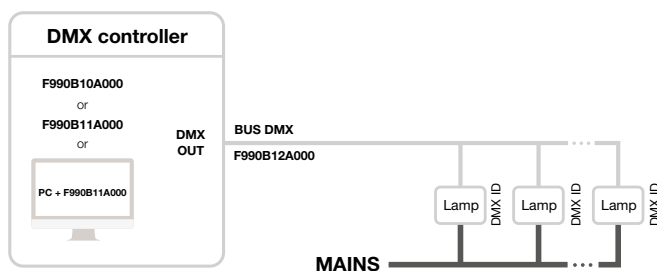


Technical Schemes

Schema elettrico ed esempio di installazione / Wiring Diagram and sample installation
n.7



Schema elettrico ed esempio di installazione / Wiring Diagram and sample installation
n.8



Attenzione

Cablaggio degli apparecchi a LED che funzionano in corrente costante e connessi in serie (schema 1): Non collegare l'apparecchio ad un alimentatore già collegato alla rete.
Collegare sempre gli apparecchi all'alimentatore, e solo dopo collegare l'alimentatore alla rete.

Schemi di collegamento: apparecchi a corrente costante devono essere sempre collegati in serie, apparecchi in tensione costante devono essere sempre collegati in parallelo.
Sempre rispettare polarità secondo il sistema DC.

Alimentatori devono sempre corrispondere alle funzioni di installazione: Non utilizzare un alimentatore a corrente costante su un apparecchio a tensione costante e viceversa.

La scelta dell'alimentatore deve tener conto del consumo reale dell'apparecchio (dati mostrati nel catalogo) con un aumento del 20% per affrontare qualsiasi perdita potenziale sull'impianto.

Gli apparecchi a LED e gli alimentatori sono protetti contro le interferenze sulla linea, è comunque altamente consigliabile impostare linee dedicate di alimentazione al fine di evitare qualsiasi potenziale interferenza improvvisa e grave (carichi induttivi, come pompe o lampade a scarica) che possono danneggiare il modulo LED.

Attention

Wiring of LED luminaires run in constant current and connected in series (schemes 1,3 and 5): Never connect the luminaire to a switched on power supply.
Always connect luminaires to the power supply, and only after connect the power supply to the mains.

Connection schemes: Luminaires in constant current must always be connected in series; luminaires in constant tension must always be connected in parallel.
Always respect polarity according to the DC system.

Power Supplies must always match installation features: Never use a constant current power supply on a constant tension luminaire and vice versa.

The choice of the power supply must take into account the real power consumption of the luminaire (data shown in the catalogue) with a 20% increase to face any potential loss on the installation.

LED Luminaires and power supplies are protected against interferences on the line, it is anyway highly recommended to set dedicated feeding lines to avoid any potential sudden and severe interference (inductive loads like pumps or discharge lamps) that are likely to damage the LED module.

Alphabetical Index

A-Rise	468	In Vitro	166
A-Round	458	Ingraze	XXX
Aimer	692	Kirk	660
Bellhop	290	Klein Pro	340
Belvedere	328	Landlord	272
C-Me	514	Leila	660
Camouflage	396	Lighting In The Rain	265
Casting	302	Marco	440
Caule	238	Mayday	178
Cielo	596	Mile	186
Climber	406	My Way	388
Dooku	772	Outgraze	538
Eclipse	612	Perseo	748
Emma	644	Platter	632
Fenestra	450	Pointbreak	136
Flauta	254	Real Matter	378
Captain Flint	220	Spine	16
Franco	726	Spock	680
Gobi	492	Talia	368
Heavy Metal	418	Tau	588
Hyperion	622	Walkstick	314
I - Ron	360	Zefiro	350
IC_Light	230		

Garanzia

ARES s.r.l. garantisce al compratore la corretta realizzazione dei propri prodotti per un periodo di due anni dalla data della compravendita.

Durante il periodo di garanzia qualsiasi difetto di fabbricazione o di materiale sarà rettificato senza alcun addebito.

ARES s.r.l. si riserva il diritto di rettificare il danno attraverso la riparazione, il cambio o la sostituzione del/i prodotto/i.

La garanzia non copre ed il produttore non è responsabile di quanto segue:

Parti e materiali soggetti a continua usura;
Problematiche risultanti da cause esterne quali incidenti, abusi, utilizzo improprio, maneggiamento scorretto, negligenza, fuoco, furto, vandalismo, esplosioni, disastri naturali, o altre cause esterne non dipendenti dalla difettosità del prodotto stesso;
Condizioni che dimostrino una cattiva installazione, scorrette applicazioni, in stallazione in condizioni ambientali estreme diverse da quelle indicate nelle specifiche del prodotto stesso, situazioni sotto o sopra tensione di alimentazione, mancato rispetto delle istruzioni, maneggiamento, trasporto, manutenzione impropri o inadeguati, negligenza, accidentalità manomissioni del prodotto;
Incompatibilità: realizzazioni, installazioni, operazioni di manutenzione con prodotti non supportati dal produttore;
Situazioni in cui componenti dei prodotti vengano sostituiti con parti non fornite dal produttore;
La qualità di installazione sui prodotti dell'azienda produttrice dei sopraccitati componenti non forniti dal produttore.
Piccoli difetti che non abbiano ripercussioni sul valore o sul funzionamento dell'apparecchio.

La garanzia non si applica a qualsiasi altra richiesta (per esempio costi aggiuntivi sostenuti dal cliente), che non sia preventivamente concordata e accettata per iscritto con l'azienda produttrice

Warranty

ARES s.r.l. warrants to the Buyer the satisfactory operation of its products for the period of two years from date of Purchaser's purchase (the invoice date).

Within the warranty period any defects with ARES s.r.l. products as a result of faulty materials or workmanship will be rectified free of charge.

ARES s.r.l. reserves the right to rectify the fault by repair, exchange or replacement.

The warranty does not cover and the manufacturer will not be liable for:

Parts and materials subject to continuous wear;
Problems resulting from external causes such as accident, abuse, misuse, mishandling, negligence, fire, theft, vandalism, riot, explosion, natural disaster, or other external causes unrelated to product defect;
Conditions demonstrating faulty installation, misapplication, extreme environmental conditions beyond those defined in the product specification, under/over voltage situations, lack of compliance with applicable instructions, improper or inadequate handling, shipping, maintenance, negligence, accident, or tampering;
Incompatibility, improper design, manufacture, installation, operation or maintenance of products not supplied by Manufacturer;
Situations in which manufacturer's control gears fixtures and or any parts are replaced with those from other manufacturers;
The quality of the installation on Manufacturer products by the installer of those products. For example, the above warranties would not cover problems resulting from such an installer's installation methods.
Small defects having a negligible effect in value or operation.

The warranty does not apply to any other claims (for instance additional cost incurred by the customer) unless agreed and accepted by the manufacturer in writing.

Page	Reference	Page	Reference	Page	Reference	Page	Reference	Page	Reference
334	F001A21A001	334	F001B21B001	335	F001C23A001.A	336	F001D22B001.A	336	F001D41B001
334	F001A21A006	334	F001B21B006	335	F001C23A006.A	336	F001D22B006.A	336	F001D41B006
334	F001A21A012	334	F001B21B012	335	F001C23A012.A	336	F001D22B012.A	336	F001D41B012
334	F001A21A018	334	F001B21B018	335	F001C23A018.A	336	F001D22B018.A	336	F001D41B018
334	F001A21A030	334	F001B21B030	335	F001C23A030.A	336	F001D22B030.A	336	F001D41B030
334	F001A21A033	334	F001B21B033	335	F001C23A033.A	336	F001D22B033.A	336	F001D41B033
334	F001A21B001	334	F001B21D001	335	F001C31A001	336	F001D23A001.A	336	F001D42A001
334	F001A21B006	334	F001B21D006	335	F001C31A006	336	F001D23A006.A	336	F001D42A006
334	F001A21B012	334	F001B21D012	335	F001C31A012	336	F001D23A012.A	336	F001D42A012
334	F001A21B018	334	F001B21D018	335	F001C31A018	336	F001D23A018.A	336	F001D42A018
334	F001A21B030	334	F001B21D030	335	F001C31A030	336	F001D23A030.A	336	F001D42A030
334	F001A21B033	334	F001B21D033	335	F001C31A033	336	F001D23A033.A	336	F001D42A033
334	F001A21D001	334	F001B31A001	335	F001C32A001	336	F001D23B001.A	336	F001D42B001
334	F001A21D006	334	F001B31A006	335	F001C32A006	336	F001D23B006.A	336	F001D42B006
334	F001A21D012	334	F001B31A012	335	F001C32A012	336	F001D23B012.A	336	F001D42B012
334	F001A21D018	334	F001B31A018	335	F001C32A018	336	F001D23B018.A	336	F001D42B018
334	F001A21D030	334	F001B31A030	335	F001C32A030	336	F001D23B030.A	336	F001D42B030
334	F001A21D033	334	F001B31A033	335	F001C32A033	336	F001D23B033.A	336	F001D42B033
334	F001A31A001	334	F001B31B001	335	F001C33A001	336	F001D31A001	336	F001D43A001
334	F001A31A006	334	F001B31B006	335	F001C33A006	336	F001D31A006	336	F001D43A006
334	F001A31A012	334	F001B31B012	335	F001C33A012	336	F001D31A012	336	F001D43A012
334	F001A31A018	334	F001B31B018	335	F001C33A018	336	F001D31A018	336	F001D43A018
334	F001A31A030	334	F001B31B030	335	F001C33A030	336	F001D31A030	336	F001D43A030
334	F001A31A033	334	F001B31B033	335	F001C33A033	336	F001D31A033	336	F001D43A033
334	F001A31B001	334	F001B31D001	335	F001C41A001	336	F001D31B001	336	F001D43B001
334	F001A31B006	334	F001B31D006	335	F001C41A006	336	F001D31B006	336	F001D43B006
334	F001A31B012	334	F001B31D012	335	F001C41A012	336	F001D31B012	336	F001D43B012
334	F001A31B018	334	F001B31D018	335	F001C41A018	336	F001D31B018	336	F001D43B018
334	F001A31B030	334	F001B31D030	335	F001C41A030	336	F001D31B030	336	F001D43B030
334	F001A31B033	334	F001B31D033	335	F001C41A033	336	F001D31B033	336	F001D43B033
334	F001A31D001	334	F001B41A001	335	F001C42A001	336	F001D32A001	337	F001E21A001.A
334	F001A31D006	334	F001B41A006	335	F001C42A006	336	F001D32A006	337	F001E21A006.A
334	F001A31D012	334	F001B41A012	335	F001C42A012	336	F001D32A012	337	F001E21A012.A
334	F001A31D018	334	F001B41A018	335	F001C42A018	336	F001D32A018	337	F001E21A018.A
334	F001A31D030	334	F001B41A030	335	F001C42A030	336	F001D32A030	337	F001E21A030.A
334	F001A31D033	334	F001B41A033	335	F001C42A033	336	F001D32A033	337	F001E21A033.A
334	F001A41A001	334	F001B41B001	335	F001C43A001	336	F001D32B001	337	F001E21B001.A
334	F001A41A006	334	F001B41B006	335	F001C43A006	336	F001D32B006	337	F001E21B006.A
334	F001A41A012	334	F001B41B012	335	F001C43A012	336	F001D32B012	337	F001E21B012.A
334	F001A41A018	334	F001B41B018	335	F001C43A018	336	F001D32B018	337	F001E21B018.A
334	F001A41A030	334	F001B41B030	335	F001C43A030	336	F001D32B030	337	F001E21B030.A
334	F001A41A033	334	F001B41B033	335	F001C43A033	336	F001D32B033	337	F001E21B033.A
334	F001A41B001	334	F001B41D001	336	F001D21A001.A	336	F001D33A001	337	F001E21D001.A
334	F001A41B006	334	F001B41D006	336	F001D21A006.A	336	F001D33A006	337	F001E21D006.A
334	F001A41B012	334	F001B41D012	336	F001D21A012.A	336	F001D33A012	337	F001E21D012.A
334	F001A41B018	334	F001B41D018	336	F001D21A018.A	336	F001D33A018	337	F001E21D018.A
334	F001A41B030	334	F001B41D030	336	F001D21A030.A	336	F001D33A030	337	F001E21D030.A
334	F001A41B033	334	F001B41D033	336	F001D21A033.A	336	F001D33A033	337	F001E21D033.A
334	F001A41D001	335	F001C21A001.A	336	F001D21B001.A	336	F001D33B001	337	F001E22A001.A
334	F001A41D006	335	F001C21A006.A	336	F001D21B006.A	336	F001D33B006	337	F001E22A006.A
334	F001A41D012	335	F001C21A012.A	336	F001D21B012.A	336	F001D33B012	337	F001E22A012.A
334	F001A41D018	335	F001C21A018.A	336	F001D21B018.A	336	F001D33B018	337	F001E22A018.A
334	F001A41D030	335	F001C21A030.A	336	F001D21B030.A	336	F001D33B030	337	F001E22A030.A
334	F001A41D033	335	F001C21A033.A	336	F001D21B033.A	336	F001D33B033	337	F001E22A033.A
334	F001B21A001	335	F001C22A001.A	336	F001D22A001.A	336	F001D41A001	337	F001E22B001.A
334	F001B21A006	335	F001C22A006.A	336	F001D22A006.A	336	F001D41A006	337	F001E22B006.A
334	F001B21A012	335	F001C22A012.A	336	F001D22A012.A	336	F001D41A012	337	F001E22B012.A
334	F001B21A018	335	F001C22A018.A	336	F001D22A018.A	336	F001D41A018	337	F001E22B018.A
334	F001B21A030	335	F001C22A030.A	336	F001D22A030.A	336	F001D41A030	337	F001E22B030.A
334	F001B21A033	335	F001C22A033.A	336	F001D22A033.A	336	F001D41A033	337	F001E22B033.A

Page	Reference	Page	Reference	Page	Reference	Page	Reference	Page	Reference
337	F001E22D001.A	337	F001E33A001	337	F001E43B001	338	F001F43A001	339	F001Z010000
337	F001E22D006.A	337	F001E33A006	337	F001E43B006	338	F001F43A006	327	F001Z020000
337	F001E22D012.A	337	F001E33A012	337	F001E43B012	338	F001F43A012	339	F001Z030000
337	F001E22D018.A	337	F001E33A018	337	F001E43B018	338	F001F43A018	339	F001Z040000
337	F001E22D030.A	337	F001E33A030	337	F001E43B030	338	F001F43A030	346	F002A20A001.B
337	F001E22D033.A	337	F001E33A033	337	F001E43B033	338	F001F43A033	346	F002A20A006.B
337	F001E23A001.A	337	F001E33B001	337	F001E43D001	339	F001G21A001.A	346	F002A20A012.B
337	F001E23A006.A	337	F001E33B006	337	F001E43D006	339	F001G21A006.A	346	F002A20A018.B
337	F001E23A012.A	337	F001E33B012	337	F001E43D012	339	F001G21A012.A	346	F002A20A030.B
337	F001E23A018.A	337	F001E33B018	337	F001E43D018	339	F001G21A018.A	346	F002A20A033.B
337	F001E23A030.A	337	F001E33B030	337	F001E43D030	339	F001G21A030.A	346	F002A20B001.B
337	F001E23A033.A	337	F001E33B033	337	F001E43D033	339	F001G21A033.A	346	F002A20B006.B
337	F001E23B001.A	337	F001E33D001	338	F001F21A001.A	339	F001G22A001.A	346	F002A20B012.B
337	F001E23B006.A	337	F001E33D006	338	F001F21A006.A	339	F001G22A006.A	346	F002A20B018.B
337	F001E23B012.A	337	F001E33D012	338	F001F21A012.A	339	F001G22A012.A	346	F002A20B030.B
337	F001E23B018.A	337	F001E33D018	338	F001F21A018.A	339	F001G22A018.A	346	F002A20B033.B
337	F001E23B030.A	337	F001E33D030	338	F001F21A030.A	339	F001G22A030.A	346	F002A20D001.B
337	F001E23B033.A	337	F001E33D033	338	F001F21A033.A	339	F001G22A033.A	346	F002A20D006.B
337	F001E23D001.A	337	F001E41A001	338	F001F22A001.A	339	F001G23A001.A	346	F002A20D012.B
337	F001E23D006.A	337	F001E41A006	338	F001F22A006.A	339	F001G23A006.A	346	F002A20D018.B
337	F001E23D012.A	337	F001E41A012	338	F001F22A012.A	339	F001G23A012.A	346	F002A20D030.B
337	F001E23D018.A	337	F001E41A018	338	F001F22A018.A	339	F001G23A018.A	346	F002A20D033.B
337	F001E23D030.A	337	F001E41A030	338	F001F22A030.A	339	F001G23A030.A	346	F002A21A070.B
337	F001E23D033.A	337	F001E41A033	338	F001F22A033.A	339	F001G23A033.A	346	F002A21A071.B
337	F001E31A001	337	F001E41B001	338	F001F23A001.A	339	F001G31A001	346	F002A21B070.B
337	F001E31A006	337	F001E41B006	338	F001F23A006.A	339	F001G31A006	346	F002A21B071.B
337	F001E31A012	337	F001E41B012	338	F001F23A012.A	339	F001G31A012	346	F002A21D070.B
337	F001E31A018	337	F001E41B018	338	F001F23A018.A	339	F001G31A018	346	F002A21D071.B
337	F001E31A030	337	F001E41B030	338	F001F23A030.A	339	F001G31A030	346	F002A30A001.B
337	F001E31A033	337	F001E41B033	338	F001F23A033.A	339	F001G31A033	346	F002A30A006.B
337	F001E31B001	337	F001E41D001	338	F001F31A001	339	F001G32A001	346	F002A30A012.B
337	F001E31B006	337	F001E41D006	338	F001F31A006	339	F001G32A006	346	F002A30A018.B
337	F001E31B012	337	F001E41D012	338	F001F31A012	339	F001G32A012	346	F002A30A030.B
337	F001E31B018	337	F001E41D018	338	F001F31A018	339	F001G32A018	346	F002A30A033.B
337	F001E31B030	337	F001E41D030	338	F001F31A030	339	F001G32A030	346	F002A30B001.B
337	F001E31B033	337	F001E41D033	338	F001F31A033	339	F001G32A033	346	F002A30B006.B
337	F001E31D001	337	F001E42A001	338	F001F32A001	339	F001G33A001	346	F002A30B012.B
337	F001E31D006	337	F001E42A006	338	F001F32A006	339	F001G33A006	346	F002A30B018.B
337	F001E31D012	337	F001E42A012	338	F001F32A012	339	F001G33A012	346	F002A30B030.B
337	F001E31D018	337	F001E42A018	338	F001F32A018	339	F001G33A018	346	F002A30B033.B
337	F001E31D030	337	F001E42A030	338	F001F32A030	339	F001G33A030	346	F002A30D001.B
337	F001E31D033	337	F001E42A033	338	F001F32A033	339	F001G33A033	346	F002A30D006.B
337	F001E32A001	337	F001E42B001	338	F001F33A001	339	F001G41A001	346	F002A30D012.B
337	F001E32A006	337	F001E42B006	338	F001F33A006	339	F001G41A006	346	F002A30D018.B
337	F001E32A012	337	F001E42B012	338	F001F33A012	339	F001G41A012	346	F002A30D030.B
337	F001E32A018	337	F001E42B018	338	F001F33A018	339	F001G41A018	346	F002A30D033.B
337	F001E32A030	337	F001E42B030	338	F001F33A030	339	F001G41A030	346	F002A31A070.B
337	F001E32A033	337	F001E42B033	338	F001F33A033	339	F001G41A033	346	F002A31A071.B
337	F001E32B001	337	F001E42D001	338	F001F41A001	339	F001G42A001	346	F002A31B070.B
337	F001E32B006	337	F001E42D006	338	F001F41A006	339	F001G42A006	346	F002A31B071.B
337	F001E32B012	337	F001E42D012	338	F001F41A012	339	F001G42A012	346	F002A31D070.B
337	F001E32B018	337	F001E42D018	338	F001F41A018	339	F001G42A018	346	F002A31D071.B
337	F001E32B030	337	F001E42D030	338	F001F41A030	339	F001G42A030	346	F002A40A001.A
337	F001E32B033	337	F001E42D033	338	F001F41A033	339	F001G42A033	346	F002A40A006.A
337	F001E32D001	337	F001E43A001	338	F001F42A001	339	F001G43A001	346	F002A40A012.A
337	F001E32D006	337	F001E43A006	338	F001F42A006	339	F001G43A006	346	F002A40A018.A
337	F001E32D012	337	F001E43A012	338	F001F42A012	339	F001G43A012	346	F002A40A030.A
337	F001E32D018	337	F001E43A018	338	F001F42A018	339	F001G43A018	346	F002A40A033.A
337	F001E32D030	337	F001E43A030	338	F001F42A030	339	F001G43A030	346	F002A40B001.A
337	F001E32D033	337	F001E43A033	338	F001F42A033	339	F001G43A033	346	F002A40B006.A

Page	Reference	Page	Reference	Page	Reference	Page	Reference	Page	Reference
346	F002A40B012.A	347	F002B31B070.B	297	F003A21D030	298	F003B21D006	296	F003C21B033
346	F002A40B018.A	347	F002B31B071.B	297	F003A21D033	298	F003B21D012	296	F003C21B056
346	F002A40B030.A	347	F002B31D070.B	297	F003A21D056	298	F003B21D018	296	F003C21D001
346	F002A40B033.A	347	F002B31D071.B	297	F003A31A001	298	F003B21D030	296	F003C21D006
346	F002A40D001.A	347	F002B40A001.A	297	F003A31A006	298	F003B21D033	296	F003C21D012
346	F002A40D006.A	347	F002B40A006.A	297	F003A31A012	298	F003B21D056	296	F003C21D018
346	F002A40D012.A	347	F002B40A012.A	297	F003A31A018	298	F003B31A001	296	F003C21D030
346	F002A40D018.A	347	F002B40A018.A	297	F003A31A030	298	F003B31A006	296	F003C21D033
346	F002A40D030.A	347	F002B40A030.A	297	F003A31A033	298	F003B31A012	296	F003C21D056
346	F002A40D033.A	347	F002B40A033.A	297	F003A31A056	298	F003B31A018	296	F003C31A001
346	F002A41A070.A	347	F002B40B001.A	297	F003A31B001	298	F003B31A030	296	F003C31A006
346	F002A41A071.A	347	F002B40B006.A	297	F003A31B006	298	F003B31A033	296	F003C31A012
346	F002A41B070.A	347	F002B40B012.A	297	F003A31B012	298	F003B31A056	296	F003C31A018
346	F002A41B071.A	347	F002B40B018.A	297	F003A31B018	298	F003B31B001	296	F003C31A030
346	F002A41D070.A	347	F002B40B030.A	297	F003A31B030	298	F003B31B006	296	F003C31A033
346	F002A41D071.A	347	F002B40B033.A	297	F003A31B033	298	F003B31B012	296	F003C31A056
347	F002B20A001.B	347	F002B40D001.A	297	F003A31B056	298	F003B31B018	296	F003C31B001
347	F002B20A006.B	347	F002B40D006.A	297	F003A31D001	298	F003B31B030	296	F003C31B006
347	F002B20A012.B	347	F002B40D012.A	297	F003A31D006	298	F003B31B033	296	F003C31B012
347	F002B20A018.B	347	F002B40D018.A	297	F003A31D012	298	F003B31B056	296	F003C31B018
347	F002B20A030.B	347	F002B40D030.A	297	F003A31D018	298	F003B31D001	296	F003C31B030
347	F002B20A033.B	347	F002B40D033.A	297	F003A31D030	298	F003B31D006	296	F003C31B033
347	F002B20B001.B	347	F002B41A070.A	297	F003A31D033	298	F003B31D012	296	F003C31B056
347	F002B20B006.B	347	F002B41A071.A	297	F003A31D056	298	F003B31D018	296	F003C31D001
347	F002B20B012.B	347	F002B41B070.A	297	F003A41A001	298	F003B31D030	296	F003C31D006
347	F002B20B018.B	347	F002B41B071.A	297	F003A41A006	298	F003B31D033	296	F003C31D012
347	F002B20B030.B	347	F002B41D070.A	297	F003A41A012	298	F003B31D056	296	F003C31D018
347	F002B20B033.B	347	F002B41D071.A	297	F003A41A018	298	F003B41A001	296	F003C31D030
347	F002B20D001.B	348	F002Z010001.A	297	F003A41A030	298	F003B41A006	296	F003C31D033
347	F002B20D006.B	348	F002Z010006.A	297	F003A41A033	298	F003B41A012	296	F003C31D056
347	F002B20D012.B	348	F002Z010012.A	297	F003A41A056	298	F003B41A018	296	F003C41A001
347	F002B20D018.B	348	F002Z010018.A	297	F003A41B001	298	F003B41A030	296	F003C41A006
347	F002B20D030.B	348	F002Z010030.A	297	F003A41B006	298	F003B41A033	296	F003C41A012
347	F002B20D033.B	348	F002Z010033.A	297	F003A41B012	298	F003B41A056	296	F003C41A018
347	F002B21A070.B	348	F002Z020000	297	F003A41B018	298	F003B41B001	296	F003C41A030
347	F002B21A071.B	348	F002Z030000.A	297	F003A41B030	298	F003B41B006	296	F003C41A033
347	F002B21B070.B	348	F002Z040070	297	F003A41B033	298	F003B41B012	296	F003C41A056
347	F002B21B071.B	348	F002Z040071	297	F003A41B056	298	F003B41B018	296	F003C41B001
347	F002B21D070.B	348	F002Z040073	297	F003A41D001	298	F003B41B030	296	F003C41B006
347	F002B21D071.B	348	F002Z050070	297	F003A41D006	298	F003B41B033	296	F003C41B012
347	F002B30A001.B	348	F002Z050071	297	F003A41D012	298	F003B41B056	296	F003C41B018
347	F002B30A006.B	348	F002Z050073	297	F003A41D018	298	F003B41D001	296	F003C41B030
347	F002B30A012.B	297	F003A21A001	297	F003A41D030	298	F003B41D006	296	F003C41B033
347	F002B30A018.B	297	F003A21A006	297	F003A41D033	298	F003B41D012	296	F003C41B056
347	F002B30A030.B	297	F003A21A012	297	F003A41D056	298	F003B41D018	296	F003C41D001
347	F002B30A033.B	297	F003A21A018	298	F003B21A001	298	F003B41D030	296	F003C41D006
347	F002B30B001.B	297	F003A21A030	298	F003B21A006	298	F003B41D033	296	F003C41D012
347	F002B30B006.B	297	F003A21A033	298	F003B21A012	298	F003B41D056	296	F003C41D018
347	F002B30B012.B	297	F003A21A056	298	F003B21A018	296	F003C21A001	296	F003C41D030
347	F002B30B018.B	297	F003A21B001	298	F003B21A030	296	F003C21A006	296	F003C41D033
347	F002B30B030.B	297	F003A21B006	298	F003B21A033	296	F003C21A012	296	F003C41D056
347	F002B30B033.B	297	F003A21B012	298	F003B21A056	296	F003C21A018	300	F003G21A006
347	F002B30D001.B	297	F003A21B018	298	F003B21B001	296	F003C21A030	300	F003G21A018
347	F002B30D006.B	297	F003A21B030	298	F003B21B006	296	F003C21A033	300	F003G21A033
347	F002B30D012.B	297	F003A21B033	298	F003B21B012	296	F003C21A056	300	F003G21B006
347	F002B30D018.B	297	F003A21B056	298	F003B21B018	296	F003C21B001	300	F003G21B018
347	F002B30D030.B	297	F003A21D001	298	F003B21B030	296	F003C21B006	300	F003G21B033
347	F002B30D033.B	297	F003A21D006	298	F003B21B033	296	F003C21B012	300	F003G21D006
347	F002B31A070.B	297	F003A21D012	298	F003B21B056	296	F003C21B018	300	F003G21D018
347	F002B31A071.B	297	F003A21D018	298	F003B21D001	296	F003C21B030	300	F003G21D033

Page	Reference	Page	Reference	Page	Reference	Page	Reference	Page	Reference
300	F003G31A006	300	F003K31D006	285	F004A35A056	281	F004C30A012	279	F004E31A012
300	F003G31A018	300	F003K31D018	285	F004A35H056	281	F004C30A018	279	F004E31A018
300	F003G31A033	300	F003K31D033	284	F004A36A05601	281	F004C30A030	279	F004E31A030
300	F003G31B006	300	F003K41A006	284	F004A37A05602	281	F004C30A033	279	F004E31A033
300	F003G31B018	300	F003K41A018	284	F004A41A056	281	F004C40A001	279	F004E32A001
300	F003G31B033	300	F003K41A033	284	F004A41H056	281	F004C40A006	279	F004E32A006
300	F003G31D006	300	F003K41B006	284	F004A42A056	281	F004C40A012	279	F004E32A012
300	F003G31D018	300	F003K41B018	284	F004A42H056	281	F004C40A018	279	F004E32A018
300	F003G31D033	300	F003K41B033	284	F004A43A056	281	F004C40A030	279	F004E32A030
300	F003G41A006	300	F003K41D006	284	F004A43H056	281	F004C40A033	279	F004E32A033
300	F003G41A018	300	F003K41D018	285	F004A44A056	278	F004D21A001	279	F004E41A001
300	F003G41A033	300	F003K41D033	285	F004A44H056	278	F004D21A006	279	F004E41A006
300	F003G41B006	299	F003L21A006	285	F004A45A056	278	F004D21A012	279	F004E41A012
300	F003G41B018	299	F003L21A018	285	F004A45H056	278	F004D21A018	279	F004E41A018
300	F003G41B033	299	F003L21A033	284	F004A46A05601	278	F004D21A030	279	F004E41A030
300	F003G41D006	299	F003L21B006	284	F004A47A05602	278	F004D21A033	279	F004E41A033
300	F003G41D018	299	F003L21B018	286	F004B21A056	278	F004D22A001	279	F004E42A001
300	F003G41D033	299	F003L21B033	286	F004B21H056	278	F004D22A006	279	F004E42A006
299	F003H21A006	299	F003L21D006	286	F004B22A056	278	F004D22A012	279	F004E42A012
299	F003H21A018	299	F003L21D018	286	F004B22H056	278	F004D22A018	279	F004E42A018
299	F003H21A033	299	F003L21D033	286	F004B23A056	278	F004D22A030	279	F004E42A030
299	F003H21B006	299	F003L31A006	286	F004B23H056	278	F004D22A033	279	F004E42A033
299	F003H21B018	299	F003L31A018	287	F004B24A056	278	F004D31A001	278	F004F21A071
299	F003H21B033	299	F003L31A033	287	F004B24H056	278	F004D31A006	278	F004F22A071
299	F003H21D006	299	F003L31B006	287	F004B25A056	278	F004D31A012	278	F004F31A071
299	F003H21D018	299	F003L31B018	287	F004B25H056	278	F004D31A018	278	F004F32A071
299	F003H21D033	299	F003L31B033	286	F004B26A05601	278	F004D31A030	278	F004F41A071
299	F003H31A006	299	F003L31D006	286	F004B27A05602	278	F004D31A033	278	F004F42A071
299	F003H31A018	299	F003L31D018	286	F004B31A056	278	F004D32A001	279	F004G21A071
299	F003H31A033	299	F003L31D033	286	F004B31H056	278	F004D32A006	279	F004G22A071.A
299	F003H31B006	299	F003L41A006	286	F004B32A056	278	F004D32A012	279	F004G31A071
299	F003H31B018	299	F003L41A018	286	F004B32H056	278	F004D32A018	279	F004G32A071
299	F003H31B033	299	F003L41A033	286	F004B33A056	278	F004D32A030	279	F004G41A071
299	F003H31D006	299	F003L41B006	286	F004B33H056	278	F004D32A033	279	F004G42A071
299	F003H31D018	299	F003L41B018	287	F004B34A056	278	F004D41A001	281	F004H20A071
299	F003H31D033	299	F003L41B033	287	F004B34H056	278	F004D41A006	281	F004H30A071
299	F003H41A006	299	F003L41D006	287	F004B35A056	278	F004D41A012	281	F004H40A071
299	F003H41A018	299	F003L41D018	287	F004B35H056	278	F004D41A018	280	F004Z010001
299	F003H41A033	299	F003L41D033	286	F004B36A05601	278	F004D41A030	280	F004Z010006
299	F003H41B006	298	F003Z010000	286	F004B37A05602	278	F004D41A033	280	F004Z010012
299	F003H41B018	284	F004A21A056	286	F004B41A056	278	F004D42A001	280	F004Z010018
299	F003H41B033	284	F004A21H056	286	F004B41H056	278	F004D42A006	280	F004Z010030
299	F003H41D006	284	F004A22A056	286	F004B42A056	278	F004D42A012	280	F004Z010033
299	F003H41D018	284	F004A22H056	286	F004B42H056	278	F004D42A018	280	F004Z020001
299	F003H41D033	284	F004A23A056	286	F004B43A056	278	F004D42A030	280	F004Z020006
300	F003K21A006	284	F004A23H056	286	F004B43H056	278	F004D42A033	280	F004Z020012
300	F003K21A018	285	F004A24A056	287	F004B44A056	279	F004E21A001	280	F004Z020018
300	F003K21A033	285	F004A24H056	287	F004B44H056	279	F004E21A006	280	F004Z020030
300	F003K21B006	285	F004A25A056	287	F004B45A056	279	F004E21A012	280	F004Z020033
300	F003K21B018	285	F004A25H056	287	F004B45H056	279	F004E21A018	280	F004Z030001
300	F003K21B033	284	F004A26A05601	286	F004B46A05601	279	F004E21A030	280	F004Z030006
300	F003K21D006	284	F004A27A05602	286	F004B47A05602	279	F004E21A033	280	F004Z030012
300	F003K21D018	284	F004A31A056	281	F004C20A001	279	F004E22A001.A	280	F004Z030018
300	F003K21D033	284	F004A31H056	281	F004C20A006	279	F004E22A006.A	280	F004Z030030
300	F003K31A006	284	F004A32A056	281	F004C20A012	279	F004E22A012.A	280	F004Z030033
300	F003K31A018	284	F004A32H056	281	F004C20A018	279	F004E22A018.A	280	F004Z040001
300	F003K31A033	284	F004A33A056	281	F004C20A030	279	F004E22A030.A	280	F004Z040006
300	F003K31B006	284	F004A33H056	281	F004C20A033	279	F004E22A033.A	280	F004Z040012
300	F003K31B018	285	F004A34A056	281	F004C30A001	279	F004E31A001	280	F004Z040018
300	F003K31B033	285	F004A34H056	281	F004C30A006	279	F004E31A006	280	F004Z040030

Page	Reference	Page	Reference	Page	Reference	Page	Reference	Page	Reference
280	F004Z040033	325	F010B22D033	325	F010B42D033	324	F010H21A033	324	F010J31B033
280	F004Z060000	325	F010B31A001	326	F010C22A001	324	F010H21B001	324	F010J31D001
280	F004Z070000	325	F010B31A006	326	F010C22A006	324	F010H21B006	324	F010J31D006
280	F004Z0A0071	325	F010B31A012	326	F010C22A012	324	F010H21B012	324	F010J31D012
280	F004Z0B0000	325	F010B31A018	326	F010C22A018	324	F010H21B018	324	F010J31D018
280	F004Z0C0000	325	F010B31A030	326	F010C22A030	324	F010H21B030	324	F010J31D030
280	F004Z0D0071	325	F010B31A033	326	F010C22A033	324	F010H21B033	324	F010J31D033
280	F004Z0E0071	325	F010B31B001	326	F010C22B001	324	F010H31A001	324	F010J41A001
280	F004Z0F0071	325	F010B31B006	326	F010C22B006	324	F010H31A006	324	F010J41A006
280	F004Z0H0000	325	F010B31B012	326	F010C22B012	324	F010H31A012	324	F010J41A012
285	F004Z0J0000	325	F010B31B018	326	F010C22B018	324	F010H31A018	324	F010J41A018
287	F004Z0K0000	325	F010B31B030	326	F010C22B030	324	F010H31A030	324	F010J41A030
280	F004Z0L0000	325	F010B31B033	326	F010C22B033	324	F010H31A033	324	F010J41A033
322	F010A20H001	325	F010B32A001	326	F010C22D001	324	F010H31B001	324	F010J41B001
322	F010A20H006	325	F010B32A006	326	F010C22D006	324	F010H31B006	324	F010J41B006
322	F010A20H012	325	F010B32A012	326	F010C22D012	324	F010H31B012	324	F010J41B012
322	F010A20H018	325	F010B32A018	326	F010C22D018	324	F010H31B018	324	F010J41B018
322	F010A20H030	325	F010B32A030	326	F010C22D030	324	F010H31B030	324	F010J41B030
322	F010A20H033	325	F010B32A033	326	F010C22D033	324	F010H31B033	324	F010J41B033
322	F010A30H001	325	F010B32B001	326	F010C32A001	324	F010H41A001	324	F010J41D001
322	F010A30H006	325	F010B32B006	326	F010C32A006	324	F010H41A006	324	F010J41D006
322	F010A30H012	325	F010B32B012	326	F010C32A012	324	F010H41A012	324	F010J41D012
322	F010A30H018	325	F010B32B018	326	F010C32A018	324	F010H41A018	324	F010J41D018
322	F010A30H030	325	F010B32B030	326	F010C32A030	324	F010H41A030	324	F010J41D030
322	F010A30H033	325	F010B32B033	326	F010C32A033	324	F010H41A033	324	F010J41D033
322	F010A40H001	325	F010B32D001	326	F010C32B001	324	F010H41B001	226	F011A21F018.A
322	F010A40H006	325	F010B32D006	326	F010C32B006	324	F010H41B006	226	F011A22F030.A
322	F010A40H012	325	F010B32D012	326	F010C32B012	324	F010H41B012	226	F011A22F037.A
322	F010A40H018	325	F010B32D018	326	F010C32B018	324	F010H41B018	226	F011A23F059.A
322	F010A40H030	325	F010B32D030	326	F010C32B030	324	F010H41B030	226	F011A24F055.A
322	F010A40H033	325	F010B32D033	326	F010C32B033	324	F010H41B033	226	F011A31F018.A
325	F010B21A001	325	F010B41A001	326	F010C32D001	324	F010J21A001	226	F011A32F030.A
325	F010B21A006	325	F010B41A006	326	F010C32D006	324	F010J21A006	226	F011A32F037.A
325	F010B21A012	325	F010B41A012	326	F010C32D012	324	F010J21A012	226	F011A33F059.A
325	F010B21A018	325	F010B41A018	326	F010C32D018	324	F010J21A018	226	F011A34F055.A
325	F010B21A030	325	F010B41A030	326	F010C32D030	324	F010J21A030	226	F011A41F018.A
325	F010B21A033	325	F010B41A033	326	F010C32D033	324	F010J21A033	226	F011A42F030.A
325	F010B21B001	325	F010B41B001	326	F010C42A001	324	F010J21B001	226	F011A42F037.A
325	F010B21B006	325	F010B41B006	326	F010C42A006	324	F010J21B006	226	F011A43F059.A
325	F010B21B012	325	F010B41B012	326	F010C42A012	324	F010J21B012	226	F011A44F055.A
325	F010B21B018	325	F010B41B018	326	F010C42A018	324	F010J21B018	228	F011D20A018
325	F010B21B030	325	F010B41B030	326	F010C42A030	324	F010J21B030	228	F011D20A030
325	F010B21B033	325	F010B41B033	326	F010C42A033	324	F010J21B033	228	F011D20A037
325	F010B22A001	325	F010B42A001	326	F010C42B001	324	F010J21D001	228	F011D20A055
325	F010B22A006	325	F010B42A006	326	F010C42B006	324	F010J21D006	228	F011D20A059
325	F010B22A012	325	F010B42A012	326	F010C42B012	324	F010J21D012	228	F011D20B018
325	F010B22A018	325	F010B42A018	326	F010C42B018	324	F010J21D018	228	F011D20B030
325	F010B22A030	325	F010B42A030	326	F010C42B030	324	F010J21D030	228	F011D20B037
325	F010B22A033	325	F010B42A033	326	F010C42B033	324	F010J21D033	228	F011D20B055
325	F010B22B001	325	F010B42B001	326	F010C42D001	324	F010J31A001	228	F011D20B059
325	F010B22B006	325	F010B42B006	326	F010C42D006	324	F010J31A006	228	F011D20D018
325	F010B22B012	325	F010B42B012	326	F010C42D012	324	F010J31A012	228	F011D20D030
325	F010B22B018	325	F010B42B018	326	F010C42D018	324	F010J31A018	228	F011D20D037
325	F010B22B030	325	F010B42B030	326	F010C42D030	324	F010J31A030	228	F011D20D055
325	F010B22B033	325	F010B42B033	326	F010C42D033	324	F010J31A033	228	F011D20D059
325	F010B22D001	325	F010B42D001	324	F010H21A001	324	F010J31B001	228	F011D30A018
325	F010B22D006	325	F010B42D006	324	F010H21A006	324	F010J31B006	228	F011D30A030
325	F010B22D012	325	F010B42D012	324	F010H21A012	324	F010J31B012	228	F011D30A037
325	F010B22D018	325	F010B42D018	324	F010H21A018	324	F010J31B018	228	F011D30A055
325	F010B22D030	325	F010B42D030	324	F010H21A030	324	F010J31B030	228	F011D30A059

Page	Reference	Page	Reference	Page	Reference	Page	Reference	Page	Reference
228	F011D30B018	228	F011E40B018	237	F012B01C018.A	202	F015A41A012	203	F015B41A000
228	F011D30B030	228	F011E40B030	237	F012B02C030.A	202	F015A41A018	203	F015B41A001
228	F011D30B037	228	F011E40B037	237	F012B02C037.A	202	F015A41A030	203	F015B41A006
228	F011D30B055	228	F011E40B055	237	F012B03C059.A	202	F015A41A033	203	F015B41A012
228	F011D30B059	228	F011E40B059	237	F012B04C055.A	202	F015A42A000	203	F015B41A018
228	F011D30D018	228	F011E40D018	236	F012H00C018	202	F015A42A001	203	F015B41A030
228	F011D30D030	228	F011E40D030	236	F012H00C030	202	F015A42A006	203	F015B41A033
228	F011D30D037	228	F011E40D037	236	F012H00C037	202	F015A42A012	203	F015B42A000
228	F011D30D055	228	F011E40D055	236	F012H00C055	202	F015A42A018	203	F015B42A001
228	F011D30D059	228	F011E40D059	236	F012H00C059	202	F015A42A030	203	F015B42A006
228	F011D40A018	227	F011W20A018	236	F012J00C018	202	F015A42A033	203	F015B42A012
228	F011D40A030	227	F011W20A030	236	F012J00C030	204	F015A43A000	203	F015B42A018
228	F011D40A037	227	F011W20A037	236	F012J00C037	204	F015A43A001	203	F015B42A030
228	F011D40A055	227	F011W20A055	236	F012J00C055	204	F015A43A006	203	F015B42A033
228	F011D40A059	227	F011W20A059	236	F012J00C059	204	F015A43A012	204	F015B43A000
228	F011D40B018	227	F011W20B018	202	F015A21A000	204	F015A43A018	204	F015B43A001
228	F011D40B030	227	F011W20B030	202	F015A21A001	204	F015A43A030	204	F015B43A006
228	F011D40B037	227	F011W20B037	202	F015A21A006	204	F015A43A033	204	F015B43A012
228	F011D40B055	227	F011W20B055	202	F015A21A012	203	F015B21A000	204	F015B43A018
228	F011D40B059	227	F011W20B059	202	F015A21A018	203	F015B21A001	204	F015B43A030
228	F011D40D018	227	F011W20D018	202	F015A21A030	203	F015B21A006	204	F015B43A033
228	F011D40D030	227	F011W20D030	202	F015A21A033	203	F015B21A012	205	F015C24A000
228	F011D40D037	227	F011W20D037	202	F015A22A000	203	F015B21A018	205	F015C24A001
228	F011D40D055	227	F011W20D055	202	F015A22A001	203	F015B21A030	205	F015C24A006
228	F011D40D059	227	F011W20D059	202	F015A22A006	203	F015B21A033	205	F015C24A012
228	F011E20A018	227	F011W30A018	202	F015A22A012	203	F015B22A000	205	F015C24A018
228	F011E20A030	227	F011W30A030	202	F015A22A018	203	F015B22A001	205	F015C24A030
228	F011E20A037	227	F011W30A037	202	F015A22A030	203	F015B22A006	205	F015C24A033
228	F011E20A055	227	F011W30A055	202	F015A22A033	203	F015B22A012	205	F015C34A000
228	F011E20A059	227	F011W30A059	204	F015A23A000	203	F015B22A018	205	F015C34A001
228	F011E20B018	227	F011W30B018	204	F015A23A001	203	F015B22A030	205	F015C34A006
228	F011E20B030	227	F011W30B030	204	F015A23A006	203	F015B22A033	205	F015C34A012
228	F011E20B037	227	F011W30B037	204	F015A23A012	204	F015B23A000	205	F015C34A018
228	F011E20B055	227	F011W30B055	204	F015A23A018	204	F015B23A001	205	F015C34A030
228	F011E20B059	227	F011W30B059	204	F015A23A030	204	F015B23A006	205	F015C34A033
228	F011E20D018	227	F011W30D018	204	F015A23A033	204	F015B23A012	205	F015C44A000
228	F011E20D030	227	F011W30D030	202	F015A31A000	204	F015B23A018	205	F015C44A001
228	F011E20D037	227	F011W30D037	202	F015A31A001	204	F015B23A030	205	F015C44A006
228	F011E20D055	227	F011W30D055	202	F015A31A006	204	F015B23A033	205	F015C44A012
228	F011E20D059	227	F011W30D059	202	F015A31A012	203	F015B31A000	205	F015C44A018
228	F011E30A018	227	F011W40A018	202	F015A31A018	203	F015B31A001	205	F015C44A030
228	F011E30A030	227	F011W40A030	202	F015A31A030	203	F015B31A006	205	F015C44A033
228	F011E30A037	227	F011W40A037	202	F015A31A033	203	F015B31A012	205	F015D21A000
228	F011E30A055	227	F011W40A055	202	F015A32A000	203	F015B31A018	205	F015D21A001
228	F011E30A059	227	F011W40A059	202	F015A32A001	203	F015B31A030	205	F015D21A006
228	F011E30B018	227	F011W40B018	202	F015A32A006	203	F015B31A033	205	F015D21A012
228	F011E30B030	227	F011W40B030	202	F015A32A012	203	F015B32A000	205	F015D21A018
228	F011E30B037	227	F011W40B037	202	F015A32A018	203	F015B32A001	205	F015D21A030
228	F011E30B055	227	F011W40B055	202	F015A32A030	203	F015B32A006	205	F015D21A033
228	F011E30B059	227	F011W40B059	202	F015A32A033	203	F015B32A012	205	F015D21B000
228	F011E30D018	227	F011W40D018	204	F015A33A000	203	F015B32A018	205	F015D21B001
228	F011E30D030	227	F011W40D030	204	F015A33A001	203	F015B32A030	205	F015D21B006
228	F011E30D037	227	F011W40D037	204	F015A33A006	203	F015B32A033	205	F015D21B012
228	F011E30D055	227	F011W40D055	204	F015A33A012	204	F015B33A000	205	F015D21B018
228	F011E30D059	227	F011W40D059	204	F015A33A018	204	F015B33A001	205	F015D21B030
228	F011E40A018	237	F012A01C018.A	204	F015A33A030	204	F015B33A006	205	F015D21B033
228	F011E40A030	237	F012A02C030.A	204	F015A33A033	204	F015B33A012	205	F015D21D000
228	F011E40A037	237	F012A02C037.A	202	F015A41A000	204	F015B33A018	205	F015D21D001
228	F011E40A055	237	F012A03C059.A	202	F015A41A001	204	F015B33A030	205	F015D21D006
228	F011E40A059	237	F012A04C055.A	202	F015A41A006	204	F015B33A033	205	F015D21D012

Page	Reference	Page	Reference	Page	Reference	Page	Reference	Page	Reference
205	F015D21D018	205	F015D31D001	205	F015D41B030	207	F015E21B006	207	F015E31A033
205	F015D21D030	205	F015D31D006	205	F015D41B033	207	F015E21B012	207	F015E31B000
205	F015D21D033	205	F015D31D012	205	F015D41D000	207	F015E21B018	207	F015E31B001
206	F015D22A000	205	F015D31D018	205	F015D41D001	207	F015E21B030	207	F015E31B006
206	F015D22A001	205	F015D31D030	205	F015D41D006	207	F015E21B033	207	F015E31B012
206	F015D22A006	205	F015D31D033	205	F015D41D012	207	F015E21D000	207	F015E31B018
206	F015D22A012	206	F015D32A000	205	F015D41D018	207	F015E21D001	207	F015E31B030
206	F015D22A018	206	F015D32A001	205	F015D41D030	207	F015E21D006	207	F015E31B033
206	F015D22A030	206	F015D32A006	205	F015D41D033	207	F015E21D012	207	F015E31D000
206	F015D22A033	206	F015D32A012	206	F015D42A000	207	F015E21D018	207	F015E31D001
206	F015D22B000	206	F015D32A018	206	F015D42A001	207	F015E21D030	207	F015E31D006
206	F015D22B001	206	F015D32A030	206	F015D42A006	207	F015E21D033	207	F015E31D012
206	F015D22B006	206	F015D32A033	206	F015D42A012	208	F015E22A000	207	F015E31D018
206	F015D22B012	206	F015D32B000	206	F015D42A018	208	F015E22A001	207	F015E31D030
206	F015D22B018	206	F015D32B001	206	F015D42A030	208	F015E22A006	207	F015E31D033
206	F015D22B030	206	F015D32B006	206	F015D42A033	208	F015E22A012	208	F015E32A000
206	F015D22B033	206	F015D32B012	206	F015D42B000	208	F015E22A018	208	F015E32A001
206	F015D22D000	206	F015D32B018	206	F015D42B001	208	F015E22A030	208	F015E32A006
206	F015D22D001	206	F015D32B030	206	F015D42B006	208	F015E22A033	208	F015E32A012
206	F015D22D006	206	F015D32B033	206	F015D42B012	208	F015E22B000	208	F015E32A018
206	F015D22D012	206	F015D32D000	206	F015D42B018	208	F015E22B001	208	F015E32A030
206	F015D22D018	206	F015D32D001	206	F015D42B030	208	F015E22B006	208	F015E32A033
206	F015D22D030	206	F015D32D006	206	F015D42B033	208	F015E22B012	208	F015E32B000
206	F015D22D033	206	F015D32D012	206	F015D42D000	208	F015E22B018	208	F015E32B001
209	F015D23A000	206	F015D32D018	206	F015D42D001	208	F015E22B030	208	F015E32B006
209	F015D23A001	206	F015D32D030	206	F015D42D006	208	F015E22B033	208	F015E32B012
209	F015D23A006	206	F015D32D033	206	F015D42D012	208	F015E22D000	208	F015E32B018
209	F015D23A012	209	F015D33A000	206	F015D42D018	208	F015E22D001	208	F015E32B030
209	F015D23A018	209	F015D33A001	206	F015D42D030	208	F015E22D006	208	F015E32B033
209	F015D23A030	209	F015D33A006	206	F015D42D033	208	F015E22D012	208	F015E32D000
209	F015D23A033	209	F015D33A012	209	F015D43A000	208	F015E22D018	208	F015E32D001
209	F015D23B000	209	F015D33A018	209	F015D43A001	208	F015E22D030	208	F015E32D006
209	F015D23B001	209	F015D33A030	209	F015D43A006	208	F015E22D033	208	F015E32D012
209	F015D23B006	209	F015D33A033	209	F015D43A012	210	F015E23A000	208	F015E32D018
209	F015D23B012	209	F015D33B000	209	F015D43A018	210	F015E23A001	208	F015E32D030
209	F015D23B018	209	F015D33B001	209	F015D43A030	210	F015E23A006	208	F015E32D033
209	F015D23B030	209	F015D33B006	209	F015D43A033	210	F015E23A012	210	F015E33A000
209	F015D23B033	209	F015D33B012	209	F015D43B000	210	F015E23A018	210	F015E33A001
209	F015D23D000	209	F015D33B018	209	F015D43B001	210	F015E23A030	210	F015E33A006
209	F015D23D001	209	F015D33B030	209	F015D43B006	210	F015E23A033	210	F015E33A012
209	F015D23D006	209	F015D33B033	209	F015D43B012	210	F015E23B000	210	F015E33A018
209	F015D23D012	209	F015D33D000	209	F015D43B018	210	F015E23B001	210	F015E33A030
209	F015D23D018	209	F015D33D001	209	F015D43B030	210	F015E23B006	210	F015E33A033
209	F015D23D030	209	F015D33D006	209	F015D43B033	210	F015E23B012	210	F015E33B000
209	F015D23D033	209	F015D33D012	209	F015D43D000	210	F015E23B018	210	F015E33B001
205	F015D31A000	209	F015D33D018	209	F015D43D001	210	F015E23B030	210	F015E33B006
205	F015D31A001	209	F015D33D030	209	F015D43D006	210	F015E23B033	210	F015E33B012
205	F015D31A006	209	F015D33D033	209	F015D43D012	210	F015E23D000	210	F015E33B018
205	F015D31A012	205	F015D41A000	209	F015D43D018	210	F015E23D001	210	F015E33B030
205	F015D31A018	205	F015D41A001	209	F015D43D030	210	F015E23D006	210	F015E33B033
205	F015D31A030	205	F015D41A006	209	F015D43D033	210	F015E23D012	210	F015E33D000
205	F015D31A033	205	F015D41A012	207	F015E21A000	210	F015E23D018	210	F015E33D001
205	F015D31B000	205	F015D41A018	207	F015E21A001	210	F015E23D030	210	F015E33D006
205	F015D31B001	205	F015D41A030	207	F015E21A006	210	F015E23D033	210	F015E33D012
205	F015D31B006	205	F015D41A033	207	F015E21A012	207	F015E31A000	210	F015E33D018
205	F015D31B012	205	F015D41B000	207	F015E21A018	207	F015E31A001	210	F015E33D030
205	F015D31B018	205	F015D41B001	207	F015E21A030	207	F015E31A006	210	F015E33D033
205	F015D31B030	205	F015D41B006	207	F015E21A033	207	F015E31A012	207	F015E41A000
205	F015D31B033	205	F015D41B012	207	F015E21B000	207	F015E31A018	207	F015E41A001
205	F015D31D000	205	F015D41B018	207	F015E21B001	207	F015E31A030	207	F015E41A006

Page	Reference	Page	Reference	Page	Reference	Page	Reference	Page	Reference
207	F015E41A012	211	F015F24A000	211	F015F44D018	195	F015H32A018	196	F015J31B018
207	F015E41A018	211	F015F24A001	211	F015F44D030	195	F015H32A030	196	F015J31B030
207	F015E41A030	211	F015F24A006	211	F015F44D033	195	F015H32A033	196	F015J31B033
207	F015E41A033	211	F015F24A012	194	F015G21A001	195	F015H41A001	196	F015J31D001
207	F015E41B000	211	F015F24A018	194	F015G21A006	195	F015H41A006	196	F015J31D006
207	F015E41B001	211	F015F24A030	194	F015G21A012	195	F015H41A012	196	F015J31D012
207	F015E41B006	211	F015F24A033	194	F015G21A018	195	F015H41A018	196	F015J31D018
207	F015E41B012	211	F015F24B000	194	F015G21A030	195	F015H41A030	196	F015J31D030
207	F015E41B018	211	F015F24B001	194	F015G21A033	195	F015H41A033	196	F015J31D033
207	F015E41B030	211	F015F24B006	194	F015G22A001	195	F015H42A001	197	F015J32A001
207	F015E41B033	211	F015F24B012	194	F015G22A006	195	F015H42A006	197	F015J32A006
207	F015E41D000	211	F015F24B018	194	F015G22A012	195	F015H42A012	197	F015J32A012
207	F015E41D001	211	F015F24B030	194	F015G22A018	195	F015H42A018	197	F015J32A018
207	F015E41D006	211	F015F24B033	194	F015G22A030	195	F015H42A030	197	F015J32A030
207	F015E41D012	211	F015F24D000	194	F015G22A033	195	F015H42A033	197	F015J32A033
207	F015E41D018	211	F015F24D001	194	F015G31A001	196	F015J21A001	197	F015J32B001
207	F015E41D030	211	F015F24D006	194	F015G31A006	196	F015J21A006	197	F015J32B006
207	F015E41D033	211	F015F24D012	194	F015G31A012	196	F015J21A012	197	F015J32B012
208	F015E42A000	211	F015F24D018	194	F015G31A018	196	F015J21A018	197	F015J32B018
208	F015E42A001	211	F015F24D030	194	F015G31A030	196	F015J21A030	197	F015J32B030
208	F015E42A006	211	F015F24D033	194	F015G31A033	196	F015J21A033	197	F015J32B033
208	F015E42A012	211	F015F34A000	194	F015G32A001	196	F015J21B001	197	F015J32D001
208	F015E42A018	211	F015F34A001	194	F015G32A006	196	F015J21B006	197	F015J32D006
208	F015E42A030	211	F015F34A006	194	F015G32A012	196	F015J21B012	197	F015J32D012
208	F015E42A033	211	F015F34A012	194	F015G32A018	196	F015J21B018	197	F015J32D018
208	F015E42B000	211	F015F34A018	194	F015G32A030	196	F015J21B030	197	F015J32D030
208	F015E42B001	211	F015F34A030	194	F015G32A033	196	F015J21B033	197	F015J32D033
208	F015E42B006	211	F015F34A033	194	F015G41A001	196	F015J21D001	196	F015J41A001
208	F015E42B012	211	F015F34B000	194	F015G41A006	196	F015J21D006	196	F015J41A006
208	F015E42B018	211	F015F34B001	194	F015G41A012	196	F015J21D012	196	F015J41A012
208	F015E42B030	211	F015F34B006	194	F015G41A018	196	F015J21D018	196	F015J41A018
208	F015E42B033	211	F015F34B012	194	F015G41A030	196	F015J21D030	196	F015J41A030
208	F015E42D000	211	F015F34B018	194	F015G41A033	196	F015J21D033	196	F015J41A033
208	F015E42D001	211	F015F34B030	194	F015G42A001	197	F015J22A001	196	F015J41B001
208	F015E42D006	211	F015F34B033	194	F015G42A006	197	F015J22A006	196	F015J41B006
208	F015E42D012	211	F015F34D000	194	F015G42A012	197	F015J22A012	196	F015J41B012
208	F015E42D018	211	F015F34D001	194	F015G42A018	197	F015J22A018	196	F015J41B018
208	F015E42D030	211	F015F34D006	194	F015G42A030	197	F015J22A030	196	F015J41B030
208	F015E42D033	211	F015F34D012	194	F015G42A033	197	F015J22A033	196	F015J41B033
210	F015E43A000	211	F015F34D018	195	F015H21A001	197	F015J22B001	196	F015J41D001
210	F015E43A001	211	F015F34D030	195	F015H21A006	197	F015J22B006	196	F015J41D006
210	F015E43A006	211	F015F34D033	195	F015H21A012	197	F015J22B012	196	F015J41D012
210	F015E43A012	211	F015F44A000	195	F015H21A018	197	F015J22B018	196	F015J41D018
210	F015E43A018	211	F015F44A001	195	F015H21A030	197	F015J22B030	196	F015J41D030
210	F015E43A030	211	F015F44A006	195	F015H21A033	197	F015J22B033	196	F015J41D033
210	F015E43A033	211	F015F44A012	195	F015H22A001	197	F015J22D001	197	F015J42A001
210	F015E43B000	211	F015F44A018	195	F015H22A006	197	F015J22D006	197	F015J42A006
210	F015E43B001	211	F015F44A030	195	F015H22A012	197	F015J22D012	197	F015J42A012
210	F015E43B006	211	F015F44A033	195	F015H22A018	197	F015J22D018	197	F015J42A018
210	F015E43B012	211	F015F44B000	195	F015H22A030	197	F015J22D030	197	F015J42A030
210	F015E43B018	211	F015F44B001	195	F015H22A033	197	F015J22D033	197	F015J42A033
210	F015E43B030	211	F015F44B006	195	F015H31A001	196	F015J31A001	197	F015J42B001
210	F015E43B033	211	F015F44B012	195	F015H31A006	196	F015J31A006	197	F015J42B006
210	F015E43D000	211	F015F44B018	195	F015H31A012	196	F015J31A012	197	F015J42B012
210	F015E43D001	211	F015F44B030	195	F015H31A018	196	F015J31A018	197	F015J42B018
210	F015E43D006	211	F015F44B033	195	F015H31A030	196	F015J31A030	197	F015J42B030
210	F015E43D012	211	F015F44D000	195	F015H31A033	196	F015J31A033	197	F015J42B033
210	F015E43D018	211	F015F44D001	195	F015H32A001	196	F015J31B001	197	F015J42D001
210	F015E43D030	211	F015F44D006	195	F015H32A006	196	F015J31B006	197	F015J42D006
210	F015E43D033	211	F015F44D012	195	F015H32A012	196	F015J31B012	197	F015J42D012

Page	Reference	Page	Reference	Page	Reference	Page	Reference	Page	Reference
197	F015J42D018	199	F015K32A018	200	F015L30A006	201	F015M40A033	252	F016A23B006
197	F015J42D030	199	F015K32A030	200	F015L30A012	201	F015M40B000	252	F016A23B012
197	F015J42D033	199	F015K32A033	200	F015L30A018	201	F015M40B001	252	F016A23B018
198	F015K21A001	199	F015K32B001	200	F015L30A030	201	F015M40B006	252	F016A23B030
198	F015K21A006	199	F015K32B006	200	F015L30A033	201	F015M40B012	252	F016A23B033
198	F015K21A012	199	F015K32B012	200	F015L40A000	201	F015M40B018	252	F016A23D001
198	F015K21A018	199	F015K32B018	200	F015L40A001	201	F015M40B030	252	F016A23D006
198	F015K21A030	199	F015K32B030	200	F015L40A006	201	F015M40B033	252	F016A23D012
198	F015K21A033	199	F015K32B033	200	F015L40A012	201	F015M40D000	252	F016A23D018
198	F015K21B001	199	F015K32D001	200	F015L40A018	201	F015M40D001	252	F016A23D030
198	F015K21B006	199	F015K32D006	200	F015L40A030	201	F015M40D006	252	F016A23D033
198	F015K21B012	199	F015K32D012	200	F015L40A033	201	F015M40D012	248	F016A31A001
198	F015K21B018	199	F015K32D018	201	F015M20A000	201	F015M40D018	248	F016A31A006
198	F015K21B030	199	F015K32D030	201	F015M20A001	201	F015M40D030	248	F016A31A012
198	F015K21B033	199	F015K32D033	201	F015M20A006	201	F015M40D033	248	F016A31A018
198	F015K21D001	198	F015K41A001	201	F015M20A012	199	F015Z000000	248	F016A31A030
198	F015K21D006	198	F015K41A006	201	F015M20A018	199	F015Z010000	248	F016A31A033
198	F015K21D012	198	F015K41A012	201	F015M20A030	248	F016A21A001	248	F016A31B001
198	F015K21D018	198	F015K41A018	201	F015M20A033	248	F016A21A006	248	F016A31B006
198	F015K21D030	198	F015K41A030	201	F015M20B000	248	F016A21A012	248	F016A31B012
198	F015K21D033	198	F015K41A033	201	F015M20B001	248	F016A21A018	248	F016A31B018
199	F015K22A001	198	F015K41B001	201	F015M20B006	248	F016A21A030	248	F016A31B030
199	F015K22A006	198	F015K41B006	201	F015M20B012	248	F016A21A033	248	F016A31B033
199	F015K22A012	198	F015K41B012	201	F015M20B018	248	F016A21B001	248	F016A31D001
199	F015K22A018	198	F015K41B018	201	F015M20B030	248	F016A21B006	248	F016A31D006
199	F015K22A030	198	F015K41B030	201	F015M20B033	248	F016A21B012	248	F016A31D012
199	F015K22A033	198	F015K41B033	201	F015M20D000	248	F016A21B018	248	F016A31D018
199	F015K22B001	198	F015K41D001	201	F015M20D001	248	F016A21B030	248	F016A31D030
199	F015K22B006	198	F015K41D006	201	F015M20D006	248	F016A21B033	248	F016A31D033
199	F015K22B012	198	F015K41D012	201	F015M20D012	248	F016A21D001	250	F016A32A001
199	F015K22B018	198	F015K41D018	201	F015M20D018	248	F016A21D006	250	F016A32A006
199	F015K22B030	198	F015K41D030	201	F015M20D030	248	F016A21D012	250	F016A32A012
199	F015K22B033	198	F015K41D033	201	F015M20D033	248	F016A21D018	250	F016A32A018
199	F015K22D001	199	F015K42A001	201	F015M30A000	248	F016A21D030	250	F016A32A030
199	F015K22D006	199	F015K42A006	201	F015M30A001	248	F016A21D033	250	F016A32A033
199	F015K22D012	199	F015K42A012	201	F015M30A006	250	F016A22A001	250	F016A32B001
199	F015K22D018	199	F015K42A018	201	F015M30A012	250	F016A22A006	250	F016A32B006
199	F015K22D030	199	F015K42A030	201	F015M30A018	250	F016A22A012	250	F016A32B012
199	F015K22D033	199	F015K42A033	201	F015M30A030	250	F016A22A018	250	F016A32B018
198	F015K31A001	199	F015K42B001	201	F015M30A033	250	F016A22A030	250	F016A32B030
198	F015K31A006	199	F015K42B006	201	F015M30B000	250	F016A22A033	250	F016A32B033
198	F015K31A012	199	F015K42B012	201	F015M30B001	250	F016A22B001	250	F016A32D001
198	F015K31A018	199	F015K42B018	201	F015M30B006	250	F016A22B006	250	F016A32D006
198	F015K31A030	199	F015K42B030	201	F015M30B012	250	F016A22B012	250	F016A32D012
198	F015K31A033	199	F015K42B033	201	F015M30B018	250	F016A22B018	250	F016A32D018
198	F015K31B001	199	F015K42D001	201	F015M30B030	250	F016A22B030	250	F016A32D030
198	F015K31B006	199	F015K42D006	201	F015M30B033	250	F016A22B033	250	F016A32D033
198	F015K31B012	199	F015K42D012	201	F015M30D000	250	F016A22D001	252	F016A33A001
198	F015K31B018	199	F015K42D018	201	F015M30D001	250	F016A22D006	252	F016A33A006
198	F015K31B030	199	F015K42D030	201	F015M30D006	250	F016A22D012	252	F016A33A012
198	F015K31B033	199	F015K42D033	201	F015M30D012	250	F016A22D018	252	F016A33A018
198	F015K31D001	200	F015L20A000	201	F015M30D018	250	F016A22D030	252	F016A33A030
198	F015K31D006	200	F015L20A001	201	F015M30D030	250	F016A22D033	252	F016A33A033
198	F015K31D012	200	F015L20A006	201	F015M30D033	252	F016A23A001	252	F016A33B001
198	F015K31D018	200	F015L20A012	201	F015M40A000	252	F016A23A006	252	F016A33B006
198	F015K31D030	200	F015L20A018	201	F015M40A001	252	F016A23A012	252	F016A33B012
198	F015K31D033	200	F015L20A030	201	F015M40A006	252	F016A23A018	252	F016A33B018
199	F015K32A001	200	F015L20A033	201	F015M40A012	252	F016A23A030	252	F016A33B030
199	F015K32A006	200	F015L30A000	201	F015M40A018	252	F016A23A033	252	F016A33B033
199	F015K32A012	200	F015L30A001	201	F015M40A030	252	F016A23B001	252	F016A33D001

Page	Reference	Page	Reference	Page	Reference	Page	Reference	Page	Reference
252	F016A33D006	249	F016B21A006	249	F016B31B006	249	F016B41D006	247	F016M24K006.A
252	F016A33D012	249	F016B21A012	249	F016B31B012	249	F016B41D012	247	F016M24K012.A
252	F016A33D018	249	F016B21A018	249	F016B31B018	249	F016B41D018	247	F016M24K018.A
252	F016A33D030	249	F016B21A030	249	F016B31B030	249	F016B41D030	247	F016M24K030.A
252	F016A33D033	249	F016B21A033	249	F016B31B033	249	F016B41D033	247	F016M24K033.A
248	F016A41A001	249	F016B21B001	249	F016B31D001	251	F016B42A001	247	F016M25K001.A
248	F016A41A006	249	F016B21B006	249	F016B31D006	251	F016B42A006	247	F016M25K006.A
248	F016A41A012	249	F016B21B012	249	F016B31D012	251	F016B42A012	247	F016M25K012.A
248	F016A41A018	249	F016B21B018	249	F016B31D018	251	F016B42A018	247	F016M25K018.A
248	F016A41A030	249	F016B21B030	249	F016B31D030	251	F016B42A030	247	F016M25K030.A
248	F016A41A033	249	F016B21B033	249	F016B31D033	251	F016B42A033	247	F016M25K033.A
248	F016A41B001	249	F016B21D001	251	F016B32A001	251	F016B42B001	244	F016M31K001.A
248	F016A41B006	249	F016B21D006	251	F016B32A006	251	F016B42B006	244	F016M31K006.A
248	F016A41B012	249	F016B21D012	251	F016B32A012	251	F016B42B012	244	F016M31K012.A
248	F016A41B018	249	F016B21D018	251	F016B32A018	251	F016B42B018	244	F016M31K018.A
248	F016A41B030	249	F016B21D030	251	F016B32A030	251	F016B42B030	244	F016M31K030.A
248	F016A41B033	249	F016B21D033	251	F016B32A033	251	F016B42B033	244	F016M31K033.A
248	F016A41D001	251	F016B22A001	251	F016B32B001	251	F016B42D001	245	F016M32K001.A
248	F016A41D006	251	F016B22A006	251	F016B32B006	251	F016B42D006	245	F016M32K006.A
248	F016A41D012	251	F016B22A012	251	F016B32B012	251	F016B42D012	245	F016M32K012.A
248	F016A41D018	251	F016B22A018	251	F016B32B018	251	F016B42D018	245	F016M32K018.A
248	F016A41D030	251	F016B22A030	251	F016B32B030	251	F016B42D030	245	F016M32K030.A
248	F016A41D033	251	F016B22A033	251	F016B32B033	251	F016B42D033	245	F016M32K033.A
250	F016A42A001	251	F016B22B001	251	F016B32D001	253	F016B43A001	246	F016M33K001.A
250	F016A42A006	251	F016B22B006	251	F016B32D006	253	F016B43A006	246	F016M33K006.A
250	F016A42A012	251	F016B22B012	251	F016B32D012	253	F016B43A012	246	F016M33K012.A
250	F016A42A018	251	F016B22B018	251	F016B32D018	253	F016B43A018	246	F016M33K018.A
250	F016A42A030	251	F016B22B030	251	F016B32D030	253	F016B43A030	246	F016M33K030.A
250	F016A42A033	251	F016B22B033	251	F016B32D033	253	F016B43A033	246	F016M33K033.A
250	F016A42B001	251	F016B22D001	253	F016B33A001	253	F016B43B001	247	F016M34K001.A
250	F016A42B006	251	F016B22D006	253	F016B33A006	253	F016B43B006	247	F016M34K006.A
250	F016A42B012	251	F016B22D012	253	F016B33A012	253	F016B43B012	247	F016M34K012.A
250	F016A42B018	251	F016B22D018	253	F016B33A018	253	F016B43B018	247	F016M34K018.A
250	F016A42B030	251	F016B22D030	253	F016B33A030	253	F016B43B030	247	F016M34K030.A
250	F016A42B033	251	F016B22D033	253	F016B33A033	253	F016B43B033	247	F016M34K033.A
250	F016A42D001	253	F016B23A001	253	F016B33B001	253	F016B43D001	247	F016M35K001.A
250	F016A42D006	253	F016B23A006	253	F016B33B006	253	F016B43D006	247	F016M35K006.A
250	F016A42D012	253	F016B23A012	253	F016B33B012	253	F016B43D012	247	F016M35K012.A
250	F016A42D018	253	F016B23A018	253	F016B33B018	253	F016B43D018	247	F016M35K018.A
250	F016A42D030	253	F016B23A030	253	F016B33B030	253	F016B43D030	247	F016M35K030.A
250	F016A42D033	253	F016B23A033	253	F016B33B033	253	F016B43D033	247	F016M35K033.A
252	F016A43A001	253	F016B23B001	253	F016B33D001	244	F016M21K001.A	244	F016M41K001.A
252	F016A43A006	253	F016B23B006	253	F016B33D006	244	F016M21K006.A	244	F016M41K006.A
252	F016A43A012	253	F016B23B012	253	F016B33D012	244	F016M21K012.A	244	F016M41K012.A
252	F016A43A018	253	F016B23B018	253	F016B33D018	244	F016M21K018.A	244	F016M41K018.A
252	F016A43A030	253	F016B23B030	253	F016B33D030	244	F016M21K030.A	244	F016M41K030.A
252	F016A43A033	253	F016B23B033	253	F016B33D033	244	F016M21K033.A	244	F016M41K033.A
252	F016A43B001	253	F016B23D001	249	F016B41A001	245	F016M22K001.A	245	F016M42K001.A
252	F016A43B006	253	F016B23D006	249	F016B41A006	245	F016M22K006.A	245	F016M42K006.A
252	F016A43B012	253	F016B23D012	249	F016B41A012	245	F016M22K012.A	245	F016M42K012.A
252	F016A43B018	253	F016B23D018	249	F016B41A018	245	F016M22K018.A	245	F016M42K018.A
252	F016A43B030	253	F016B23D030	249	F016B41A030	245	F016M22K030.A	245	F016M42K030.A
252	F016A43B033	253	F016B23D033	249	F016B41A033	245	F016M22K033.A	245	F016M42K033.A
252	F016A43D001	249	F016B31A001	249	F016B41B001	246	F016M23K001.A	246	F016M43K001.A
252	F016A43D006	249	F016B31A006	249	F016B41B006	246	F016M23K006.A	246	F016M43K006.A
252	F016A43D012	249	F016B31A012	249	F016B41B012	246	F016M23K012.A	246	F016M43K012.A
252	F016A43D018	249	F016B31A018	249	F016B41B018	246	F016M23K018.A	246	F016M43K018.A
252	F016A43D030	249	F016B31A030	249	F016B41B030	246	F016M23K030.A	246	F016M43K030.A
252	F016A43D033	249	F016B31A033	249	F016B41B033	246	F016M23K033.A	246	F016M43K033.A
249	F016B21A001	249	F016B31B001	249	F016B41D001	247	F016M24K001.A	247	F016M44K001.A

Page	Reference	Page	Reference	Page	Reference	Page	Reference	Page	Reference
247	F016M44K006.A	246	F016N43K006.A	173	F018A23B030	173	F018A33B013	174	F018C25A033
247	F016M44K012.A	246	F016N43K012.A	173	F018A23B033	173	F018A33B018	174	F018C25B001
247	F016M44K018.A	246	F016N43K018.A	173	F018A23D001	173	F018A33B025	174	F018C25B012
247	F016M44K030.A	246	F016N43K030.A	173	F018A23D012	173	F018A33B030	174	F018C25B013
247	F016M44K033.A	246	F016N43K033.A	173	F018A23D013	173	F018A33B033	174	F018C25B018
247	F016M45K001.A	253	F016Z000000	173	F018A23D018	173	F018A33D001	174	F018C25B025
247	F016M45K006.A	172	F018A21A001	173	F018A23D025	173	F018A33D012	174	F018C25B030
247	F016M45K012.A	172	F018A21A012	173	F018A23D030	173	F018A33D013	174	F018C25B033
247	F016M45K018.A	172	F018A21A013	173	F018A23D033	173	F018A33D018	174	F018C25D001
247	F016M45K030.A	172	F018A21A018	172	F018A31A001	173	F018A33D025	174	F018C25D012
247	F016M45K033.A	172	F018A21A025	172	F018A31A012	173	F018A33D030	174	F018C25D013
244	F016N21K001.A	172	F018A21A030	172	F018A31A013	173	F018A33D033	174	F018C25D018
244	F016N21K006.A	172	F018A21A033	172	F018A31A018	174	F018B22A001	174	F018C25D025
244	F016N21K012.A	172	F018A21B001	172	F018A31A025	174	F018B22A012	174	F018C25D030
244	F016N21K018.A	172	F018A21B012	172	F018A31A030	174	F018B22A013	174	F018C25D033
244	F016N21K030.A	172	F018A21B013	172	F018A31A033	174	F018B22A018	174	F018C35A001
244	F016N21K033.A	172	F018A21B018	172	F018A31B001	174	F018B22A025	174	F018C35A012
245	F016N22K001.A	172	F018A21B025	172	F018A31B012	174	F018B22A030	174	F018C35A013
245	F016N22K006.A	172	F018A21B030	172	F018A31B013	174	F018B22A033	174	F018C35A018
245	F016N22K012.A	172	F018A21B033	172	F018A31B018	174	F018B22B001	174	F018C35A025
245	F016N22K018.A	172	F018A21D001	172	F018A31B025	174	F018B22B012	174	F018C35A030
245	F016N22K030.A	172	F018A21D012	172	F018A31B030	174	F018B22B013	174	F018C35A033
245	F016N22K033.A	172	F018A21D013	172	F018A31B033	174	F018B22B018	174	F018C35B001
246	F016N23K001.A	172	F018A21D018	172	F018A31D001	174	F018B22B025	174	F018C35B012
246	F016N23K006.A	172	F018A21D025	172	F018A31D012	174	F018B22B030	174	F018C35B013
246	F016N23K012.A	172	F018A21D030	172	F018A31D013	174	F018B22B033	174	F018C35B018
246	F016N23K018.A	172	F018A21D033	172	F018A31D018	174	F018B22D001	174	F018C35B025
246	F016N23K030.A	173	F018A22A001	172	F018A31D025	174	F018B22D012	174	F018C35B030
246	F016N23K033.A	173	F018A22A012	172	F018A31D030	174	F018B22D013	174	F018C35B033
244	F016N31K001.A	173	F018A22A013	172	F018A31D033	174	F018B22D018	174	F018C35D001
244	F016N31K006.A	173	F018A22A018	173	F018A32A001	174	F018B22D025	174	F018C35D012
244	F016N31K012.A	173	F018A22A025	173	F018A32A012	174	F018B22D030	174	F018C35D013
244	F016N31K018.A	173	F018A22A030	173	F018A32A013	174	F018B22D033	174	F018C35D018
244	F016N31K030.A	173	F018A22A033	173	F018A32A018	174	F018B32A001	174	F018C35D025
244	F016N31K033.A	173	F018A22B001	173	F018A32A025	174	F018B32A012	174	F018C35D030
245	F016N32K001.A	173	F018A22B012	173	F018A32A030	174	F018B32A013	174	F018C35D033
245	F016N32K006.A	173	F018A22B013	173	F018A32A033	174	F018B32A018	175	F018D25A001
245	F016N32K012.A	173	F018A22B018	173	F018A32B001	174	F018B32A025	175	F018D25A012
245	F016N32K018.A	173	F018A22B025	173	F018A32B012	174	F018B32A030	175	F018D25A013
245	F016N32K030.A	173	F018A22B030	173	F018A32B013	174	F018B32A033	175	F018D25A018
245	F016N32K033.A	173	F018A22B033	173	F018A32B018	174	F018B32B001	175	F018D25A025
246	F016N33K001.A	173	F018A22D001	173	F018A32B025	174	F018B32B012	175	F018D25A030
246	F016N33K006.A	173	F018A22D012	173	F018A32B030	174	F018B32B013	175	F018D25A033
246	F016N33K012.A	173	F018A22D013	173	F018A32B033	174	F018B32B018	175	F018D25B001
246	F016N33K018.A	173	F018A22D018	173	F018A32D001	174	F018B32B025	175	F018D25B012
246	F016N33K030.A	173	F018A22D025	173	F018A32D012	174	F018B32B030	175	F018D25B013
246	F016N33K033.A	173	F018A22D030	173	F018A32D013	174	F018B32B033	175	F018D25B018
244	F016N41K001.A	173	F018A22D033	173	F018A32D018	174	F018B32D001	175	F018D25B025
244	F016N41K006.A	173	F018A23A001	173	F018A32D025	174	F018B32D012	175	F018D25B030
244	F016N41K012.A	173	F018A23A012	173	F018A32D030	174	F018B32D013	175	F018D25B033
244	F016N41K018.A	173	F018A23A013	173	F018A32D033	174	F018B32D018	175	F018D25D001
244	F016N41K030.A	173	F018A23A018	173	F018A33A001	174	F018B32D025	175	F018D25D012
244	F016N41K033.A	173	F018A23A025	173	F018A33A012	174	F018B32D030	175	F018D25D013
245	F016N42K001.A	173	F018A23A030	173	F018A33A013	174	F018B32D033	175	F018D25D018
245	F016N42K006.A	173	F018A23A033	173	F018A33A018	174	F018C25A001	175	F018D25D025
245	F016N42K012.A	173	F018A23B001	173	F018A33A025	174	F018C25A012	175	F018D25D030
245	F016N42K018.A	173	F018A23B012	173	F018A33A030	174	F018C25A013	175	F018D25D033
245	F016N42K030.A	173	F018A23B013	173	F018A33A033	174	F018C25A018	175	F018D35A001
245	F016N42K033.A	173	F018A23B018	173	F018A33B001	174	F018C25A025	175	F018D35A012
246	F016N43K001.A	173	F018A23B025	173	F018A33B012	174	F018C25A030	175	F018D35A013

Page	Reference	Page	Reference	Page	Reference	Page	Reference	Page	Reference
175	F018D35A018	176	F018F22B001	260	F019A21D018	261	F019B22D018	550	F020A23H018
175	F018D35A025	176	F018F22B012	260	F019A21D030	261	F019B22D030	550	F020A23H030
175	F018D35A030	176	F018F22B013	260	F019A21D033	261	F019B22D033	550	F020A23H033
175	F018D35A033	176	F018F22B018	260	F019A22D001	263	F019B23D001	552	F020A24H001
175	F018D35B001	176	F018F22B025	260	F019A22D006	263	F019B23D006	552	F020A24H006
175	F018D35B012	176	F018F22B030	260	F019A22D012	263	F019B23D012	552	F020A24H012
175	F018D35B013	176	F018F22B033	260	F019A22D018	263	F019B23D018	552	F020A24H018
175	F018D35B018	176	F018F22D001	260	F019A22D030	263	F019B23D030	552	F020A24H030
175	F018D35B025	176	F018F22D012	260	F019A22D033	263	F019B23D033	552	F020A24H033
175	F018D35B030	176	F018F22D013	262	F019A23D001	261	F019B31D001	546	F020A25H001
175	F018D35B033	176	F018F22D018	262	F019A23D006	261	F019B31D006	546	F020A25H006
175	F018D35D001	176	F018F22D025	262	F019A23D012	261	F019B31D012	546	F020A25H012
175	F018D35D012	176	F018F22D030	262	F019A23D018	261	F019B31D018	546	F020A25H018
175	F018D35D013	176	F018F22D033	262	F019A23D030	261	F019B31D030	546	F020A25H030
175	F018D35D018	176	F018F31A001	262	F019A23D033	261	F019B31D033	546	F020A25H033
175	F018D35D025	176	F018F31A012	260	F019A31D001	261	F019B32D001	548	F020A26H001
175	F018D35D030	176	F018F31A013	260	F019A31D006	261	F019B32D006	548	F020A26H006
175	F018D35D033	176	F018F31A018	260	F019A31D012	261	F019B32D012	548	F020A26H012
172	F018E21K001	176	F018F31A025	260	F019A31D018	261	F019B32D018	548	F020A26H018
172	F018E21K012	176	F018F31A030	260	F019A31D030	261	F019B32D030	548	F020A26H030
172	F018E21K013	176	F018F31A033	260	F019A31D033	261	F019B32D033	548	F020A26H033
172	F018E21K018	176	F018F31B001	260	F019A32D001	263	F019B33D001	550	F020A27H001
172	F018E21K025	176	F018F31B012	260	F019A32D006	263	F019B33D006	550	F020A27H006
172	F018E21K030	176	F018F31B013	260	F019A32D012	263	F019B33D012	550	F020A27H012
172	F018E21K033	176	F018F31B018	260	F019A32D018	263	F019B33D018	550	F020A27H018
172	F018E31K001	176	F018F31B025	260	F019A32D030	263	F019B33D030	550	F020A27H030
172	F018E31K012	176	F018F31B030	260	F019A32D033	263	F019B33D033	550	F020A27H033
172	F018E31K013	176	F018F31B033	262	F019A33D001	261	F019B41D001	552	F020A28H001
172	F018E31K018	176	F018F31D001	262	F019A33D006	261	F019B41D006	552	F020A28H006
172	F018E31K025	176	F018F31D012	262	F019A33D012	261	F019B41D012	552	F020A28H012
172	F018E31K030	176	F018F31D013	262	F019A33D018	261	F019B41D018	552	F020A28H018
172	F018E31K033	176	F018F31D018	262	F019A33D030	261	F019B41D030	552	F020A28H030
176	F018F21A001	176	F018F31D025	262	F019A33D033	261	F019B41D033	552	F020A28H033
176	F018F21A012	176	F018F31D030	260	F019A41D001	261	F019B42D001	546	F020A2AH001
176	F018F21A013	176	F018F31D033	260	F019A41D006	261	F019B42D006	546	F020A2AH006
176	F018F21A018	176	F018F32A001	260	F019A41D012	261	F019B42D012	546	F020A2AH012
176	F018F21A025	176	F018F32A012	260	F019A41D018	261	F019B42D018	546	F020A2AH018
176	F018F21A030	176	F018F32A013	260	F019A41D030	261	F019B42D030	546	F020A2AH030
176	F018F21A033	176	F018F32A018	260	F019A41D033	261	F019B42D033	546	F020A2AH033
176	F018F21B001	176	F018F32A025	260	F019A42D001	263	F019B43D001	549	F020A2BH001
176	F018F21B012	176	F018F32A030	260	F019A42D006	263	F019B43D006	549	F020A2BH006
176	F018F21B013	176	F018F32A033	260	F019A42D012	263	F019B43D012	549	F020A2BH012
176	F018F21B018	176	F018F32B001	260	F019A42D018	263	F019B43D018	549	F020A2BH018
176	F018F21B025	176	F018F32B012	260	F019A42D030	263	F019B43D030	549	F020A2BH030
176	F018F21B030	176	F018F32B013	260	F019A42D033	263	F019B43D033	549	F020A2BH033
176	F018F21B033	176	F018F32B018	262	F019A43D001	546	F020A21H001	551	F020A2CH001
176	F018F21D001	176	F018F32B025	262	F019A43D006	546	F020A21H006	551	F020A2CH006
176	F018F21D012	176	F018F32B030	262	F019A43D012	546	F020A21H012	551	F020A2CH012
176	F018F21D013	176	F018F32B033	262	F019A43D018	546	F020A21H018	551	F020A2CH018
176	F018F21D018	176	F018F32D001	262	F019A43D030	546	F020A21H030	551	F020A2CH030
176	F018F21D025	176	F018F32D012	262	F019A43D033	546	F020A21H033	551	F020A2CH033
176	F018F21D030	176	F018F32D013	261	F019B21D001	548	F020A22H001	553	F020A2DH001
176	F018F21D033	176	F018F32D018	261	F019B21D006	548	F020A22H006	553	F020A2DH006
176	F018F22A001	176	F018F32D025	261	F019B21D012	548	F020A22H012	553	F020A2DH012
176	F018F22A012	176	F018F32D030	261	F019B21D018	548	F020A22H018	553	F020A2DH018
176	F018F22A013	176	F018F32D033	261	F019B21D030	548	F020A22H030	553	F020A2DH030
176	F018F22A018	177	F018Z000000	261	F019B21D033	548	F020A22H033	553	F020A2DH033
176	F018F22A025	260	F019A21D001	261	F019B22D001	550	F020A23H001	547	F020A2EH001
176	F018F22A030	260	F019A21D006	261	F019B22D006	550	F020A23H006	547	F020A2EH006
176	F018F22A033	260	F019A21D012	261	F019B22D012	550	F020A23H012	547	F020A2EH012

Page	Reference	Page	Reference	Page	Reference	Page	Reference	Page	Reference
547	F020A2EH018	550	F020A33H018	547	F020A3EH018	550	F020A43H018	547	F020A4EH018
547	F020A2EH030	550	F020A33H030	547	F020A3EH030	550	F020A43H030	547	F020A4EH030
547	F020A2EH033	550	F020A33H033	547	F020A3EH033	550	F020A43H033	547	F020A4EH033
549	F020A2FH001	552	F020A34H001	549	F020A3FH001	552	F020A44H001	549	F020A4FH001
549	F020A2FH006	552	F020A34H006	549	F020A3FH006	552	F020A44H006	549	F020A4FH006
549	F020A2FH012	552	F020A34H012	549	F020A3FH012	552	F020A44H012	549	F020A4FH012
549	F020A2FH018	552	F020A34H018	549	F020A3FH018	552	F020A44H018	549	F020A4FH018
549	F020A2FH030	552	F020A34H030	549	F020A3FH030	552	F020A44H030	549	F020A4FH030
549	F020A2FH033	552	F020A34H033	549	F020A3FH033	552	F020A44H033	549	F020A4FH033
551	F020A2GH001	546	F020A35H001	551	F020A3GH001	546	F020A45H001	551	F020A4GH001
551	F020A2GH006	546	F020A35H006	551	F020A3GH006	546	F020A45H006	551	F020A4GH006
551	F020A2GH012	546	F020A35H012	551	F020A3GH012	546	F020A45H012	551	F020A4GH012
551	F020A2GH018	546	F020A35H018	551	F020A3GH018	546	F020A45H018	551	F020A4GH018
551	F020A2GH030	546	F020A35H030	551	F020A3GH030	546	F020A45H030	551	F020A4GH030
551	F020A2GH033	546	F020A35H033	551	F020A3GH033	546	F020A45H033	551	F020A4GH033
553	F020A2HH001	548	F020A36H001	553	F020A3HH001	548	F020A46H001	553	F020A4HH001
553	F020A2HH006	548	F020A36H006	553	F020A3HH006	548	F020A46H006	553	F020A4HH006
553	F020A2HH012	548	F020A36H012	553	F020A3HH012	548	F020A46H012	553	F020A4HH012
553	F020A2HH018	548	F020A36H018	553	F020A3HH018	548	F020A46H018	553	F020A4HH018
553	F020A2HH030	548	F020A36H030	553	F020A3HH030	548	F020A46H030	553	F020A4HH030
553	F020A2HH033	548	F020A36H033	553	F020A3HH033	548	F020A46H033	553	F020A4HH033
547	F020A2JH001	550	F020A37H001	547	F020A3JH001	550	F020A47H001	547	F020A4JH001
547	F020A2JH006	550	F020A37H006	547	F020A3JH006	550	F020A47H006	547	F020A4JH006
547	F020A2JH012	550	F020A37H012	547	F020A3JH012	550	F020A47H012	547	F020A4JH012
547	F020A2JH018	550	F020A37H018	547	F020A3JH018	550	F020A47H018	547	F020A4JH018
547	F020A2JH030	550	F020A37H030	547	F020A3JH030	550	F020A47H030	547	F020A4JH030
547	F020A2JH033	550	F020A37H033	547	F020A3JH033	550	F020A47H033	547	F020A4JH033
549	F020A2KH001	552	F020A38H001	549	F020A3KH001	552	F020A48H001	549	F020A4KH001
549	F020A2KH006	552	F020A38H006	549	F020A3KH006	552	F020A48H006	549	F020A4KH006
549	F020A2KH012	552	F020A38H012	549	F020A3KH012	552	F020A48H012	549	F020A4KH012
549	F020A2KH018	552	F020A38H018	549	F020A3KH018	552	F020A48H018	549	F020A4KH018
549	F020A2KH030	552	F020A38H030	549	F020A3KH030	552	F020A48H030	549	F020A4KH030
549	F020A2KH033	552	F020A38H033	549	F020A3KH033	552	F020A48H033	549	F020A4KH033
551	F020A2LH001	546	F020A39H001	551	F020A3LH001	546	F020A49H001	551	F020A4LH001
551	F020A2LH006	546	F020A39H006	551	F020A3LH006	546	F020A49H006	551	F020A4LH006
551	F020A2LH012	546	F020A39H012	551	F020A3LH012	546	F020A49H012	551	F020A4LH012
551	F020A2LH018	546	F020A39H018	551	F020A3LH018	546	F020A49H018	551	F020A4LH018
551	F020A2LH030	546	F020A39H030	551	F020A3LH030	546	F020A49H030	551	F020A4LH030
551	F020A2LH033	546	F020A39H033	551	F020A3LH033	546	F020A49H033	551	F020A4LH033
553	F020A2MH001	549	F020A3BH001	553	F020A3MH001	549	F020A4BH001	553	F020A4MH001
553	F020A2MH006	549	F020A3BH006	553	F020A3MH006	549	F020A4BH006	553	F020A4MH006
553	F020A2MH012	549	F020A3BH012	553	F020A3MH012	549	F020A4BH012	553	F020A4MH012
553	F020A2MH018	549	F020A3BH018	553	F020A3MH018	549	F020A4BH018	553	F020A4MH018
553	F020A2MH030	549	F020A3BH030	553	F020A3MH030	549	F020A4BH030	553	F020A4MH030
553	F020A2MH033	549	F020A3BH033	553	F020A3MH033	549	F020A4BH033	553	F020A4MH033
546	F020A31H001	551	F020A3CH001	546	F020A41H001	551	F020A4CH001	546	F020B21H001
546	F020A31H006	551	F020A3CH006	546	F020A41H006	551	F020A4CH006	546	F020B21H006
546	F020A31H012	551	F020A3CH012	546	F020A41H012	551	F020A4CH012	546	F020B21H012
546	F020A31H018	551	F020A3CH018	546	F020A41H018	551	F020A4CH018	546	F020B21H018
546	F020A31H030	551	F020A3CH030	546	F020A41H030	551	F020A4CH030	546	F020B21H030
546	F020A31H033	551	F020A3CH033	546	F020A41H033	551	F020A4CH033	546	F020B21H033
548	F020A32H001	553	F020A3DH001	548	F020A42H001	553	F020A4DH001	548	F020B22H001
548	F020A32H006	553	F020A3DH006	548	F020A42H006	553	F020A4DH006	548	F020B22H006
548	F020A32H012	553	F020A3DH012	548	F020A42H012	553	F020A4DH012	548	F020B22H012
548	F020A32H018	553	F020A3DH018	548	F020A42H018	553	F020A4DH018	548	F020B22H018
548	F020A32H030	553	F020A3DH030	548	F020A42H030	553	F020A4DH030	548	F020B22H030
548	F020A32H033	553	F020A3DH033	548	F020A42H033	553	F020A4DH033	548	F020B22H033
550	F020A33H001	547	F020A3EH001	550	F020A43H001	547	F020A4EH001	550	F020B23H001
550	F020A33H006	547	F020A3EH006	550	F020A43H006	547	F020A4EH006	550	F020B23H006
550	F020A33H012	547	F020A3EH012	550	F020A43H012	547	F020A4EH012	550	F020B23H012

Page	Reference	Page	Reference	Page	Reference	Page	Reference	Page	Reference
550	F020B23H018	547	F020B2EH018	550	F020B33H018	547	F020B3EH018	550	F020B43H018
550	F020B23H030	547	F020B2EH030	550	F020B33H030	547	F020B3EH030	550	F020B43H030
550	F020B23H033	547	F020B2EH033	550	F020B33H033	547	F020B3EH033	550	F020B43H033
552	F020B24H001	549	F020B2FH001	552	F020B34H001	549	F020B3FH001	552	F020B44H001
552	F020B24H006	549	F020B2FH006	552	F020B34H006	549	F020B3FH006	552	F020B44H006
552	F020B24H012	549	F020B2FH012	552	F020B34H012	549	F020B3FH012	552	F020B44H012
552	F020B24H018	549	F020B2FH018	552	F020B34H018	549	F020B3FH018	552	F020B44H018
552	F020B24H030	549	F020B2FH030	552	F020B34H030	549	F020B3FH030	552	F020B44H030
552	F020B24H033	549	F020B2FH033	552	F020B34H033	549	F020B3FH033	552	F020B44H033
546	F020B25H001	551	F020B2GH001	546	F020B35H001	551	F020B3GH001	546	F020B45H001
546	F020B25H006	551	F020B2GH006	546	F020B35H006	551	F020B3GH006	546	F020B45H006
546	F020B25H012	551	F020B2GH012	546	F020B35H012	551	F020B3GH012	546	F020B45H012
546	F020B25H018	551	F020B2GH018	546	F020B35H018	551	F020B3GH018	546	F020B45H018
546	F020B25H030	551	F020B2GH030	546	F020B35H030	551	F020B3GH030	546	F020B45H030
546	F020B25H033	551	F020B2GH033	546	F020B35H033	551	F020B3GH033	546	F020B45H033
548	F020B26H001	553	F020B2HH001	548	F020B36H001	553	F020B3HH001	548	F020B46H001
548	F020B26H006	553	F020B2HH006	548	F020B36H006	553	F020B3HH006	548	F020B46H006
548	F020B26H012	553	F020B2HH012	548	F020B36H012	553	F020B3HH012	548	F020B46H012
548	F020B26H018	553	F020B2HH018	548	F020B36H018	553	F020B3HH018	548	F020B46H018
548	F020B26H030	553	F020B2HH030	548	F020B36H030	553	F020B3HH030	548	F020B46H030
548	F020B26H033	553	F020B2HH033	548	F020B36H033	553	F020B3HH033	548	F020B46H033
550	F020B27H001	547	F020B2JH001	550	F020B37H001	547	F020B3JH001	550	F020B47H001
550	F020B27H006	547	F020B2JH006	550	F020B37H006	547	F020B3JH006	550	F020B47H006
550	F020B27H012	547	F020B2JH012	550	F020B37H012	547	F020B3JH012	550	F020B47H012
550	F020B27H018	547	F020B2JH018	550	F020B37H018	547	F020B3JH018	550	F020B47H018
550	F020B27H030	547	F020B2JH030	550	F020B37H030	547	F020B3JH030	550	F020B47H030
550	F020B27H033	547	F020B2JH033	550	F020B37H033	547	F020B3JH033	550	F020B47H033
552	F020B28H001	549	F020B2KH001	552	F020B38H001	549	F020B3KH001	552	F020B48H001
552	F020B28H006	549	F020B2KH006	552	F020B38H006	549	F020B3KH006	552	F020B48H006
552	F020B28H012	549	F020B2KH012	552	F020B38H012	549	F020B3KH012	552	F020B48H012
552	F020B28H018	549	F020B2KH018	552	F020B38H018	549	F020B3KH018	552	F020B48H018
552	F020B28H030	549	F020B2KH030	552	F020B38H030	549	F020B3KH030	552	F020B48H030
552	F020B28H033	549	F020B2KH033	552	F020B38H033	549	F020B3KH033	552	F020B48H033
546	F020B2AH001	551	F020B2LH001	546	F020B3AH001	551	F020B3LH001	546	F020B4AH001
546	F020B2AH006	551	F020B2LH006	546	F020B3AH006	551	F020B3LH006	546	F020B4AH006
546	F020B2AH012	551	F020B2LH012	546	F020B3AH012	551	F020B3LH012	546	F020B4AH012
546	F020B2AH018	551	F020B2LH018	546	F020B3AH018	551	F020B3LH018	546	F020B4AH018
546	F020B2AH030	551	F020B2LH030	546	F020B3AH030	551	F020B3LH030	546	F020B4AH030
546	F020B2AH033	551	F020B2LH033	546	F020B3AH033	551	F020B3LH033	546	F020B4AH033
549	F020B2BH001	553	F020B2MH001	549	F020B3BH001	553	F020B3MH001	549	F020B4BH001
549	F020B2BH006	553	F020B2MH006	549	F020B3BH006	553	F020B3MH006	549	F020B4BH006
549	F020B2BH012	553	F020B2MH012	549	F020B3BH012	553	F020B3MH012	549	F020B4BH012
549	F020B2BH018	553	F020B2MH018	549	F020B3BH018	553	F020B3MH018	549	F020B4BH018
549	F020B2BH030	553	F020B2MH030	549	F020B3BH030	553	F020B3MH030	549	F020B4BH030
549	F020B2BH033	553	F020B2MH033	549	F020B3BH033	553	F020B3MH033	549	F020B4BH033
551	F020B2CH001	546	F020B31H001	551	F020B3CH001	546	F020B41H001	551	F020B4CH001
551	F020B2CH006	546	F020B31H006	551	F020B3CH006	546	F020B41H006	551	F020B4CH006
551	F020B2CH012	546	F020B31H012	551	F020B3CH012	546	F020B41H012	551	F020B4CH012
551	F020B2CH018	546	F020B31H018	551	F020B3CH018	546	F020B41H018	551	F020B4CH018
551	F020B2CH030	546	F020B31H030	551	F020B3CH030	546	F020B41H030	551	F020B4CH030
551	F020B2CH033	546	F020B31H033	551	F020B3CH033	546	F020B41H033	551	F020B4CH033
553	F020B2DH001	548	F020B32H001	553	F020B3DH001	548	F020B42H001	553	F020B4DH001
553	F020B2DH006	548	F020B32H006	553	F020B3DH006	548	F020B42H006	553	F020B4DH006
553	F020B2DH012	548	F020B32H012	553	F020B3DH012	548	F020B42H012	553	F020B4DH012
553	F020B2DH018	548	F020B32H018	553	F020B3DH018	548	F020B42H018	553	F020B4DH018
553	F020B2DH030	548	F020B32H030	553	F020B3DH030	548	F020B42H030	553	F020B4DH030
553	F020B2DH033	548	F020B32H033	553	F020B3DH033	548	F020B42H033	553	F020B4DH033
547	F020B2EH001	550	F020B33H001	547	F020B3EH001	550	F020B43H001	547	F020B4EH001
547	F020B2EH006	550	F020B33H006	547	F020B3EH006	550	F020B43H006	547	F020B4EH006
547	F020B2EH012	550	F020B33H012	547	F020B3EH012	550	F020B43H012	547	F020B4EH012

Page	Reference	Page	Reference	Page	Reference	Page	Reference	Page	Reference
547	F020B4EH018	552	F020C24H018	549	F020C2KH018	551	F020C3CH018	552	F020C44H018
547	F020B4EH030	552	F020C24H030	549	F020C2KH030	551	F020C3CH030	552	F020C44H030
547	F020B4EH033	552	F020C24H033	549	F020C2KH033	551	F020C3CH033	552	F020C44H033
549	F020B4FH001	548	F020C26H001	551	F020C2LH001	553	F020C3DH001	548	F020C46H001
549	F020B4FH006	548	F020C26H006	551	F020C2LH006	553	F020C3DH006	548	F020C46H006
549	F020B4FH012	548	F020C26H012	551	F020C2LH012	553	F020C3DH012	548	F020C46H012
549	F020B4FH018	548	F020C26H018	551	F020C2LH018	553	F020C3DH018	548	F020C46H018
549	F020B4FH030	548	F020C26H030	551	F020C2LH030	553	F020C3DH030	548	F020C46H030
549	F020B4FH033	548	F020C26H033	551	F020C2LH033	553	F020C3DH033	548	F020C46H033
551	F020B4GH001	550	F020C27H001	553	F020C2MH001	549	F020C3FH001	550	F020C47H001
551	F020B4GH006	550	F020C27H006	553	F020C2MH006	549	F020C3FH006	550	F020C47H006
551	F020B4GH012	550	F020C27H012	553	F020C2MH012	549	F020C3FH012	550	F020C47H012
551	F020B4GH018	550	F020C27H018	553	F020C2MH018	549	F020C3FH018	550	F020C47H018
551	F020B4GH030	550	F020C27H030	553	F020C2MH030	549	F020C3FH030	550	F020C47H030
551	F020B4GH033	550	F020C27H033	553	F020C2MH033	549	F020C3FH033	550	F020C47H033
553	F020B4HH001	552	F020C28H001	548	F020C32H001	551	F020C3GH001	552	F020C48H001
553	F020B4HH006	552	F020C28H006	548	F020C32H006	551	F020C3GH006	552	F020C48H006
553	F020B4HH012	552	F020C28H012	548	F020C32H012	551	F020C3GH012	552	F020C48H012
553	F020B4HH018	552	F020C28H018	548	F020C32H018	551	F020C3GH018	552	F020C48H018
553	F020B4HH030	552	F020C28H030	548	F020C32H030	551	F020C3GH030	552	F020C48H030
553	F020B4HH033	552	F020C28H033	548	F020C32H033	551	F020C3GH033	552	F020C48H033
547	F020B4JH001	549	F020C2BH001	550	F020C33H001	553	F020C3HH001	549	F020C4BH001
547	F020B4JH006	549	F020C2BH006	550	F020C33H006	553	F020C3HH006	549	F020C4BH006
547	F020B4JH012	549	F020C2BH012	550	F020C33H012	553	F020C3HH012	549	F020C4BH012
547	F020B4JH018	549	F020C2BH018	550	F020C33H018	553	F020C3HH018	549	F020C4BH018
547	F020B4JH030	549	F020C2BH030	550	F020C33H030	553	F020C3HH030	549	F020C4BH030
547	F020B4JH033	549	F020C2BH033	550	F020C33H033	553	F020C3HH033	549	F020C4BH033
549	F020B4KH001	551	F020C2CH001	552	F020C34H001	549	F020C3KH001	551	F020C4CH001
549	F020B4KH006	551	F020C2CH006	552	F020C34H006	549	F020C3KH006	551	F020C4CH006
549	F020B4KH012	551	F020C2CH012	552	F020C34H012	549	F020C3KH012	551	F020C4CH012
549	F020B4KH018	551	F020C2CH018	552	F020C34H018	549	F020C3KH018	551	F020C4CH018
549	F020B4KH030	551	F020C2CH030	552	F020C34H030	549	F020C3KH030	551	F020C4CH030
549	F020B4KH033	551	F020C2CH033	552	F020C34H033	549	F020C3KH033	551	F020C4CH033
551	F020B4LH001	553	F020C2DH001	548	F020C36H001	551	F020C3LH001	553	F020C4DH001
551	F020B4LH006	553	F020C2DH006	548	F020C36H006	551	F020C3LH006	553	F020C4DH006
551	F020B4LH012	553	F020C2DH012	548	F020C36H012	551	F020C3LH012	553	F020C4DH012
551	F020B4LH018	553	F020C2DH018	548	F020C36H018	551	F020C3LH018	553	F020C4DH018
551	F020B4LH030	553	F020C2DH030	548	F020C36H030	551	F020C3LH030	553	F020C4DH030
551	F020B4LH033	553	F020C2DH033	548	F020C36H033	551	F020C3LH033	553	F020C4DH033
553	F020B4MH001	549	F020C2FH001	550	F020C37H001	553	F020C3MH001	549	F020C4FH001
553	F020B4MH006	549	F020C2FH006	550	F020C37H006	553	F020C3MH006	549	F020C4FH006
553	F020B4MH012	549	F020C2FH012	550	F020C37H012	553	F020C3MH012	549	F020C4FH012
553	F020B4MH018	549	F020C2FH018	550	F020C37H018	553	F020C3MH018	549	F020C4FH018
553	F020B4MH030	549	F020C2FH030	550	F020C37H030	553	F020C3MH030	549	F020C4FH030
553	F020B4MH033	549	F020C2FH033	550	F020C37H033	553	F020C3MH033	549	F020C4FH033
548	F020C22H001	551	F020C2GH001	552	F020C38H001	548	F020C42H001	551	F020C4GH001
548	F020C22H006	551	F020C2GH006	552	F020C38H006	548	F020C42H006	551	F020C4GH006
548	F020C22H012	551	F020C2GH012	552	F020C38H012	548	F020C42H012	551	F020C4GH012
548	F020C22H018	551	F020C2GH018	552	F020C38H018	548	F020C42H018	551	F020C4GH018
548	F020C22H030	551	F020C2GH030	552	F020C38H030	548	F020C42H030	551	F020C4GH030
548	F020C22H033	551	F020C2GH033	552	F020C38H033	548	F020C42H033	551	F020C4GH033
550	F020C23H001	553	F020C2HH001	549	F020C3BH001	550	F020C43H001	553	F020C4HH001
550	F020C23H006	553	F020C2HH006	549	F020C3BH006	550	F020C43H006	553	F020C4HH006
550	F020C23H012	553	F020C2HH012	549	F020C3BH012	550	F020C43H012	553	F020C4HH012
550	F020C23H018	553	F020C2HH018	549	F020C3BH018	550	F020C43H018	553	F020C4HH018
550	F020C23H030	553	F020C2HH030	549	F020C3BH030	550	F020C43H030	553	F020C4HH030
550	F020C23H033	553	F020C2HH033	549	F020C3BH033	550	F020C43H033	553	F020C4HH033
552	F020C24H001	549	F020C2KH001	551	F020C3CH001	552	F020C44H001	549	F020C4KH001
552	F020C24H006	549	F020C2KH006	551	F020C3CH006	552	F020C44H006	549	F020C4KH006
552	F020C24H012	549	F020C2KH012	551	F020C3CH012	552	F020C44H012	549	F020C4KH012

Page	Reference	Page	Reference	Page	Reference	Page	Reference	Page	Reference
565	F021A4FA018	566	F021B23A018	574	F021B28D018	571	F021B2FD018	569	F021B2MA018
565	F021A4FA030	566	F021B23A030	574	F021B28D030	571	F021B2FD030	569	F021B2MA030
565	F021A4FA033	566	F021B23A033	574	F021B28D033	571	F021B2FD033	569	F021B2MA033
567	F021A4GA001	572	F021B23D001	562	F021B2AA001	567	F021B2GA001	575	F021B2MD001
567	F021A4GA006	572	F021B23D006	562	F021B2AA006	567	F021B2GA006	575	F021B2MD006
567	F021A4GA012	572	F021B23D012	562	F021B2AA012	567	F021B2GA012	575	F021B2MD012
567	F021A4GA018	572	F021B23D018	562	F021B2AA018	567	F021B2GA018	575	F021B2MD018
567	F021A4GA030	572	F021B23D030	562	F021B2AA030	567	F021B2GA030	575	F021B2MD030
567	F021A4GA033	572	F021B23D033	562	F021B2AA033	567	F021B2GA033	575	F021B2MD033
569	F021A4HA001	568	F021B24A001	565	F021B2BA001	573	F021B2GD001	562	F021B31A001
569	F021A4HA006	568	F021B24A006	565	F021B2BA006	573	F021B2GD006	562	F021B31A006
569	F021A4HA012	568	F021B24A012	565	F021B2BA012	573	F021B2GD012	562	F021B31A012
569	F021A4HA018	568	F021B24A018	565	F021B2BA018	573	F021B2GD018	562	F021B31A018
569	F021A4HA030	568	F021B24A030	565	F021B2BA030	573	F021B2GD030	562	F021B31A030
569	F021A4HA033	568	F021B24A033	565	F021B2BA033	573	F021B2GD033	562	F021B31A033
563	F021A4JA001	574	F021B24D001	570	F021B2BD001	569	F021B2HA001	564	F021B32A001
563	F021A4JA006	574	F021B24D006	570	F021B2BD006	569	F021B2HA006	564	F021B32A006
563	F021A4JA012	574	F021B24D012	570	F021B2BD012	569	F021B2HA012	564	F021B32A012
563	F021A4JA018	574	F021B24D018	570	F021B2BD018	569	F021B2HA018	564	F021B32A018
563	F021A4JA030	574	F021B24D030	570	F021B2BD030	569	F021B2HA030	564	F021B32A030
563	F021A4JA033	574	F021B24D033	570	F021B2BD033	569	F021B2HA033	564	F021B32A033
565	F021A4KA001	562	F021B25A001	567	F021B2CA001	575	F021B2HD001	570	F021B32D001
565	F021A4KA006	562	F021B25A006	567	F021B2CA006	575	F021B2HD006	570	F021B32D006
565	F021A4KA012	562	F021B25A012	567	F021B2CA012	575	F021B2HD012	570	F021B32D012
565	F021A4KA018	562	F021B25A018	567	F021B2CA018	575	F021B2HD018	570	F021B32D018
565	F021A4KA030	562	F021B25A030	567	F021B2CA030	575	F021B2HD030	570	F021B32D030
565	F021A4KA033	562	F021B25A033	567	F021B2CA033	575	F021B2HD033	570	F021B32D033
567	F021A4LA001	564	F021B26A001	572	F021B2CD001	563	F021B2JA001	566	F021B33A001
567	F021A4LA006	564	F021B26A006	572	F021B2CD006	563	F021B2JA006	566	F021B33A006
567	F021A4LA012	564	F021B26A012	572	F021B2CD012	563	F021B2JA012	566	F021B33A012
567	F021A4LA018	564	F021B26A018	572	F021B2CD018	563	F021B2JA018	566	F021B33A018
567	F021A4LA030	564	F021B26A030	572	F021B2CD030	563	F021B2JA030	566	F021B33A030
567	F021A4LA033	564	F021B26A033	572	F021B2CD033	563	F021B2JA033	566	F021B33A033
569	F021A4MA001	570	F021B26D001	569	F021B2DA001	565	F021B2KA001	572	F021B33D001
569	F021A4MA006	570	F021B26D006	569	F021B2DA006	565	F021B2KA006	572	F021B33D006
569	F021A4MA012	570	F021B26D012	569	F021B2DA012	565	F021B2KA012	572	F021B33D012
569	F021A4MA018	570	F021B26D018	569	F021B2DA018	565	F021B2KA018	572	F021B33D018
569	F021A4MA030	570	F021B26D030	569	F021B2DA030	565	F021B2KA030	572	F021B33D030
569	F021A4MA033	570	F021B26D033	569	F021B2DA033	565	F021B2KA033	572	F021B33D033
562	F021B21A001	566	F021B27A001	574	F021B2DD001	571	F021B2KD001	568	F021B34A001
562	F021B21A006	566	F021B27A006	574	F021B2DD006	571	F021B2KD006	568	F021B34A006
562	F021B21A012	566	F021B27A012	574	F021B2DD012	571	F021B2KD012	568	F021B34A012
562	F021B21A018	566	F021B27A018	574	F021B2DD018	571	F021B2KD018	568	F021B34A018
562	F021B21A030	566	F021B27A030	574	F021B2DD030	571	F021B2KD030	568	F021B34A030
562	F021B21A033	566	F021B27A033	574	F021B2DD033	571	F021B2KD033	568	F021B34A033
564	F021B22A001	572	F021B27D001	563	F021B2EA001	567	F021B2LA001	574	F021B34D001
564	F021B22A006	572	F021B27D006	563	F021B2EA006	567	F021B2LA006	574	F021B34D006
564	F021B22A012	572	F021B27D012	563	F021B2EA012	567	F021B2LA012	574	F021B34D012
564	F021B22A018	572	F021B27D018	563	F021B2EA018	567	F021B2LA018	574	F021B34D018
564	F021B22A030	572	F021B27D030	563	F021B2EA030	567	F021B2LA030	574	F021B34D030
564	F021B22A033	572	F021B27D033	563	F021B2EA033	567	F021B2LA033	574	F021B34D033
570	F021B22D001	568	F021B28A001	565	F021B2FA001	573	F021B2LD001	562	F021B35A001
570	F021B22D006	568	F021B28A006	565	F021B2FA006	573	F021B2LD006	562	F021B35A006
570	F021B22D012	568	F021B28A012	565	F021B2FA012	573	F021B2LD012	562	F021B35A012
570	F021B22D018	568	F021B28A018	565	F021B2FA018	573	F021B2LD018	562	F021B35A018
570	F021B22D030	568	F021B28A030	565	F021B2FA030	573	F021B2LD030	562	F021B35A030
570	F021B22D033	568	F021B28A033	565	F021B2FA033	573	F021B2LD033	562	F021B35A033
566	F021B23A001	574	F021B28D001	571	F021B2FD001	569	F021B2MA001	564	F021B36A001
566	F021B23A006	574	F021B28D006	571	F021B2FD006	569	F021B2MA006	564	F021B36A006
566	F021B23A012	574	F021B28D012	571	F021B2FD012	569	F021B2MA012	564	F021B36A012

Page	Reference	Page	Reference	Page	Reference	Page	Reference	Page	Reference
564	F021B36A018	572	F021B3CD018	563	F021B3JA018	566	F021B43A018	574	F021B48D018
564	F021B36A030	572	F021B3CD030	563	F021B3JA030	566	F021B43A030	574	F021B48D030
564	F021B36A033	572	F021B3CD033	563	F021B3JA033	566	F021B43A033	574	F021B48D033
570	F021B36D001	569	F021B3DA001	565	F021B3KA001	572	F021B43D001	562	F021B4AA001
570	F021B36D006	569	F021B3DA006	565	F021B3KA006	572	F021B43D006	562	F021B4AA006
570	F021B36D012	569	F021B3DA012	565	F021B3KA012	572	F021B43D012	562	F021B4AA012
570	F021B36D018	569	F021B3DA018	565	F021B3KA018	572	F021B43D018	562	F021B4AA018
570	F021B36D030	569	F021B3DA030	565	F021B3KA030	572	F021B43D030	562	F021B4AA030
570	F021B36D033	569	F021B3DA033	565	F021B3KA033	572	F021B43D033	562	F021B4AA033
566	F021B37A001	574	F021B3DD001	571	F021B3KD001	568	F021B44A001	565	F021B4BA001
566	F021B37A006	574	F021B3DD006	571	F021B3KD006	568	F021B44A006	565	F021B4BA006
566	F021B37A012	574	F021B3DD012	571	F021B3KD012	568	F021B44A012	565	F021B4BA012
566	F021B37A018	574	F021B3DD018	571	F021B3KD018	568	F021B44A018	565	F021B4BA018
566	F021B37A030	574	F021B3DD030	571	F021B3KD030	568	F021B44A030	565	F021B4BA030
566	F021B37A033	574	F021B3DD033	571	F021B3KD033	568	F021B44A033	565	F021B4BA033
572	F021B37D001	563	F021B3EA001	567	F021B3LA001	574	F021B44D001	570	F021B4BD001
572	F021B37D006	563	F021B3EA006	567	F021B3LA006	574	F021B44D006	570	F021B4BD006
572	F021B37D012	563	F021B3EA012	567	F021B3LA012	574	F021B44D012	570	F021B4BD012
572	F021B37D018	563	F021B3EA018	567	F021B3LA018	574	F021B44D018	570	F021B4BD018
572	F021B37D030	563	F021B3EA030	567	F021B3LA030	574	F021B44D030	570	F021B4BD030
572	F021B37D033	563	F021B3EA033	567	F021B3LA033	574	F021B44D033	570	F021B4BD033
568	F021B38A001	565	F021B3FA001	573	F021B3LD001	562	F021B45A001	567	F021B4CA001
568	F021B38A006	565	F021B3FA006	573	F021B3LD006	562	F021B45A006	567	F021B4CA006
568	F021B38A012	565	F021B3FA012	573	F021B3LD012	562	F021B45A012	567	F021B4CA012
568	F021B38A018	565	F021B3FA018	573	F021B3LD018	562	F021B45A018	567	F021B4CA018
568	F021B38A030	565	F021B3FA030	573	F021B3LD030	562	F021B45A030	567	F021B4CA030
568	F021B38A033	565	F021B3FA033	573	F021B3LD033	562	F021B45A033	567	F021B4CA033
574	F021B38D001	571	F021B3FD001	569	F021B3MA001	564	F021B46A001	572	F021B4CD001
574	F021B38D006	571	F021B3FD006	569	F021B3MA006	564	F021B46A006	572	F021B4CD006
574	F021B38D012	571	F021B3FD012	569	F021B3MA012	564	F021B46A012	572	F021B4CD012
574	F021B38D018	571	F021B3FD018	569	F021B3MA018	564	F021B46A018	572	F021B4CD018
574	F021B38D030	571	F021B3FD030	569	F021B3MA030	564	F021B46A030	572	F021B4CD030
574	F021B38D033	571	F021B3FD033	569	F021B3MA033	564	F021B46A033	572	F021B4CD033
562	F021B3AA001	567	F021B3GA001	575	F021B3MD001	570	F021B46D001	569	F021B4DA001
562	F021B3AA006	567	F021B3GA006	575	F021B3MD006	570	F021B46D006	569	F021B4DA006
562	F021B3AA012	567	F021B3GA012	575	F021B3MD012	570	F021B46D012	569	F021B4DA012
562	F021B3AA018	567	F021B3GA018	575	F021B3MD018	570	F021B46D018	569	F021B4DA018
562	F021B3AA030	567	F021B3GA030	575	F021B3MD030	570	F021B46D030	569	F021B4DA030
562	F021B3AA033	567	F021B3GA033	575	F021B3MD033	570	F021B46D033	569	F021B4DA033
565	F021B3BA001	573	F021B3GD001	562	F021B41A001	566	F021B47A001	574	F021B4DD001
565	F021B3BA006	573	F021B3GD006	562	F021B41A006	566	F021B47A006	574	F021B4DD006
565	F021B3BA012	573	F021B3GD012	562	F021B41A012	566	F021B47A012	574	F021B4DD012
565	F021B3BA018	573	F021B3GD018	562	F021B41A018	566	F021B47A018	574	F021B4DD018
565	F021B3BA030	573	F021B3GD030	562	F021B41A030	566	F021B47A030	574	F021B4DD030
565	F021B3BA033	573	F021B3GD033	562	F021B41A033	566	F021B47A033	574	F021B4DD033
570	F021B3BD001	569	F021B3HA001	564	F021B42A001	572	F021B47D001	563	F021B4EA001
570	F021B3BD006	569	F021B3HA006	564	F021B42A006	572	F021B47D006	563	F021B4EA006
570	F021B3BD012	569	F021B3HA012	564	F021B42A012	572	F021B47D012	563	F021B4EA012
570	F021B3BD018	569	F021B3HA018	564	F021B42A018	572	F021B47D018	563	F021B4EA018
570	F021B3BD030	569	F021B3HA030	564	F021B42A030	572	F021B47D030	563	F021B4EA030
570	F021B3BD033	569	F021B3HA033	564	F021B42A033	572	F021B47D033	563	F021B4EA033
567	F021B3CA001	575	F021B3HD001	570	F021B42D001	568	F021B48A001	565	F021B4FA001
567	F021B3CA006	575	F021B3HD006	570	F021B42D006	568	F021B48A006	565	F021B4FA006
567	F021B3CA012	575	F021B3HD012	570	F021B42D012	568	F021B48A012	565	F021B4FA012
567	F021B3CA018	575	F021B3HD018	570	F021B42D018	568	F021B48A018	565	F021B4FA018
567	F021B3CA030	575	F021B3HD030	570	F021B42D030	568	F021B48A030	565	F021B4FA030
567	F021B3CA033	575	F021B3HD033	570	F021B42D033	568	F021B48A033	565	F021B4FA033
572	F021B3CD001	563	F021B3JA001	566	F021B43A001	574	F021B48D001	571	F021B4FD001
572	F021B3CD006	563	F021B3JA006	566	F021B43A006	574	F021B48D006	571	F021B4FD006
572	F021B3CD012	563	F021B3JA012	566	F021B43A012	574	F021B48D012	571	F021B4FD012

Page	Reference	Page	Reference	Page	Reference	Page	Reference	Page	Reference
569	F021C4MA018	578	F021G3KA018	580	F021G4LD018	579	F021H3MA018	581	F021J2MD018
569	F021C4MA030	578	F021G3KA030	580	F021G4LD030	579	F021H3MA030	581	F021J2MD030
569	F021C4MA033	578	F021G3KA033	580	F021G4LD033	579	F021H3MA033	581	F021J2MD033
575	F021C4MD001	580	F021G3KD001	579	F021G4MA001	578	F021H4JA001	578	F021J3KA001
575	F021C4MD006	580	F021G3KD006	579	F021G4MA006	578	F021H4JA006	578	F021J3KA006
575	F021C4MD012	580	F021G3KD012	579	F021G4MA012	578	F021H4JA012	578	F021J3KA012
575	F021C4MD018	580	F021G3KD018	579	F021G4MA018	578	F021H4JA018	578	F021J3KA018
575	F021C4MD030	580	F021G3KD030	579	F021G4MA030	578	F021H4JA030	578	F021J3KA030
575	F021C4MD033	580	F021G3KD033	579	F021G4MA033	578	F021H4JA033	578	F021J3KA033
578	F021G2JA001	579	F021G3LA001	581	F021G4MD001	578	F021H4KA001	580	F021J3KD001
578	F021G2JA006	579	F021G3LA006	581	F021G4MD006	578	F021H4KA006	580	F021J3KD006
578	F021G2JA012	579	F021G3LA012	581	F021G4MD012	578	F021H4KA012	580	F021J3KD012
578	F021G2JA018	579	F021G3LA018	581	F021G4MD018	578	F021H4KA018	580	F021J3KD018
578	F021G2JA030	579	F021G3LA030	581	F021G4MD030	578	F021H4KA030	580	F021J3KD030
578	F021G2JA033	579	F021G3LA033	581	F021G4MD033	578	F021H4KA033	580	F021J3KD033
578	F021G2KA001	580	F021G3LD001	578	F021H2JA001	579	F021H4LA001	579	F021J3LA001
578	F021G2KA006	580	F021G3LD006	578	F021H2JA006	579	F021H4LA006	579	F021J3LA006
578	F021G2KA012	580	F021G3LD012	578	F021H2JA012	579	F021H4LA012	579	F021J3LA012
578	F021G2KA018	580	F021G3LD018	578	F021H2JA018	579	F021H4LA018	579	F021J3LA018
578	F021G2KA030	580	F021G3LD030	578	F021H2JA030	579	F021H4LA030	579	F021J3LA030
578	F021G2KA033	580	F021G3LD033	578	F021H2JA033	579	F021H4LA033	579	F021J3LA033
580	F021G2KD001	579	F021G3MA001	578	F021H2KA001	579	F021H4MA001	580	F021J3LD001
580	F021G2KD006	579	F021G3MA006	578	F021H2KA006	579	F021H4MA006	580	F021J3LD006
580	F021G2KD012	579	F021G3MA012	578	F021H2KA012	579	F021H4MA012	580	F021J3LD012
580	F021G2KD018	579	F021G3MA018	578	F021H2KA018	579	F021H4MA018	580	F021J3LD018
580	F021G2KD030	579	F021G3MA030	578	F021H2KA030	579	F021H4MA030	580	F021J3LD030
580	F021G2KD033	579	F021G3MA033	578	F021H2KA033	579	F021H4MA033	580	F021J3LD033
579	F021G2LA001	581	F021G3MD001	579	F021H2LA001	578	F021J2KA001	579	F021J3MA001
579	F021G2LA006	581	F021G3MD006	579	F021H2LA006	578	F021J2KA006	579	F021J3MA006
579	F021G2LA012	581	F021G3MD012	579	F021H2LA012	578	F021J2KA012	579	F021J3MA012
579	F021G2LA018	581	F021G3MD018	579	F021H2LA018	578	F021J2KA018	579	F021J3MA018
579	F021G2LA030	581	F021G3MD030	579	F021H2LA030	578	F021J2KA030	579	F021J3MA030
579	F021G2LA033	581	F021G3MD033	579	F021H2LA033	578	F021J2KA033	579	F021J3MA033
580	F021G2LD001	578	F021G4JA001	579	F021H2MA001	580	F021J2KD001	581	F021J3MD001
580	F021G2LD006	578	F021G4JA006	579	F021H2MA006	580	F021J2KD006	581	F021J3MD006
580	F021G2LD012	578	F021G4JA012	579	F021H2MA012	580	F021J2KD012	581	F021J3MD012
580	F021G2LD018	578	F021G4JA018	579	F021H2MA018	580	F021J2KD018	581	F021J3MD018
580	F021G2LD030	578	F021G4JA030	579	F021H2MA030	580	F021J2KD030	581	F021J3MD030
580	F021G2LD033	578	F021G4JA033	579	F021H2MA033	580	F021J2KD033	581	F021J3MD033
579	F021G2MA001	578	F021G4KA001	578	F021H3JA001	579	F021J2LA001	578	F021J4KA001
579	F021G2MA006	578	F021G4KA006	578	F021H3JA006	579	F021J2LA006	578	F021J4KA006
579	F021G2MA012	578	F021G4KA012	578	F021H3JA012	579	F021J2LA012	578	F021J4KA012
579	F021G2MA018	578	F021G4KA018	578	F021H3JA018	579	F021J2LA018	578	F021J4KA018
579	F021G2MA030	578	F021G4KA030	578	F021H3JA030	579	F021J2LA030	578	F021J4KA030
579	F021G2MA033	578	F021G4KA033	578	F021H3JA033	579	F021J2LA033	578	F021J4KA033
581	F021G2MD001	580	F021G4KD001	578	F021H3KA001	580	F021J2LD001	580	F021J4KD001
581	F021G2MD006	580	F021G4KD006	578	F021H3KA006	580	F021J2LD006	580	F021J4KD006
581	F021G2MD012	580	F021G4KD012	578	F021H3KA012	580	F021J2LD012	580	F021J4KD012
581	F021G2MD018	580	F021G4KD018	578	F021H3KA018	580	F021J2LD018	580	F021J4KD018
581	F021G2MD030	580	F021G4KD030	578	F021H3KA030	580	F021J2LD030	580	F021J4KD030
581	F021G2MD033	580	F021G4KD033	578	F021H3KA033	580	F021J2LD033	580	F021J4KD033
578	F021G3JA001	579	F021G4LA001	579	F021H3LA001	579	F021J2MA001	579	F021J4LA001
578	F021G3JA006	579	F021G4LA006	579	F021H3LA006	579	F021J2MA006	579	F021J4LA006
578	F021G3JA012	579	F021G4LA012	579	F021H3LA012	579	F021J2MA012	579	F021J4LA012
578	F021G3JA018	579	F021G4LA018	579	F021H3LA018	579	F021J2MA018	579	F021J4LA018
578	F021G3JA030	579	F021G4LA030	579	F021H3LA030	579	F021J2MA030	579	F021J4LA030
578	F021G3JA033	579	F021G4LA033	579	F021H3LA033	579	F021J2MA033	579	F021J4LA033
578	F021G3KA001	580	F021G4LD001	579	F021H3MA001	581	F021J2MD001	580	F021J4LD001
578	F021G3KA006	580	F021G4LD006	579	F021H3MA006	581	F021J2MD006	580	F021J4LD006
578	F021G3KA012	580	F021G4LD012	579	F021H3MA012	581	F021J2MD012	580	F021J4LD012

Page	Reference	Page	Reference	Page	Reference	Page	Reference	Page	Reference
580	F021J4LD018	576	F021MRKJ018	577	F021QTLTLD018	150	F023B3AB001	150	F023B4BD001
580	F021J4LD030	576	F021MRKJ030	577	F021QTLTLD030	150	F023B3AB006	150	F023B4BD006
580	F021J4LD033	576	F021MRKJ033	577	F021QTLTLD033	150	F023B3AB012	150	F023B4BD012
579	F021J4MA001	576	F021MRLJ001	577	F021QTMD001	150	F023B3AB018	150	F023B4BD018
579	F021J4MA006	576	F021MRLJ006	577	F021QTMD006	150	F023B3AB030	150	F023B4BD030
579	F021J4MA012	576	F021MRLJ012	577	F021QTMD012	150	F023B3AB033	150	F023B4BD033
579	F021J4MA018	576	F021MRLJ018	577	F021QTMD018	150	F023B3AD001	151	F023C2CA001
579	F021J4MA030	576	F021MRLJ030	577	F021QTMD030	150	F023B3AD006	151	F023C2CA006
579	F021J4MA033	576	F021MRLJ033	577	F021QTMD033	150	F023B3AD012	151	F023C2CA012
581	F021J4MD001	576	F021MRMJ001	558	F021Z010000	150	F023B3AD018	151	F023C2CA018
581	F021J4MD006	576	F021MRMJ006	583	F021Z020000	150	F023B3AD030	151	F023C2CA030
581	F021J4MD012	576	F021MRMJ012	583	F021Z030000	150	F023B3AD033	151	F023C2CA033
581	F021J4MD018	576	F021MRMJ018	584	F021Z040000	150	F023B3BA001	151	F023C2CB001
581	F021J4MD030	576	F021MRMJ030	584	F021Z050000	150	F023B3BA006	151	F023C2CB006
581	F021J4MD033	576	F021MRMJ033	584	F021Z060000	150	F023B3BA012	151	F023C2CB012
582	F021KTJD001	576	F021MWKJ001	558	F021Z070000	150	F023B3BA018	151	F023C2CB018
582	F021KTJD006	576	F021MWKJ006	558	F021Z090000	150	F023B3BA030	151	F023C2CB030
582	F021KTJD012	576	F021MWKJ012	558	F021Z100000	150	F023B3BA033	151	F023C2CB033
582	F021KTJD018	576	F021MWKJ018	150	F023B2AA001	150	F023B3BB001	151	F023C2CD001
582	F021KTJD030	576	F021MWKJ030	150	F023B2AA006	150	F023B3BB006	151	F023C2CD006
582	F021KTJD033	576	F021MWKJ033	150	F023B2AA012	150	F023B3BB012	151	F023C2CD012
582	F021KTKD001	576	F021MWLJ001	150	F023B2AA018	150	F023B3BB018	151	F023C2CD018
582	F021KTKD006	576	F021MWLJ006	150	F023B2AA030	150	F023B3BB030	151	F023C2CD030
582	F021KTKD012	576	F021MWLJ012	150	F023B2AA033	150	F023B3BB033	151	F023C2CD033
582	F021KTKD018	576	F021MWLJ018	150	F023B2AB001	150	F023B3BD001	151	F023C2DA001
582	F021KTKD030	576	F021MWLJ030	150	F023B2AB006	150	F023B3BD006	151	F023C2DA006
582	F021KTKD033	576	F021MWLJ033	150	F023B2AB012	150	F023B3BD012	151	F023C2DA012
582	F021KTLD001	576	F021MWMJ001	150	F023B2AB018	150	F023B3BD018	151	F023C2DA018
582	F021KTLD006	576	F021MWMJ006	150	F023B2AB030	150	F023B3BD030	151	F023C2DA030
582	F021KTLD012	576	F021MWMJ012	150	F023B2AB033	150	F023B3BD033	151	F023C2DA033
582	F021KTLD018	576	F021MWMJ018	150	F023B2AD001	150	F023B4AA001	151	F023C2DB001
582	F021KTLD030	576	F021MWMJ030	150	F023B2AD006	150	F023B4AA006	151	F023C2DB006
582	F021KTLD033	576	F021MWMJ033	150	F023B2AD012	150	F023B4AA012	151	F023C2DB012
582	F021KTMD001	577	F021PTKD001	150	F023B2AD018	150	F023B4AA018	151	F023C2DB018
582	F021KTMD006	577	F021PTKD006	150	F023B2AD030	150	F023B4AA030	151	F023C2DB030
582	F021KTMD012	577	F021PTKD012	150	F023B2AD033	150	F023B4AA033	151	F023C2DB033
582	F021KTMD018	577	F021PTKD018	150	F023B2BA001	150	F023B4AB001	151	F023C2DD001
582	F021KTMD030	577	F021PTKD030	150	F023B2BA006	150	F023B4AB006	151	F023C2DD006
582	F021KTMD033	577	F021PTKD033	150	F023B2BA012	150	F023B4AB012	151	F023C2DD012
582	F021LTKD001	577	F021PTLD001	150	F023B2BA018	150	F023B4AB018	151	F023C2DD018
582	F021LTKD006	577	F021PTLD006	150	F023B2BA030	150	F023B4AB030	151	F023C2DD030
582	F021LTKD012	577	F021PTLD012	150	F023B2BA033	150	F023B4AB033	151	F023C2DD033
582	F021LTKD018	577	F021PTLD018	150	F023B2BB001	150	F023B4AD001	151	F023C3CA001
582	F021LTKD030	577	F021PTLD030	150	F023B2BB006	150	F023B4AD006	151	F023C3CA006
582	F021LTKD033	577	F021PTLD033	150	F023B2BB012	150	F023B4AD012	151	F023C3CA012
582	F021LTLD001	577	F021PTMD001	150	F023B2BB018	150	F023B4AD018	151	F023C3CA018
582	F021LTLD006	577	F021PTMD006	150	F023B2BB030	150	F023B4AD030	151	F023C3CA030
582	F021LTLD012	577	F021PTMD012	150	F023B2BB033	150	F023B4AD033	151	F023C3CA033
582	F021LTLD018	577	F021PTMD018	150	F023B2BD001	150	F023B4BA001	151	F023C3CB001
582	F021LTLD030	577	F021PTMD030	150	F023B2BD006	150	F023B4BA006	151	F023C3CB006
582	F021LTLD033	577	F021PTMD033	150	F023B2BD012	150	F023B4BA012	151	F023C3CB012
582	F021LTMD001	577	F021QTKD001	150	F023B2BD018	150	F023B4BA018	151	F023C3CB018
582	F021LTMD006	577	F021QTKD006	150	F023B2BD030	150	F023B4BA030	151	F023C3CB030
582	F021LTMD012	577	F021QTKD012	150	F023B2BD033	150	F023B4BA033	151	F023C3CB033
582	F021LTMD018	577	F021QTKD018	150	F023B3AA001	150	F023B4BB001	151	F023C3CD001
582	F021LTMD030	577	F021QTKD030	150	F023B3AA006	150	F023B4BB006	151	F023C3CD006
582	F021LTMD033	577	F021QTKD033	150	F023B3AA012	150	F023B4BB012	151	F023C3CD012
576	F021MRKJ001	577	F021QTLTLD001	150	F023B3AA018	150	F023B4BB018	151	F023C3CD018
576	F021MRKJ006	577	F021QTLTLD006	150	F023B3AA030	150	F023B4BB030	151	F023C3CD030
576	F021MRKJ012	577	F021QTLTLD012	150	F023B3AA033	150	F023B4BB033	151	F023C3CD033

Page	Reference	Page	Reference	Page	Reference	Page	Reference	Page	Reference
113	F02554HA006	114	F02563DA006	115	F02564GA006	40	F025B2CA006	41	F025B3EA006
113	F02554HA012	114	F02563DA012	115	F02564GA012	40	F025B2CA012	41	F025B3EA012
113	F02554HA018	114	F02563DA018	115	F02564GA018	40	F025B2CA018	41	F025B3EA018
113	F02554HA030	114	F02563DA030	115	F02564GA030	40	F025B2CA030	41	F025B3EA030
113	F02554HA033	114	F02563DA033	115	F02564GA033	40	F025B2CA033	41	F025B3EA033
114	F02562BA001	114	F02563EA001	115	F02564HA001	40	F025B2DA001	41	F025B3FA001
114	F02562BA006	114	F02563EA006	115	F02564HA006	40	F025B2DA006	41	F025B3FA006
114	F02562BA012	114	F02563EA012	115	F02564HA012	40	F025B2DA012	41	F025B3FA012
114	F02562BA018	114	F02563EA018	115	F02564HA018	40	F025B2DA018	41	F025B3FA018
114	F02562BA030	114	F02563EA030	115	F02564HA030	40	F025B2DA030	41	F025B3FA030
114	F02562BA033	114	F02563EA033	115	F02564HA033	40	F025B2DA033	41	F025B3FA033
114	F02562CA001	115	F02563FA001	28	F025A2BA001	41	F025B2EA001	41	F025B3GA001
114	F02562CA006	115	F02563FA006	28	F025A2BA006	41	F025B2EA006	41	F025B3GA006
114	F02562CA012	115	F02563FA012	28	F025A2BA012	41	F025B2EA012	41	F025B3GA012
114	F02562CA018	115	F02563FA018	28	F025A2BA018	41	F025B2EA018	41	F025B3GA018
114	F02562CA030	115	F02563FA030	28	F025A2BA030	41	F025B2EA030	41	F025B3GA030
114	F02562CA033	115	F02563FA033	28	F025A2BA033	41	F025B2EA033	41	F025B3GA033
114	F02562DA001	115	F02563GA001	28	F025A2CA001	41	F025B2FA001	41	F025B3HA001
114	F02562DA006	115	F02563GA006	28	F025A2CA006	41	F025B2FA006	41	F025B3HA006
114	F02562DA012	115	F02563GA012	28	F025A2CA012	41	F025B2FA012	41	F025B3HA012
114	F02562DA018	115	F02563GA018	28	F025A2CA018	41	F025B2FA018	41	F025B3HA018
114	F02562DA030	115	F02563GA030	28	F025A2CA030	41	F025B2FA030	41	F025B3HA030
114	F02562DA033	115	F02563GA033	28	F025A2CA033	41	F025B2FA033	41	F025B3HA033
114	F02562EA001	115	F02563HA001	28	F025A3BA001	41	F025B2GA001	40	F025B4AA001
114	F02562EA006	115	F02563HA006	28	F025A3BA006	41	F025B2GA006	40	F025B4AA006
114	F02562EA012	115	F02563HA012	28	F025A3BA012	41	F025B2GA012	40	F025B4AA012
114	F02562EA018	115	F02563HA018	28	F025A3BA018	41	F025B2GA018	40	F025B4AA018
114	F02562EA030	115	F02563HA030	28	F025A3BA030	41	F025B2GA030	40	F025B4AA030
114	F02562EA033	115	F02563HA033	28	F025A3BA033	41	F025B2GA033	40	F025B4AA033
115	F02562FA001	114	F02564BA001	28	F025A3CA001	41	F025B2HA001	40	F025B4BA001
115	F02562FA006	114	F02564BA006	28	F025A3CA006	41	F025B2HA006	40	F025B4BA006
115	F02562FA012	114	F02564BA012	28	F025A3CA012	41	F025B2HA012	40	F025B4BA012
115	F02562FA018	114	F02564BA018	28	F025A3CA018	41	F025B2HA018	40	F025B4BA018
115	F02562FA030	114	F02564BA030	28	F025A3CA030	41	F025B2HA030	40	F025B4BA030
115	F02562FA033	114	F02564BA033	28	F025A3CA033	41	F025B2HA033	40	F025B4BA033
115	F02562GA001	114	F02564CA001	28	F025A4BA001	40	F025B3AA001	40	F025B4CA001
115	F02562GA006	114	F02564CA006	28	F025A4BA006	40	F025B3AA006	40	F025B4CA006
115	F02562GA012	114	F02564CA012	28	F025A4BA012	40	F025B3AA012	40	F025B4CA012
115	F02562GA018	114	F02564CA018	28	F025A4BA018	40	F025B3AA018	40	F025B4CA018
115	F02562GA030	114	F02564CA030	28	F025A4BA030	40	F025B3AA030	40	F025B4CA030
115	F02562GA033	114	F02564CA033	28	F025A4BA033	40	F025B3AA033	40	F025B4CA033
115	F02562HA001	114	F02564DA001	28	F025A4CA001	40	F025B3BA001	40	F025B4DA001
115	F02562HA006	114	F02564DA006	28	F025A4CA006	40	F025B3BA006	40	F025B4DA006
115	F02562HA012	114	F02564DA012	28	F025A4CA012	40	F025B3BA012	40	F025B4DA012
115	F02562HA018	114	F02564DA018	28	F025A4CA018	40	F025B3BA018	40	F025B4DA018
115	F02562HA030	114	F02564DA030	28	F025A4CA030	40	F025B3BA030	40	F025B4DA030
115	F02562HA033	114	F02564DA033	28	F025A4CA033	40	F025B3BA033	40	F025B4DA033
114	F02563BA001	114	F02564EA001	40	F025B2AA001	40	F025B3CA001	41	F025B4EA001
114	F02563BA006	114	F02564EA006	40	F025B2AA006	40	F025B3CA006	41	F025B4EA006
114	F02563BA012	114	F02564EA012	40	F025B2AA012	40	F025B3CA012	41	F025B4EA012
114	F02563BA018	114	F02564EA018	40	F025B2AA018	40	F025B3CA018	41	F025B4EA018
114	F02563BA030	114	F02564EA030	40	F025B2AA030	40	F025B3CA030	41	F025B4EA030
114	F02563BA033	114	F02564EA033	40	F025B2AA033	40	F025B3CA033	41	F025B4EA033
114	F02563CA001	115	F02564FA001	40	F025B2BA001	40	F025B3DA001	41	F025B4FA001
114	F02563CA006	115	F02564FA006	40	F025B2BA006	40	F025B3DA006	41	F025B4FA006
114	F02563CA012	115	F02564FA012	40	F025B2BA012	40	F025B3DA012	41	F025B4FA012
114	F02563CA018	115	F02564FA018	40	F025B2BA018	40	F025B3DA018	41	F025B4FA018
114	F02563CA030	115	F02564FA030	40	F025B2BA030	40	F025B3DA030	41	F025B4FA030
114	F02563CA033	115	F02564FA033	40	F025B2BA033	40	F025B3DA033	41	F025B4FA033
114	F02563DA001	115	F02564GA001	40	F025B2CA001	41	F025B3EA001	41	F025B4GA001

Page	Reference	Page	Reference	Page	Reference	Page	Reference	Page	Reference
41	F025B4GA006	42	F025C3CA006	43	F025C4FA006	31	F025D2HA006	30	F025D4BA006
41	F025B4GA012	42	F025C3CA012	43	F025C4FA012	31	F025D2HA012	30	F025D4BA012
41	F025B4GA018	42	F025C3CA018	43	F025C4FA018	31	F025D2HA018	30	F025D4BA018
41	F025B4GA030	42	F025C3CA030	43	F025C4FA030	31	F025D2HA030	30	F025D4BA030
41	F025B4GA033	42	F025C3CA033	43	F025C4FA033	31	F025D2HA033	30	F025D4BA033
41	F025B4HA001	42	F025C3DA001	43	F025C4GA001	30	F025D3AA001	30	F025D4CA001
41	F025B4HA006	42	F025C3DA006	43	F025C4GA006	30	F025D3AA006	30	F025D4CA006
41	F025B4HA012	42	F025C3DA012	43	F025C4GA012	30	F025D3AA012	30	F025D4CA012
41	F025B4HA018	42	F025C3DA018	43	F025C4GA018	30	F025D3AA018	30	F025D4CA018
41	F025B4HA030	42	F025C3DA030	43	F025C4GA030	30	F025D3AA030	30	F025D4CA030
41	F025B4HA033	42	F025C3DA033	43	F025C4GA033	30	F025D3AA033	30	F025D4CA033
42	F025C2BA001	42	F025C3EA001	43	F025C4HA001	30	F025D3BA001	30	F025D4DA001
42	F025C2BA006	42	F025C3EA006	43	F025C4HA006	30	F025D3BA006	30	F025D4DA006
42	F025C2BA012	42	F025C3EA012	43	F025C4HA012	30	F025D3BA012	30	F025D4DA012
42	F025C2BA018	42	F025C3EA018	43	F025C4HA018	30	F025D3BA018	30	F025D4DA018
42	F025C2BA030	42	F025C3EA030	43	F025C4HA030	30	F025D3BA030	30	F025D4DA030
42	F025C2BA033	42	F025C3EA033	43	F025C4HA033	30	F025D3BA033	30	F025D4DA033
42	F025C2CA001	43	F025C3FA001	30	F025D2AA001	30	F025D3CA001	31	F025D4EA001
42	F025C2CA006	43	F025C3FA006	30	F025D2AA006	30	F025D3CA006	31	F025D4EA006
42	F025C2CA012	43	F025C3FA012	30	F025D2AA012	30	F025D3CA012	31	F025D4EA012
42	F025C2CA018	43	F025C3FA018	30	F025D2AA018	30	F025D3CA018	31	F025D4EA018
42	F025C2CA030	43	F025C3FA030	30	F025D2AA030	30	F025D3CA030	31	F025D4EA030
42	F025C2CA033	43	F025C3FA033	30	F025D2AA033	30	F025D3CA033	31	F025D4EA033
42	F025C2DA001	43	F025C3GA001	30	F025D2BA001	30	F025D3DA001	31	F025D4FA001
42	F025C2DA006	43	F025C3GA006	30	F025D2BA006	30	F025D3DA006	31	F025D4FA006
42	F025C2DA012	43	F025C3GA012	30	F025D2BA012	30	F025D3DA012	31	F025D4FA012
42	F025C2DA018	43	F025C3GA018	30	F025D2BA018	30	F025D3DA018	31	F025D4FA018
42	F025C2DA030	43	F025C3GA030	30	F025D2BA030	30	F025D3DA030	31	F025D4FA030
42	F025C2DA033	43	F025C3GA033	30	F025D2BA033	30	F025D3DA033	31	F025D4FA033
42	F025C2EA001	43	F025C3HA001	30	F025D2CA001	31	F025D3EA001	31	F025D4GA001
42	F025C2EA006	43	F025C3HA006	30	F025D2CA006	31	F025D3EA006	31	F025D4GA006
42	F025C2EA012	43	F025C3HA012	30	F025D2CA012	31	F025D3EA012	31	F025D4GA012
42	F025C2EA018	43	F025C3HA018	30	F025D2CA018	31	F025D3EA018	31	F025D4GA018
42	F025C2EA030	43	F025C3HA030	30	F025D2CA030	31	F025D3EA030	31	F025D4GA030
42	F025C2EA033	43	F025C3HA033	30	F025D2CA033	31	F025D3EA033	31	F025D4GA033
43	F025C2FA001	42	F025C4BA001	30	F025D2DA001	31	F025D3FA001	31	F025D4HA001
43	F025C2FA006	42	F025C4BA006	30	F025D2DA006	31	F025D3FA006	31	F025D4HA006
43	F025C2FA012	42	F025C4BA012	30	F025D2DA012	31	F025D3FA012	31	F025D4HA012
43	F025C2FA018	42	F025C4BA018	30	F025D2DA018	31	F025D3FA018	31	F025D4HA018
43	F025C2FA030	42	F025C4BA030	30	F025D2DA030	31	F025D3FA030	31	F025D4HA030
43	F025C2FA033	42	F025C4BA033	30	F025D2DA033	31	F025D3FA033	31	F025D4HA033
43	F025C2GA001	42	F025C4CA001	31	F025D2EA001	31	F025D3GA001	32	F025E2BA001
43	F025C2GA006	42	F025C4CA006	31	F025D2EA006	31	F025D3GA006	32	F025E2BA006
43	F025C2GA012	42	F025C4CA012	31	F025D2EA012	31	F025D3GA012	32	F025E2BA012
43	F025C2GA018	42	F025C4CA018	31	F025D2EA018	31	F025D3GA018	32	F025E2BA018
43	F025C2GA030	42	F025C4CA030	31	F025D2EA030	31	F025D3GA030	32	F025E2BA030
43	F025C2GA033	42	F025C4CA033	31	F025D2EA033	31	F025D3GA033	32	F025E2BA033
43	F025C2HA001	42	F025C4DA001	31	F025D2FA001	31	F025D3HA001	32	F025E2CA001
43	F025C2HA006	42	F025C4DA006	31	F025D2FA006	31	F025D3HA006	32	F025E2CA006
43	F025C2HA012	42	F025C4DA012	31	F025D2FA012	31	F025D3HA012	32	F025E2CA012
43	F025C2HA018	42	F025C4DA018	31	F025D2FA018	31	F025D3HA018	32	F025E2CA018
43	F025C2HA030	42	F025C4DA030	31	F025D2FA030	31	F025D3HA030	32	F025E2CA030
43	F025C2HA033	42	F025C4DA033	31	F025D2FA033	31	F025D3HA033	32	F025E2CA033
42	F025C3BA001	42	F025C4EA001	31	F025D2GA001	30	F025D4AA001	32	F025E2DA001
42	F025C3BA006	42	F025C4EA006	31	F025D2GA006	30	F025D4AA006	32	F025E2DA006
42	F025C3BA012	42	F025C4EA012	31	F025D2GA012	30	F025D4AA012	32	F025E2DA012
42	F025C3BA018	42	F025C4EA018	31	F025D2GA018	30	F025D4AA018	32	F025E2DA018
42	F025C3BA030	42	F025C4EA030	31	F025D2GA030	30	F025D4AA030	32	F025E2DA030
42	F025C3BA033	42	F025C4EA033	31	F025D2GA033	30	F025D4AA033	32	F025E2DA033
42	F025C3CA001	43	F025C4FA001	31	F025D2HA001	30	F025D4BA001	32	F025E2EA001

Page	Reference	Page	Reference	Page	Reference	Page	Reference	Page	Reference
32	F025E2EA006	33	F025E3HA006	52	F025F3BA006	67	F025G2GA006	66	F025G4AA006
32	F025E2EA012	33	F025E3HA012	52	F025F3BA012	67	F025G2GA012	66	F025G4AA012
32	F025E2EA018	33	F025E3HA018	52	F025F3BA018	67	F025G2GA018	66	F025G4AA018
32	F025E2EA030	33	F025E3HA030	52	F025F3BA030	67	F025G2GA030	66	F025G4AA030
32	F025E2EA033	33	F025E3HA033	52	F025F3BA033	67	F025G2GA033	66	F025G4AA033
33	F025E2FA001	32	F025E4BA001	52	F025F3CA001	67	F025G2HA001	66	F025G4BA001
33	F025E2FA006	32	F025E4BA006	52	F025F3CA006	67	F025G2HA006	66	F025G4BA006
33	F025E2FA012	32	F025E4BA012	52	F025F3CA012	67	F025G2HA012	66	F025G4BA012
33	F025E2FA018	32	F025E4BA018	52	F025F3CA018	67	F025G2HA018	66	F025G4BA018
33	F025E2FA030	32	F025E4BA030	52	F025F3CA030	67	F025G2HA030	66	F025G4BA030
33	F025E2FA033	32	F025E4BA033	52	F025F3CA033	67	F025G2HA033	66	F025G4BA033
33	F025E2GA001	32	F025E4CA001	52	F025F4BA001	66	F025G3AA001	66	F025G4CA001
33	F025E2GA006	32	F025E4CA006	52	F025F4BA006	66	F025G3AA006	66	F025G4CA006
33	F025E2GA012	32	F025E4CA012	52	F025F4BA012	66	F025G3AA012	66	F025G4CA012
33	F025E2GA018	32	F025E4CA018	52	F025F4BA018	66	F025G3AA018	66	F025G4CA018
33	F025E2GA030	32	F025E4CA030	52	F025F4BA030	66	F025G3AA030	66	F025G4CA030
33	F025E2GA033	32	F025E4CA033	52	F025F4BA033	66	F025G3AA033	66	F025G4CA033
33	F025E2HA001	32	F025E4DA001	52	F025F4CA001	66	F025G3BA001	66	F025G4DA001
33	F025E2HA006	32	F025E4DA006	52	F025F4CA006	66	F025G3BA006	66	F025G4DA006
33	F025E2HA012	32	F025E4DA012	52	F025F4CA012	66	F025G3BA012	66	F025G4DA012
33	F025E2HA018	32	F025E4DA018	52	F025F4CA018	66	F025G3BA018	66	F025G4DA018
33	F025E2HA030	32	F025E4DA030	52	F025F4CA030	66	F025G3BA030	66	F025G4DA030
33	F025E2HA033	32	F025E4DA033	52	F025F4CA033	66	F025G3BA033	66	F025G4DA033
32	F025E3BA001	32	F025E4EA001	66	F025G2AA001	66	F025G3CA001	67	F025G4EA001
32	F025E3BA006	32	F025E4EA006	66	F025G2AA006	66	F025G3CA006	67	F025G4EA006
32	F025E3BA012	32	F025E4EA012	66	F025G2AA012	66	F025G3CA012	67	F025G4EA012
32	F025E3BA018	32	F025E4EA018	66	F025G2AA018	66	F025G3CA018	67	F025G4EA018
32	F025E3BA030	32	F025E4EA030	66	F025G2AA030	66	F025G3CA030	67	F025G4EA030
32	F025E3BA033	32	F025E4EA033	66	F025G2AA033	66	F025G3CA033	67	F025G4EA033
32	F025E3CA001	33	F025E4FA001	66	F025G2BA001	66	F025G3DA001	67	F025G4FA001
32	F025E3CA006	33	F025E4FA006	66	F025G2BA006	66	F025G3DA006	67	F025G4FA006
32	F025E3CA012	33	F025E4FA012	66	F025G2BA012	66	F025G3DA012	67	F025G4FA012
32	F025E3CA018	33	F025E4FA018	66	F025G2BA018	66	F025G3DA018	67	F025G4FA018
32	F025E3CA030	33	F025E4FA030	66	F025G2BA030	66	F025G3DA030	67	F025G4FA030
32	F025E3CA033	33	F025E4FA033	66	F025G2BA033	66	F025G3DA033	67	F025G4FA033
32	F025E3DA001	33	F025E4GA001	66	F025G2CA001	67	F025G3EA001	67	F025G4GA001
32	F025E3DA006	33	F025E4GA006	66	F025G2CA006	67	F025G3EA006	67	F025G4GA006
32	F025E3DA012	33	F025E4GA012	66	F025G2CA012	67	F025G3EA012	67	F025G4GA012
32	F025E3DA018	33	F025E4GA018	66	F025G2CA018	67	F025G3EA018	67	F025G4GA018
32	F025E3DA030	33	F025E4GA030	66	F025G2CA030	67	F025G3EA030	67	F025G4GA030
32	F025E3DA033	33	F025E4GA033	66	F025G2CA033	67	F025G3EA033	67	F025G4GA033
32	F025E3EA001	33	F025E4HA001	66	F025G2DA001	67	F025G3FA001	67	F025G4HA001
32	F025E3EA006	33	F025E4HA006	66	F025G2DA006	67	F025G3FA006	67	F025G4HA006
32	F025E3EA012	33	F025E4HA012	66	F025G2DA012	67	F025G3FA012	67	F025G4HA012
32	F025E3EA018	33	F025E4HA018	66	F025G2DA018	67	F025G3FA018	67	F025G4HA018
32	F025E3EA030	33	F025E4HA030	66	F025G2DA030	67	F025G3FA030	67	F025G4HA030
32	F025E3EA033	33	F025E4HA033	66	F025G2DA033	67	F025G3FA033	67	F025G4HA033
33	F025E3FA001	52	F025F2BA001	67	F025G2EA001	67	F025G3GA001	68	F025H2BA001
33	F025E3FA006	52	F025F2BA006	67	F025G2EA006	67	F025G3GA006	68	F025H2BA006
33	F025E3FA012	52	F025F2BA012	67	F025G2EA012	67	F025G3GA012	68	F025H2BA012
33	F025E3FA018	52	F025F2BA018	67	F025G2EA018	67	F025G3GA018	68	F025H2BA018
33	F025E3FA030	52	F025F2BA030	67	F025G2EA030	67	F025G3GA030	68	F025H2BA030
33	F025E3FA033	52	F025F2BA033	67	F025G2EA033	67	F025G3GA033	68	F025H2BA033
33	F025E3GA001	52	F025F2CA001	67	F025G2FA001	67	F025G3HA001	68	F025H2CA001
33	F025E3GA006	52	F025F2CA006	67	F025G2FA006	67	F025G3HA006	68	F025H2CA006
33	F025E3GA012	52	F025F2CA012	67	F025G2FA012	67	F025G3HA012	68	F025H2CA012
33	F025E3GA018	52	F025F2CA018	67	F025G2FA018	67	F025G3HA018	68	F025H2CA018
33	F025E3GA030	52	F025F2CA030	67	F025G2FA030	67	F025G3HA030	68	F025H2CA030
33	F025E3GA033	52	F025F2CA033	67	F025G2FA033	67	F025G3HA033	68	F025H2CA033
33	F025E3HA001	52	F025F3BA001	67	F025G2GA001	66	F025G4AA001	68	F025H2DA001

Page	Reference	Page	Reference	Page	Reference	Page	Reference	Page	Reference
68	F025H2DA006	69	F025H3GA006	54	F025L2BA006	54	F025L3DA006	55	F025L4FA006
68	F025H2DA012	69	F025H3GA012	54	F025L2BA012	54	F025L3DA012	55	F025L4FA012
68	F025H2DA018	69	F025H3GA018	54	F025L2BA018	54	F025L3DA018	55	F025L4FA018
68	F025H2DA030	69	F025H3GA030	54	F025L2BA030	54	F025L3DA030	55	F025L4FA030
68	F025H2DA033	69	F025H3GA033	54	F025L2BA033	54	F025L3DA033	55	F025L4FA033
68	F025H2EA001	69	F025H3HA001	54	F025L2CA001	55	F025L3EA001	55	F025L4GA001
68	F025H2EA006	69	F025H3HA006	54	F025L2CA006	55	F025L3EA006	55	F025L4GA006
68	F025H2EA012	69	F025H3HA012	54	F025L2CA012	55	F025L3EA012	55	F025L4GA012
68	F025H2EA018	69	F025H3HA018	54	F025L2CA018	55	F025L3EA018	55	F025L4GA018
68	F025H2EA030	69	F025H3HA030	54	F025L2CA030	55	F025L3EA030	55	F025L4GA030
68	F025H2EA033	69	F025H3HA033	54	F025L2CA033	55	F025L3EA033	55	F025L4GA033
69	F025H2FA001	68	F025H4BA001	54	F025L2DA001	55	F025L3FA001	55	F025L4HA001
69	F025H2FA006	68	F025H4BA006	54	F025L2DA006	55	F025L3FA006	55	F025L4HA006
69	F025H2FA012	68	F025H4BA012	54	F025L2DA012	55	F025L3FA012	55	F025L4HA012
69	F025H2FA018	68	F025H4BA018	54	F025L2DA018	55	F025L3FA018	55	F025L4HA018
69	F025H2FA030	68	F025H4BA030	54	F025L2DA030	55	F025L3FA030	55	F025L4HA030
69	F025H2FA033	68	F025H4BA033	54	F025L2DA033	55	F025L3FA033	55	F025L4HA033
69	F025H2GA001	68	F025H4CA001	55	F025L2EA001	55	F025L3GA001	56	F025M2BA001
69	F025H2GA006	68	F025H4CA006	55	F025L2EA006	55	F025L3GA006	56	F025M2BA006
69	F025H2GA012	68	F025H4CA012	55	F025L2EA012	55	F025L3GA012	56	F025M2BA012
69	F025H2GA018	68	F025H4CA018	55	F025L2EA018	55	F025L3GA018	56	F025M2BA018
69	F025H2GA030	68	F025H4CA030	55	F025L2EA030	55	F025L3GA030	56	F025M2BA030
69	F025H2GA033	68	F025H4CA033	55	F025L2EA033	55	F025L3GA033	56	F025M2BA033
69	F025H2HA001	68	F025H4DA001	55	F025L2FA001	55	F025L3HA001	56	F025M2CA001
69	F025H2HA006	68	F025H4DA006	55	F025L2FA006	55	F025L3HA006	56	F025M2CA006
69	F025H2HA012	68	F025H4DA012	55	F025L2FA012	55	F025L3HA012	56	F025M2CA012
69	F025H2HA018	68	F025H4DA018	55	F025L2FA018	55	F025L3HA018	56	F025M2CA018
69	F025H2HA030	68	F025H4DA030	55	F025L2FA030	55	F025L3HA030	56	F025M2CA030
69	F025H2HA033	68	F025H4DA033	55	F025L2FA033	55	F025L3HA033	56	F025M2CA033
68	F025H3BA001	68	F025H4EA001	55	F025L2GA001	54	F025L4AA001	56	F025M2DA001
68	F025H3BA006	68	F025H4EA006	55	F025L2GA006	54	F025L4AA006	56	F025M2DA006
68	F025H3BA012	68	F025H4EA012	55	F025L2GA012	54	F025L4AA012	56	F025M2DA012
68	F025H3BA018	68	F025H4EA018	55	F025L2GA018	54	F025L4AA018	56	F025M2DA018
68	F025H3BA030	68	F025H4EA030	55	F025L2GA030	54	F025L4AA030	56	F025M2DA030
68	F025H3BA033	68	F025H4EA033	55	F025L2GA033	54	F025L4AA033	56	F025M2DA033
68	F025H3CA001	69	F025H4FA001	55	F025L2HA001	54	F025L4BA001	56	F025M2EA001
68	F025H3CA006	69	F025H4FA006	55	F025L2HA006	54	F025L4BA006	56	F025M2EA006
68	F025H3CA012	69	F025H4FA012	55	F025L2HA012	54	F025L4BA012	56	F025M2EA012
68	F025H3CA018	69	F025H4FA018	55	F025L2HA018	54	F025L4BA018	56	F025M2EA018
68	F025H3CA030	69	F025H4FA030	55	F025L2HA030	54	F025L4BA030	56	F025M2EA030
68	F025H3CA033	69	F025H4FA033	55	F025L2HA033	54	F025L4BA033	56	F025M2EA033
68	F025H3DA001	69	F025H4GA001	54	F025L3AA001	54	F025L4CA001	57	F025M2FA001
68	F025H3DA006	69	F025H4GA006	54	F025L3AA006	54	F025L4CA006	57	F025M2FA006
68	F025H3DA012	69	F025H4GA012	54	F025L3AA012	54	F025L4CA012	57	F025M2FA012
68	F025H3DA018	69	F025H4GA018	54	F025L3AA018	54	F025L4CA018	57	F025M2FA018
68	F025H3DA030	69	F025H4GA030	54	F025L3AA030	54	F025L4CA030	57	F025M2FA030
68	F025H3DA033	69	F025H4GA033	54	F025L3AA033	54	F025L4CA033	57	F025M2FA033
68	F025H3EA001	69	F025H4HA001	54	F025L3BA001	54	F025L4DA001	57	F025M2GA001
68	F025H3EA006	69	F025H4HA006	54	F025L3BA006	54	F025L4DA006	57	F025M2GA006
68	F025H3EA012	69	F025H4HA012	54	F025L3BA012	54	F025L4DA012	57	F025M2GA012
68	F025H3EA018	69	F025H4HA018	54	F025L3BA018	54	F025L4DA018	57	F025M2GA018
68	F025H3EA030	69	F025H4HA030	54	F025L3BA030	54	F025L4DA030	57	F025M2GA030
68	F025H3EA033	69	F025H4HA033	54	F025L3BA033	54	F025L4DA033	57	F025M2GA033
69	F025H3FA001	54	F025L2AA001	54	F025L3CA001	55	F025L4EA001	57	F025M2HA001
69	F025H3FA006	54	F025L2AA006	54	F025L3CA006	55	F025L4EA006	57	F025M2HA006
69	F025H3FA012	54	F025L2AA012	54	F025L3CA012	55	F025L4EA012	57	F025M2HA012
69	F025H3FA018	54	F025L2AA018	54	F025L3CA018	55	F025L4EA018	57	F025M2HA018
69	F025H3FA030	54	F025L2AA030	54	F025L3CA030	55	F025L4EA030	57	F025M2HA030
69	F025H3FA033	54	F025L2AA033	54	F025L3CA033	55	F025L4EA033	57	F025M2HA033
69	F025H3GA001	54	F025L2BA001	54	F025L3DA001	55	F025L4FA001	56	F025M3BA001

Page	Reference	Page	Reference	Page	Reference	Page	Reference	Page	Reference
56	F025M3BA006	56	F025M4EA006	96	F025R2AA006	96	F025R3CA006	97	F025R4EA006
56	F025M3BA012	56	F025M4EA012	96	F025R2AA012	96	F025R3CA012	97	F025R4EA012
56	F025M3BA018	56	F025M4EA018	96	F025R2AA018	96	F025R3CA018	97	F025R4EA018
56	F025M3BA030	56	F025M4EA030	96	F025R2AA030	96	F025R3CA030	97	F025R4EA030
56	F025M3BA033	56	F025M4EA033	96	F025R2AA033	96	F025R3CA033	97	F025R4EA033
56	F025M3CA001	57	F025M4FA001	96	F025R2BA001	96	F025R3DA001	97	F025R4FA001
56	F025M3CA006	57	F025M4FA006	96	F025R2BA006	96	F025R3DA006	97	F025R4FA006
56	F025M3CA012	57	F025M4FA012	96	F025R2BA012	96	F025R3DA012	97	F025R4FA012
56	F025M3CA018	57	F025M4FA018	96	F025R2BA018	96	F025R3DA018	97	F025R4FA018
56	F025M3CA030	57	F025M4FA030	96	F025R2BA030	96	F025R3DA030	97	F025R4FA030
56	F025M3CA033	57	F025M4FA033	96	F025R2BA033	96	F025R3DA033	97	F025R4FA033
56	F025M3DA001	57	F025M4GA001	96	F025R2CA001	97	F025R3EA001	97	F025R4GA001
56	F025M3DA006	57	F025M4GA006	96	F025R2CA006	97	F025R3EA006	97	F025R4GA006
56	F025M3DA012	57	F025M4GA012	96	F025R2CA012	97	F025R3EA012	97	F025R4GA012
56	F025M3DA018	57	F025M4GA018	96	F025R2CA018	97	F025R3EA018	97	F025R4GA018
56	F025M3DA030	57	F025M4GA030	96	F025R2CA030	97	F025R3EA030	97	F025R4GA030
56	F025M3DA033	57	F025M4GA033	96	F025R2CA033	97	F025R3EA033	97	F025R4GA033
56	F025M3EA001	57	F025M4HA001	96	F025R2DA001	97	F025R3FA001	97	F025R4HA001
56	F025M3EA006	57	F025M4HA006	96	F025R2DA006	97	F025R3FA006	97	F025R4HA006
56	F025M3EA012	57	F025M4HA012	96	F025R2DA012	97	F025R3FA012	97	F025R4HA012
56	F025M3EA018	57	F025M4HA018	96	F025R2DA018	97	F025R3FA018	97	F025R4HA018
56	F025M3EA030	57	F025M4HA030	96	F025R2DA030	97	F025R3FA030	97	F025R4HA030
56	F025M3EA033	57	F025M4HA033	96	F025R2DA033	97	F025R3FA033	97	F025R4HA033
57	F025M3FA001	82	F025Q2BA001	97	F025R2EA001	97	F025R3GA001	98	F025S2BA001
57	F025M3FA006	82	F025Q2BA006	97	F025R2EA006	97	F025R3GA006	98	F025S2BA006
57	F025M3FA012	82	F025Q2BA012	97	F025R2EA012	97	F025R3GA012	98	F025S2BA012
57	F025M3FA018	82	F025Q2BA018	97	F025R2EA018	97	F025R3GA018	98	F025S2BA018
57	F025M3FA030	82	F025Q2BA030	97	F025R2EA030	97	F025R3GA030	98	F025S2BA030
57	F025M3FA033	82	F025Q2BA033	97	F025R2EA033	97	F025R3GA033	98	F025S2BA033
57	F025M3GA001	82	F025Q2CA001	97	F025R2FA001	97	F025R3HA001	98	F025S2CA001
57	F025M3GA006	82	F025Q2CA006	97	F025R2FA006	97	F025R3HA006	98	F025S2CA006
57	F025M3GA012	82	F025Q2CA012	97	F025R2FA012	97	F025R3HA012	98	F025S2CA012
57	F025M3GA018	82	F025Q2CA018	97	F025R2FA018	97	F025R3HA018	98	F025S2CA018
57	F025M3GA030	82	F025Q2CA030	97	F025R2FA030	97	F025R3HA030	98	F025S2CA030
57	F025M3GA033	82	F025Q2CA033	97	F025R2FA033	97	F025R3HA033	98	F025S2CA033
57	F025M3HA001	82	F025Q3BA001	97	F025R2GA001	96	F025R4AA001	98	F025S2DA001
57	F025M3HA006	82	F025Q3BA006	97	F025R2GA006	96	F025R4AA006	98	F025S2DA006
57	F025M3HA012	82	F025Q3BA012	97	F025R2GA012	96	F025R4AA012	98	F025S2DA012
57	F025M3HA018	82	F025Q3BA018	97	F025R2GA018	96	F025R4AA018	98	F025S2DA018
57	F025M3HA030	82	F025Q3BA030	97	F025R2GA030	96	F025R4AA030	98	F025S2DA030
57	F025M3HA033	82	F025Q3BA033	97	F025R2GA033	96	F025R4AA033	98	F025S2DA033
56	F025M4BA001	82	F025Q3CA001	97	F025R2HA001	96	F025R4BA001	98	F025S2EA001
56	F025M4BA006	82	F025Q3CA006	97	F025R2HA006	96	F025R4BA006	98	F025S2EA006
56	F025M4BA012	82	F025Q3CA012	97	F025R2HA012	96	F025R4BA012	98	F025S2EA012
56	F025M4BA018	82	F025Q3CA018	97	F025R2HA018	96	F025R4BA018	98	F025S2EA018
56	F025M4BA030	82	F025Q3CA030	97	F025R2HA030	96	F025R4BA030	98	F025S2EA030
56	F025M4BA033	82	F025Q3CA033	97	F025R2HA033	96	F025R4BA033	98	F025S2EA033
56	F025M4CA001	82	F025Q4BA001	96	F025R3AA001	96	F025R4CA001	99	F025S2FA001
56	F025M4CA006	82	F025Q4BA006	96	F025R3AA006	96	F025R4CA006	99	F025S2FA006
56	F025M4CA012	82	F025Q4BA012	96	F025R3AA012	96	F025R4CA012	99	F025S2FA012
56	F025M4CA018	82	F025Q4BA018	96	F025R3AA018	96	F025R4CA018	99	F025S2FA018
56	F025M4CA030	82	F025Q4BA030	96	F025R3AA030	96	F025R4CA030	99	F025S2FA030
56	F025M4CA033	82	F025Q4BA033	96	F025R3AA033	96	F025R4CA033	99	F025S2FA033
56	F025M4DA001	82	F025Q4CA001	96	F025R3BA001	96	F025R4DA001	99	F025S2GA001
56	F025M4DA006	82	F025Q4CA006	96	F025R3BA006	96	F025R4DA006	99	F025S2GA006
56	F025M4DA012	82	F025Q4CA012	96	F025R3BA012	96	F025R4DA012	99	F025S2GA012
56	F025M4DA018	82	F025Q4CA018	96	F025R3BA018	96	F025R4DA018	99	F025S2GA018
56	F025M4DA030	82	F025Q4CA030	96	F025R3BA030	96	F025R4DA030	99	F025S2GA030
56	F025M4DA033	82	F025Q4CA033	96	F025R3BA033	96	F025R4DA033	99	F025S2GA033
56	F025M4EA001	96	F025R2AA001	96	F025R3CA001	97	F025R4EA001	99	F025S2HA001

Page	Reference	Page	Reference	Page	Reference	Page	Reference	Page	Reference
99	F025S2HA006	98	F025S4DA006	85	F025V2FA006	85	F025V3HA006	86	F025W2CA006
99	F025S2HA012	98	F025S4DA012	85	F025V2FA012	85	F025V3HA012	86	F025W2CA012
99	F025S2HA018	98	F025S4DA018	85	F025V2FA018	85	F025V3HA018	86	F025W2CA018
99	F025S2HA030	98	F025S4DA030	85	F025V2FA030	85	F025V3HA030	86	F025W2CA030
99	F025S2HA033	98	F025S4DA033	85	F025V2FA033	85	F025V3HA033	86	F025W2CA033
98	F025S3BA001	98	F025S4EA001	85	F025V2GA001	84	F025V4AA001	86	F025W2DA001
98	F025S3BA006	98	F025S4EA006	85	F025V2GA006	84	F025V4AA006	86	F025W2DA006
98	F025S3BA012	98	F025S4EA012	85	F025V2GA012	84	F025V4AA012	86	F025W2DA012
98	F025S3BA018	98	F025S4EA018	85	F025V2GA018	84	F025V4AA018	86	F025W2DA018
98	F025S3BA030	98	F025S4EA030	85	F025V2GA030	84	F025V4AA030	86	F025W2DA030
98	F025S3BA033	98	F025S4EA033	85	F025V2GA033	84	F025V4AA033	86	F025W2DA033
98	F025S3CA001	99	F025S4FA001	85	F025V2HA001	84	F025V4BA001	86	F025W2EA001
98	F025S3CA006	99	F025S4FA006	85	F025V2HA006	84	F025V4BA006	86	F025W2EA006
98	F025S3CA012	99	F025S4FA012	85	F025V2HA012	84	F025V4BA012	86	F025W2EA012
98	F025S3CA018	99	F025S4FA018	85	F025V2HA018	84	F025V4BA018	86	F025W2EA018
98	F025S3CA030	99	F025S4FA030	85	F025V2HA030	84	F025V4BA030	86	F025W2EA030
98	F025S3CA033	99	F025S4FA033	85	F025V2HA033	84	F025V4BA033	86	F025W2EA033
98	F025S3DA001	99	F025S4GA001	84	F025V3AA001	84	F025V4CA001	87	F025W2FA001
98	F025S3DA006	99	F025S4GA006	84	F025V3AA006	84	F025V4CA006	87	F025W2FA006
98	F025S3DA012	99	F025S4GA012	84	F025V3AA012	84	F025V4CA012	87	F025W2FA012
98	F025S3DA018	99	F025S4GA018	84	F025V3AA018	84	F025V4CA018	87	F025W2FA018
98	F025S3DA030	99	F025S4GA030	84	F025V3AA030	84	F025V4CA030	87	F025W2FA030
98	F025S3DA033	99	F025S4GA033	84	F025V3AA033	84	F025V4CA033	87	F025W2FA033
98	F025S3EA001	99	F025S4HA001	84	F025V3BA001	84	F025V4DA001	87	F025W2GA001
98	F025S3EA006	99	F025S4HA006	84	F025V3BA006	84	F025V4DA006	87	F025W2GA006
98	F025S3EA012	99	F025S4HA012	84	F025V3BA012	84	F025V4DA012	87	F025W2GA012
98	F025S3EA018	99	F025S4HA018	84	F025V3BA018	84	F025V4DA018	87	F025W2GA018
98	F025S3EA030	99	F025S4HA030	84	F025V3BA030	84	F025V4DA030	87	F025W2GA030
98	F025S3EA033	99	F025S4HA033	84	F025V3BA033	84	F025V4DA033	87	F025W2GA033
99	F025S3FA001	84	F025V2AA001	84	F025V3CA001	85	F025V4EA001	87	F025W2HA001
99	F025S3FA006	84	F025V2AA006	84	F025V3CA006	85	F025V4EA006	87	F025W2HA006
99	F025S3FA012	84	F025V2AA012	84	F025V3CA012	85	F025V4EA012	87	F025W2HA012
99	F025S3FA018	84	F025V2AA018	84	F025V3CA018	85	F025V4EA018	87	F025W2HA018
99	F025S3FA030	84	F025V2AA030	84	F025V3CA030	85	F025V4EA030	87	F025W2HA030
99	F025S3FA033	84	F025V2AA033	84	F025V3CA033	85	F025V4EA033	87	F025W2HA033
99	F025S3GA001	84	F025V2BA001	84	F025V3DA001	85	F025V4FA001	86	F025W3BA001
99	F025S3GA006	84	F025V2BA006	84	F025V3DA006	85	F025V4FA006	86	F025W3BA006
99	F025S3GA012	84	F025V2BA012	84	F025V3DA012	85	F025V4FA012	86	F025W3BA012
99	F025S3GA018	84	F025V2BA018	84	F025V3DA018	85	F025V4FA018	86	F025W3BA018
99	F025S3GA030	84	F025V2BA030	84	F025V3DA030	85	F025V4FA030	86	F025W3BA030
99	F025S3GA033	84	F025V2BA033	84	F025V3DA033	85	F025V4FA033	86	F025W3BA033
99	F025S3HA001	84	F025V2CA001	85	F025V3EA001	85	F025V4GA001	86	F025W3CA001
99	F025S3HA006	84	F025V2CA006	85	F025V3EA006	85	F025V4GA006	86	F025W3CA006
99	F025S3HA012	84	F025V2CA012	85	F025V3EA012	85	F025V4GA012	86	F025W3CA012
99	F025S3HA018	84	F025V2CA018	85	F025V3EA018	85	F025V4GA018	86	F025W3CA018
99	F025S3HA030	84	F025V2CA030	85	F025V3EA030	85	F025V4GA030	86	F025W3CA030
99	F025S3HA033	84	F025V2CA033	85	F025V3EA033	85	F025V4GA033	86	F025W3CA033
98	F025S4BA001	84	F025V2DA001	85	F025V3FA001	85	F025V4HA001	86	F025W3DA001
98	F025S4BA006	84	F025V2DA006	85	F025V3FA006	85	F025V4HA006	86	F025W3DA006
98	F025S4BA012	84	F025V2DA012	85	F025V3FA012	85	F025V4HA012	86	F025W3DA012
98	F025S4BA018	84	F025V2DA018	85	F025V3FA018	85	F025V4HA018	86	F025W3DA018
98	F025S4BA030	84	F025V2DA030	85	F025V3FA030	85	F025V4HA030	86	F025W3DA030
98	F025S4BA033	84	F025V2DA033	85	F025V3FA033	85	F025V4HA033	86	F025W3DA033
98	F025S4CA001	85	F025V2EA001	85	F025V3GA001	86	F025W2BA001	86	F025W3EA001
98	F025S4CA006	85	F025V2EA006	85	F025V3GA006	86	F025W2BA006	86	F025W3EA006
98	F025S4CA012	85	F025V2EA012	85	F025V3GA012	86	F025W2BA012	86	F025W3EA012
98	F025S4CA018	85	F025V2EA018	85	F025V3GA018	86	F025W2BA018	86	F025W3EA018
98	F025S4CA030	85	F025V2EA030	85	F025V3GA030	86	F025W2BA030	86	F025W3EA030
98	F025S4CA033	85	F025V2EA033	85	F025V3GA033	86	F025W2BA033	86	F025W3EA033
98	F025S4DA001	85	F025V2FA001	85	F025V3HA001	86	F025W2CA001	87	F025W3FA001

Page	Reference	Page	Reference	Page	Reference	Page	Reference	Page	Reference
87	F025W3FA006	43	F025Z050006	111	F02603CA001	128	F02612AB001	129	F02612DD001
87	F025W3FA012	43	F025Z050012	111	F02603CA006	128	F02612AB006	129	F02612DD006
87	F025W3FA018	43	F025Z050018	111	F02603CA012	128	F02612AB012	129	F02612DD012
87	F025W3FA030	43	F025Z050030	111	F02603CA018	128	F02612AB018	129	F02612DD018
87	F025W3FA033	43	F025Z050033	111	F02603CA030	128	F02612AB030	129	F02612DD030
87	F025W3GA001	28	F025Z060000	111	F02603CA033	128	F02612AB033	129	F02612DD033
87	F025W3GA006	111	F02602BA001	111	F02603CB001	128	F02612AD001	129	F02612EA001
87	F025W3GA012	111	F02602BA006	111	F02603CB006	128	F02612AD006	129	F02612EA006
87	F025W3GA018	111	F02602BA012	111	F02603CB012	128	F02612AD012	129	F02612EA012
87	F025W3GA030	111	F02602BA018	111	F02603CB018	128	F02612AD018	129	F02612EA018
87	F025W3GA033	111	F02602BA030	111	F02603CB030	128	F02612AD030	129	F02612EA030
87	F025W3HA001	111	F02602BA033	111	F02603CB033	128	F02612AD033	129	F02612EA033
87	F025W3HA006	111	F02602BB001	111	F02603CD001	128	F02612BA001	129	F02612EB001
87	F025W3HA012	111	F02602BB006	111	F02603CD006	128	F02612BA006	129	F02612EB006
87	F025W3HA018	111	F02602BB012	111	F02603CD012	128	F02612BA012	129	F02612EB012
87	F025W3HA030	111	F02602BB018	111	F02603CD018	128	F02612BA018	129	F02612EB018
87	F025W3HA033	111	F02602BB030	111	F02603CD030	128	F02612BA030	129	F02612EB030
86	F025W4BA001	111	F02602BB033	111	F02603CD033	128	F02612BA033	129	F02612EB033
86	F025W4BA006	111	F02602BD001	111	F02604BA001	128	F02612BB001	129	F02612ED001
86	F025W4BA012	111	F02602BD006	111	F02604BA006	128	F02612BB006	129	F02612ED006
86	F025W4BA018	111	F02602BD012	111	F02604BA012	128	F02612BB012	129	F02612ED012
86	F025W4BA030	111	F02602BD018	111	F02604BA018	128	F02612BB018	129	F02612ED018
86	F025W4BA033	111	F02602BD030	111	F02604BA030	128	F02612BB030	129	F02612ED030
86	F025W4CA001	111	F02602BD033	111	F02604BA033	128	F02612BB033	129	F02612ED033
86	F025W4CA006	111	F02602CA001	111	F02604BB001	128	F02612BD001	130	F02612FA001
86	F025W4CA012	111	F02602CA006	111	F02604BB006	128	F02612BD006	130	F02612FA006
86	F025W4CA018	111	F02602CA012	111	F02604BB012	128	F02612BD012	130	F02612FA012
86	F025W4CA030	111	F02602CA018	111	F02604BB018	128	F02612BD018	130	F02612FA018
86	F025W4CA033	111	F02602CA030	111	F02604BB030	128	F02612BD030	130	F02612FA030
86	F025W4DA001	111	F02602CA033	111	F02604BB033	128	F02612BD033	130	F02612FA033
86	F025W4DA006	111	F02602CB001	111	F02604BD001	129	F02612CA001	130	F02612FB001
86	F025W4DA012	111	F02602CB006	111	F02604BD006	129	F02612CA006	130	F02612FB006
86	F025W4DA018	111	F02602CB012	111	F02604BD012	129	F02612CA012	130	F02612FB012
86	F025W4DA030	111	F02602CB018	111	F02604BD018	129	F02612CA018	130	F02612FB018
86	F025W4DA033	111	F02602CB030	111	F02604BD030	129	F02612CA030	130	F02612FB030
86	F025W4EA001	111	F02602CB033	111	F02604BD033	129	F02612CA033	130	F02612FB033
86	F025W4EA006	111	F02602CD001	111	F02604CA001	129	F02612CB001	130	F02612FD001
86	F025W4EA012	111	F02602CD006	111	F02604CA006	129	F02612CB006	130	F02612FD006
86	F025W4EA018	111	F02602CD012	111	F02604CA012	129	F02612CB012	130	F02612FD012
86	F025W4EA030	111	F02602CD018	111	F02604CA018	129	F02612CB018	130	F02612FD018
86	F025W4EA033	111	F02602CD030	111	F02604CA030	129	F02612CB030	130	F02612FD030
87	F025W4FA001	111	F02602CD033	111	F02604CA033	129	F02612CB033	130	F02612FD033
87	F025W4FA006	111	F02603BA001	111	F02604CB001	129	F02612CD001	130	F02612GA001
87	F025W4FA012	111	F02603BA006	111	F02604CB006	129	F02612CD006	130	F02612GA006
87	F025W4FA018	111	F02603BA012	111	F02604CB012	129	F02612CD012	130	F02612GA012
87	F025W4FA030	111	F02603BA018	111	F02604CB018	129	F02612CD018	130	F02612GA018
87	F025W4FA033	111	F02603BA030	111	F02604CB030	129	F02612CD030	130	F02612GA030
87	F025W4GA001	111	F02603BA033	111	F02604CB033	129	F02612CD033	130	F02612GA033
87	F025W4GA006	111	F02603BB001	111	F02604CD001	129	F02612DA001	130	F02612GB001
87	F025W4GA012	111	F02603BB006	111	F02604CD006	129	F02612DA006	130	F02612GB006
87	F025W4GA018	111	F02603BB012	111	F02604CD012	129	F02612DA012	130	F02612GB012
87	F025W4GA030	111	F02603BB018	111	F02604CD018	129	F02612DA018	130	F02612GB018
87	F025W4GA033	111	F02603BB030	111	F02604CD030	129	F02612DA030	130	F02612GB030
87	F025W4HA001	111	F02603BB033	111	F02604CD033	129	F02612DA033	130	F02612GB033
87	F025W4HA006	111	F02603BD001	128	F02612AA001	129	F02612DB001	130	F02612GD001
87	F025W4HA012	111	F02603BD006	128	F02612AA006	129	F02612DB006	130	F02612GD006
87	F025W4HA018	111	F02603BD012	128	F02612AA012	129	F02612DB012	130	F02612GD012
87	F025W4HA030	111	F02603BD018	128	F02612AA018	129	F02612DB018	130	F02612GD018
87	F025W4HA033	111	F02603BD030	128	F02612AA030	129	F02612DB030	130	F02612GD030
43	F025Z050001	111	F02603BD033	128	F02612AA033	129	F02612DB033	130	F02612GD033

Page	Reference	Page	Reference	Page	Reference	Page	Reference	Page	Reference
29	F026A2BB001	29	F026A3CD001	44	F026B2BA001	45	F026B2EB001	46	F026B2HD001
29	F026A2BB006	29	F026A3CD006	44	F026B2BA006	45	F026B2EB006	46	F026B2HD006
29	F026A2BB012	29	F026A3CD012	44	F026B2BA012	45	F026B2EB012	46	F026B2HD012
29	F026A2BB018	29	F026A3CD018	44	F026B2BA018	45	F026B2EB018	46	F026B2HD018
29	F026A2BB030	29	F026A3CD030	44	F026B2BA030	45	F026B2EB030	46	F026B2HD030
29	F026A2BB033	29	F026A3CD033	44	F026B2BA033	45	F026B2EB033	46	F026B2HD033
29	F026A2BD001	29	F026A4BA001	44	F026B2BB001	45	F026B2ED001	44	F026B3AA001
29	F026A2BD006	29	F026A4BA006	44	F026B2BB006	45	F026B2ED006	44	F026B3AA006
29	F026A2BD012	29	F026A4BA012	44	F026B2BB012	45	F026B2ED012	44	F026B3AA012
29	F026A2BD018	29	F026A4BA018	44	F026B2BB018	45	F026B2ED018	44	F026B3AA018
29	F026A2BD030	29	F026A4BA030	44	F026B2BB030	45	F026B2ED030	44	F026B3AA030
29	F026A2BD033	29	F026A4BA033	44	F026B2BB033	45	F026B2ED033	44	F026B3AA033
29	F026A2CA001	29	F026A4BB001	44	F026B2BD001	46	F026B2FA001	44	F026B3AB001
29	F026A2CA006	29	F026A4BB006	44	F026B2BD006	46	F026B2FA006	44	F026B3AB006
29	F026A2CA012	29	F026A4BB012	44	F026B2BD012	46	F026B2FA012	44	F026B3AB012
29	F026A2CA018	29	F026A4BB018	44	F026B2BD018	46	F026B2FA018	44	F026B3AB018
29	F026A2CA030	29	F026A4BB030	44	F026B2BD030	46	F026B2FA030	44	F026B3AB030
29	F026A2CA033	29	F026A4BB033	44	F026B2BD033	46	F026B2FA033	44	F026B3AB033
29	F026A2CB001	29	F026A4BD001	45	F026B2CA001	46	F026B2FB001	44	F026B3AD001
29	F026A2CB006	29	F026A4BD006	45	F026B2CA006	46	F026B2FB006	44	F026B3AD006
29	F026A2CB012	29	F026A4BD012	45	F026B2CA012	46	F026B2FB012	44	F026B3AD012
29	F026A2CB018	29	F026A4BD018	45	F026B2CA018	46	F026B2FB018	44	F026B3AD018
29	F026A2CB030	29	F026A4BD030	45	F026B2CA030	46	F026B2FB030	44	F026B3AD030
29	F026A2CB033	29	F026A4BD033	45	F026B2CA033	46	F026B2FB033	44	F026B3AD033
29	F026A2CD001	29	F026A4CA001	45	F026B2CB001	46	F026B2FD001	44	F026B3BA001
29	F026A2CD006	29	F026A4CA006	45	F026B2CB006	46	F026B2FD006	44	F026B3BA006
29	F026A2CD012	29	F026A4CA012	45	F026B2CB012	46	F026B2FD012	44	F026B3BA012
29	F026A2CD018	29	F026A4CA018	45	F026B2CB018	46	F026B2FD018	44	F026B3BA018
29	F026A2CD030	29	F026A4CA030	45	F026B2CB030	46	F026B2FD030	44	F026B3BA030
29	F026A2CD033	29	F026A4CA033	45	F026B2CB033	46	F026B2FD033	44	F026B3BA033
29	F026A3BA001	29	F026A4CB001	45	F026B2CD001	46	F026B2GA001	44	F026B3BB001
29	F026A3BA006	29	F026A4CB006	45	F026B2CD006	46	F026B2GA006	44	F026B3BB006
29	F026A3BA012	29	F026A4CB012	45	F026B2CD012	46	F026B2GA012	44	F026B3BB012
29	F026A3BA018	29	F026A4CB018	45	F026B2CD018	46	F026B2GA018	44	F026B3BB018
29	F026A3BA030	29	F026A4CB030	45	F026B2CD030	46	F026B2GA030	44	F026B3BB030
29	F026A3BA033	29	F026A4CB033	45	F026B2CD033	46	F026B2GA033	44	F026B3BB033
29	F026A3BB001	29	F026A4CD001	45	F026B2DA001	46	F026B2GB001	44	F026B3BD001
29	F026A3BB006	29	F026A4CD006	45	F026B2DA006	46	F026B2GB006	44	F026B3BD006
29	F026A3BB012	29	F026A4CD012	45	F026B2DA012	46	F026B2GB012	44	F026B3BD012
29	F026A3BB018	29	F026A4CD018	45	F026B2DA018	46	F026B2GB018	44	F026B3BD018
29	F026A3BB030	29	F026A4CD030	45	F026B2DA030	46	F026B2GB030	44	F026B3BD030
29	F026A3BB033	29	F026A4CD033	45	F026B2DA033	46	F026B2GB033	44	F026B3BD033
29	F026A3BD001	44	F026B2AA001	45	F026B2DB001	46	F026B2GD001	45	F026B3CA001
29	F026A3BD006	44	F026B2AA006	45	F026B2DB006	46	F026B2GD006	45	F026B3CA006
29	F026A3BD012	44	F026B2AA012	45	F026B2DB012	46	F026B2GD012	45	F026B3CA012
29	F026A3BD018	44	F026B2AA018	45	F026B2DB018	46	F026B2GD018	45	F026B3CA018
29	F026A3BD030	44	F026B2AA030	45	F026B2DB030	46	F026B2GD030	45	F026B3CA030
29	F026A3BD033	44	F026B2AA033	45	F026B2DB033	46	F026B2GD033	45	F026B3CA033
29	F026A3CA001	44	F026B2AB001	45	F026B2DD001	46	F026B2HA001	45	F026B3CB001
29	F026A3CA006	44	F026B2AB006	45	F026B2DD006	46	F026B2HA006	45	F026B3CB006
29	F026A3CA012	44	F026B2AB012	45	F026B2DD012	46	F026B2HA012	45	F026B3CB012
29	F026A3CA018	44	F026B2AB018	45	F026B2DD018	46	F026B2HA018	45	F026B3CB018
29	F026A3CA030	44	F026B2AB030	45	F026B2DD030	46	F026B2HA030	45	F026B3CB030
29	F026A3CA033	44	F026B2AB033	45	F026B2DD033	46	F026B2HA033	45	F026B3CB033
29	F026A3CB001	44	F026B2AD001	45	F026B2EA001	46	F026B2HB001	45	F026B3CD001
29	F026A3CB006	44	F026B2AD006	45	F026B2EA006	46	F026B2HB006	45	F026B3CD006
29	F026A3CB012	44	F026B2AD012	45	F026B2EA012	46	F026B2HB012	45	F026B3CD012
29	F026A3CB018	44	F026B2AD018	45	F026B2EA018	46	F026B2HB018	45	F026B3CD018
29	F026A3CB030	44	F026B2AD030	45	F026B2EA030	46	F026B2HB030	45	F026B3CD030
29	F026A3CB033	44	F026B2AD033	45	F026B2EA033	46	F026B2HB033	45	F026B3CD033

Page	Reference	Page	Reference	Page	Reference	Page	Reference	Page	Reference
48	F026C2ED001	47	F026C3BA001	48	F026C3EB001	49	F026C3HD001	48	F026C4EA001
48	F026C2ED006	47	F026C3BA006	48	F026C3EB006	49	F026C3HD006	48	F026C4EA006
48	F026C2ED012	47	F026C3BA012	48	F026C3EB012	49	F026C3HD012	48	F026C4EA012
48	F026C2ED018	47	F026C3BA018	48	F026C3EB018	49	F026C3HD018	48	F026C4EA018
48	F026C2ED030	47	F026C3BA030	48	F026C3EB030	49	F026C3HD030	48	F026C4EA030
48	F026C2ED033	47	F026C3BA033	48	F026C3EB033	49	F026C3HD033	48	F026C4EA033
48	F026C2FA001	47	F026C3BB001	48	F026C3ED001	47	F026C4BA001	48	F026C4EB001
48	F026C2FA006	47	F026C3BB006	48	F026C3ED006	47	F026C4BA006	48	F026C4EB006
48	F026C2FA012	47	F026C3BB012	48	F026C3ED012	47	F026C4BA012	48	F026C4EB012
48	F026C2FA018	47	F026C3BB018	48	F026C3ED018	47	F026C4BA018	48	F026C4EB018
48	F026C2FA030	47	F026C3BB030	48	F026C3ED030	47	F026C4BA030	48	F026C4EB030
48	F026C2FA033	47	F026C3BB033	48	F026C3ED033	47	F026C4BA033	48	F026C4EB033
48	F026C2FB001	47	F026C3BD001	48	F026C3FA001	47	F026C4BB001	48	F026C4ED001
48	F026C2FB006	47	F026C3BD006	48	F026C3FA006	47	F026C4BB006	48	F026C4ED006
48	F026C2FB012	47	F026C3BD012	48	F026C3FA012	47	F026C4BB012	48	F026C4ED012
48	F026C2FB018	47	F026C3BD018	48	F026C3FA018	47	F026C4BB018	48	F026C4ED018
48	F026C2FB030	47	F026C3BD030	48	F026C3FA030	47	F026C4BB030	48	F026C4ED030
48	F026C2FB033	47	F026C3BD033	48	F026C3FA033	47	F026C4BB033	48	F026C4ED033
48	F026C2FD001	47	F026C3CA001	48	F026C3FB001	47	F026C4BD001	48	F026C4FA001
48	F026C2FD006	47	F026C3CA006	48	F026C3FB006	47	F026C4BD006	48	F026C4FA006
48	F026C2FD012	47	F026C3CA012	48	F026C3FB012	47	F026C4BD012	48	F026C4FA012
48	F026C2FD018	47	F026C3CA018	48	F026C3FB018	47	F026C4BD018	48	F026C4FA018
48	F026C2FD030	47	F026C3CA030	48	F026C3FB030	47	F026C4BD030	48	F026C4FA030
48	F026C2FD033	47	F026C3CA033	48	F026C3FB033	47	F026C4BD033	48	F026C4FA033
49	F026C2GA001	47	F026C3CB001	48	F026C3FD001	47	F026C4CA001	48	F026C4FB001
49	F026C2GA006	47	F026C3CB006	48	F026C3FD006	47	F026C4CA006	48	F026C4FB006
49	F026C2GA012	47	F026C3CB012	48	F026C3FD012	47	F026C4CA012	48	F026C4FB012
49	F026C2GA018	47	F026C3CB018	48	F026C3FD018	47	F026C4CA018	48	F026C4FB018
49	F026C2GA030	47	F026C3CB030	48	F026C3FD030	47	F026C4CA030	48	F026C4FB030
49	F026C2GA033	47	F026C3CB033	48	F026C3FD033	47	F026C4CA033	48	F026C4FB033
49	F026C2GB001	47	F026C3CD001	49	F026C3GA001	47	F026C4CB001	48	F026C4FD001
49	F026C2GB006	47	F026C3CD006	49	F026C3GA006	47	F026C4CB006	48	F026C4FD006
49	F026C2GB012	47	F026C3CD012	49	F026C3GA012	47	F026C4CB012	48	F026C4FD012
49	F026C2GB018	47	F026C3CD018	49	F026C3GA018	47	F026C4CB018	48	F026C4FD018
49	F026C2GB030	47	F026C3CD030	49	F026C3GA030	47	F026C4CB030	48	F026C4FD030
49	F026C2GB033	47	F026C3CD033	49	F026C3GA033	47	F026C4CB033	48	F026C4FD033
49	F026C2GD001	48	F026C3DA001	49	F026C3GB001	47	F026C4CD001	49	F026C4GA001
49	F026C2GD006	48	F026C3DA006	49	F026C3GB006	47	F026C4CD006	49	F026C4GA006
49	F026C2GD012	48	F026C3DA012	49	F026C3GB012	47	F026C4CD012	49	F026C4GA012
49	F026C2GD018	48	F026C3DA018	49	F026C3GB018	47	F026C4CD018	49	F026C4GA018
49	F026C2GD030	48	F026C3DA030	49	F026C3GB030	47	F026C4CD030	49	F026C4GA030
49	F026C2GD033	48	F026C3DA033	49	F026C3GB033	47	F026C4CD033	49	F026C4GA033
49	F026C2HA001	48	F026C3DB001	49	F026C3GD001	48	F026C4DA001	49	F026C4GB001
49	F026C2HA006	48	F026C3DB006	49	F026C3GD006	48	F026C4DA006	49	F026C4GB006
49	F026C2HA012	48	F026C3DB012	49	F026C3GD012	48	F026C4DA012	49	F026C4GB012
49	F026C2HA018	48	F026C3DB018	49	F026C3GD018	48	F026C4DA018	49	F026C4GB018
49	F026C2HA030	48	F026C3DB030	49	F026C3GD030	48	F026C4DA030	49	F026C4GB030
49	F026C2HA033	48	F026C3DB033	49	F026C3GD033	48	F026C4DA033	49	F026C4GB033
49	F026C2HB001	48	F026C3DD001	49	F026C3HA001	48	F026C4DB001	49	F026C4GD001
49	F026C2HB006	48	F026C3DD006	49	F026C3HA006	48	F026C4DB006	49	F026C4GD006
49	F026C2HB012	48	F026C3DD012	49	F026C3HA012	48	F026C4DB012	49	F026C4GD012
49	F026C2HB018	48	F026C3DD018	49	F026C3HA018	48	F026C4DB018	49	F026C4GD018
49	F026C2HB030	48	F026C3DD030	49	F026C3HA030	48	F026C4DB030	49	F026C4GD030
49	F026C2HB033	48	F026C3DD033	49	F026C3HA033	48	F026C4DB033	49	F026C4GD033
49	F026C2HD001	48	F026C3EA001	49	F026C3HB001	48	F026C4DD001	49	F026C4HA001
49	F026C2HD006	48	F026C3EA006	49	F026C3HB006	48	F026C4DD006	49	F026C4HA006
49	F026C2HD012	48	F026C3EA012	49	F026C3HB012	48	F026C4DD012	49	F026C4HA012
49	F026C2HD018	48	F026C3EA018	49	F026C3HB018	48	F026C4DD018	49	F026C4HA018
49	F026C2HD030	48	F026C3EA030	49	F026C3HB030	48	F026C4DD030	49	F026C4HA030
49	F026C2HD033	48	F026C3EA033	49	F026C3HB033	48	F026C4DD033	49	F026C4HA033

Page	Reference	Page	Reference	Page	Reference	Page	Reference	Page	Reference
49	F026C4HB001	35	F026D2CD001	36	F026D2GA001	34	F026D3BB001	35	F026D3ED001
49	F026C4HB006	35	F026D2CD006	36	F026D2GA006	34	F026D3BB006	35	F026D3ED006
49	F026C4HB012	35	F026D2CD012	36	F026D2GA012	34	F026D3BB012	35	F026D3ED012
49	F026C4HB018	35	F026D2CD018	36	F026D2GA018	34	F026D3BB018	35	F026D3ED018
49	F026C4HB030	35	F026D2CD030	36	F026D2GA030	34	F026D3BB030	35	F026D3ED030
49	F026C4HB033	35	F026D2CD033	36	F026D2GA033	34	F026D3BB033	35	F026D3ED033
49	F026C4HD001	35	F026D2DA001	36	F026D2GB001	34	F026D3BD001	36	F026D3FA001
49	F026C4HD006	35	F026D2DA006	36	F026D2GB006	34	F026D3BD006	36	F026D3FA006
49	F026C4HD012	35	F026D2DA012	36	F026D2GB012	34	F026D3BD012	36	F026D3FA012
49	F026C4HD018	35	F026D2DA018	36	F026D2GB018	34	F026D3BD018	36	F026D3FA018
49	F026C4HD030	35	F026D2DA030	36	F026D2GB030	34	F026D3BD030	36	F026D3FA030
49	F026C4HD033	35	F026D2DA033	36	F026D2GB033	34	F026D3BD033	36	F026D3FA033
34	F026D2AA001	35	F026D2DB001	36	F026D2GD001	35	F026D3CA001	36	F026D3FB001
34	F026D2AA006	35	F026D2DB006	36	F026D2GD006	35	F026D3CA006	36	F026D3FB006
34	F026D2AA012	35	F026D2DB012	36	F026D2GD012	35	F026D3CA012	36	F026D3FB012
34	F026D2AA018	35	F026D2DB018	36	F026D2GD018	35	F026D3CA018	36	F026D3FB018
34	F026D2AA030	35	F026D2DB030	36	F026D2GD030	35	F026D3CA030	36	F026D3FB030
34	F026D2AA033	35	F026D2DB033	36	F026D2GD033	35	F026D3CA033	36	F026D3FB033
34	F026D2AB001	35	F026D2DD001	36	F026D2HA001	35	F026D3CB001	36	F026D3FD001
34	F026D2AB006	35	F026D2DD006	36	F026D2HA006	35	F026D3CB006	36	F026D3FD006
34	F026D2AB012	35	F026D2DD012	36	F026D2HA012	35	F026D3CB012	36	F026D3FD012
34	F026D2AB018	35	F026D2DD018	36	F026D2HA018	35	F026D3CB018	36	F026D3FD018
34	F026D2AB030	35	F026D2DD030	36	F026D2HA030	35	F026D3CB030	36	F026D3FD030
34	F026D2AB033	35	F026D2DD033	36	F026D2HA033	35	F026D3CB033	36	F026D3FD033
34	F026D2AD001	35	F026D2EA001	36	F026D2HB001	35	F026D3CD001	36	F026D3GA001
34	F026D2AD006	35	F026D2EA006	36	F026D2HB006	35	F026D3CD006	36	F026D3GA006
34	F026D2AD012	35	F026D2EA012	36	F026D2HB012	35	F026D3CD012	36	F026D3GA012
34	F026D2AD018	35	F026D2EA018	36	F026D2HB018	35	F026D3CD018	36	F026D3GA018
34	F026D2AD030	35	F026D2EA030	36	F026D2HB030	35	F026D3CD030	36	F026D3GA030
34	F026D2AD033	35	F026D2EA033	36	F026D2HB033	35	F026D3CD033	36	F026D3GA033
34	F026D2BA001	35	F026D2EB001	36	F026D2HD001	35	F026D3DA001	36	F026D3GB001
34	F026D2BA006	35	F026D2EB006	36	F026D2HD006	35	F026D3DA006	36	F026D3GB006
34	F026D2BA012	35	F026D2EB012	36	F026D2HD012	35	F026D3DA012	36	F026D3GB012
34	F026D2BA018	35	F026D2EB018	36	F026D2HD018	35	F026D3DA018	36	F026D3GB018
34	F026D2BA030	35	F026D2EB030	36	F026D2HD030	35	F026D3DA030	36	F026D3GB030
34	F026D2BA033	35	F026D2EB033	36	F026D2HD033	35	F026D3DA033	36	F026D3GB033
34	F026D2BB001	35	F026D2ED001	34	F026D3AA001	35	F026D3DB001	36	F026D3GD001
34	F026D2BB006	35	F026D2ED006	34	F026D3AA006	35	F026D3DB006	36	F026D3GD006
34	F026D2BB012	35	F026D2ED012	34	F026D3AA012	35	F026D3DB012	36	F026D3GD012
34	F026D2BB018	35	F026D2ED018	34	F026D3AA018	35	F026D3DB018	36	F026D3GD018
34	F026D2BB030	35	F026D2ED030	34	F026D3AA030	35	F026D3DB030	36	F026D3GD030
34	F026D2BB033	35	F026D2ED033	34	F026D3AA033	35	F026D3DB033	36	F026D3GD033
34	F026D2BD001	36	F026D2FA001	34	F026D3AB001	35	F026D3DD001	36	F026D3HA001
34	F026D2BD006	36	F026D2FA006	34	F026D3AB006	35	F026D3DD006	36	F026D3HA006
34	F026D2BD012	36	F026D2FA012	34	F026D3AB012	35	F026D3DD012	36	F026D3HA012
34	F026D2BD018	36	F026D2FA018	34	F026D3AB018	35	F026D3DD018	36	F026D3HA018
34	F026D2BD030	36	F026D2FA030	34	F026D3AB030	35	F026D3DD030	36	F026D3HA030
34	F026D2BD033	36	F026D2FA033	34	F026D3AB033	35	F026D3DD033	36	F026D3HA033
35	F026D2CA001	36	F026D2FB001	34	F026D3AD001	35	F026D3EA001	36	F026D3HB001
35	F026D2CA006	36	F026D2FB006	34	F026D3AD006	35	F026D3EA006	36	F026D3HB006
35	F026D2CA012	36	F026D2FB012	34	F026D3AD012	35	F026D3EA012	36	F026D3HB012
35	F026D2CA018	36	F026D2FB018	34	F026D3AD018	35	F026D3EA018	36	F026D3HB018
35	F026D2CA030	36	F026D2FB030	34	F026D3AD030	35	F026D3EA030	36	F026D3HB030
35	F026D2CA033	36	F026D2FB033	34	F026D3AD033	35	F026D3EA033	36	F026D3HB033
35	F026D2CB001	36	F026D2FD001	34	F026D3BA001	35	F026D3EB001	36	F026D3HD001
35	F026D2CB006	36	F026D2FD006	34	F026D3BA006	35	F026D3EB006	36	F026D3HD006
35	F026D2CB012	36	F026D2FD012	34	F026D3BA012	35	F026D3EB012	36	F026D3HD012
35	F026D2CB018	36	F026D2FD018	34	F026D3BA018	35	F026D3EB018	36	F026D3HD018
35	F026D2CB030	36	F026D2FD030	34	F026D3BA030	35	F026D3EB030	36	F026D3HD030
35	F026D2CB033	36	F026D2FD033	34	F026D3BA033	35	F026D3EB033	36	F026D3HD033

Page	Reference	Page	Reference	Page	Reference	Page	Reference	Page	Reference
53	F026F4BB001	72	F026G2BD001	74	F026G2FA001	72	F026G3AB001	73	F026G3DD001
53	F026F4BB006	72	F026G2BD006	74	F026G2FA006	72	F026G3AB006	73	F026G3DD006
53	F026F4BB012	72	F026G2BD012	74	F026G2FA012	72	F026G3AB012	73	F026G3DD012
53	F026F4BB018	72	F026G2BD018	74	F026G2FA018	72	F026G3AB018	73	F026G3DD018
53	F026F4BB030	72	F026G2BD030	74	F026G2FA030	72	F026G3AB030	73	F026G3DD030
53	F026F4BB033	72	F026G2BD033	74	F026G2FA033	72	F026G3AB033	73	F026G3DD033
53	F026F4BD001	73	F026G2CA001	74	F026G2FB001	72	F026G3AD001	73	F026G3EA001
53	F026F4BD006	73	F026G2CA006	74	F026G2FB006	72	F026G3AD006	73	F026G3EA006
53	F026F4BD012	73	F026G2CA012	74	F026G2FB012	72	F026G3AD012	73	F026G3EA012
53	F026F4BD018	73	F026G2CA018	74	F026G2FB018	72	F026G3AD018	73	F026G3EA018
53	F026F4BD030	73	F026G2CA030	74	F026G2FB030	72	F026G3AD030	73	F026G3EA030
53	F026F4BD033	73	F026G2CA033	74	F026G2FB033	72	F026G3AD033	73	F026G3EA033
53	F026F4CA001	73	F026G2CB001	74	F026G2FD001	72	F026G3BA001	73	F026G3EB001
53	F026F4CA006	73	F026G2CB006	74	F026G2FD006	72	F026G3BA006	73	F026G3EB006
53	F026F4CA012	73	F026G2CB012	74	F026G2FD012	72	F026G3BA012	73	F026G3EB012
53	F026F4CA018	73	F026G2CB018	74	F026G2FD018	72	F026G3BA018	73	F026G3EB018
53	F026F4CA030	73	F026G2CB030	74	F026G2FD030	72	F026G3BA030	73	F026G3EB030
53	F026F4CA033	73	F026G2CB033	74	F026G2FD033	72	F026G3BA033	73	F026G3EB033
53	F026F4CB001	73	F026G2CD001	74	F026G2GA001	72	F026G3BB001	73	F026G3ED001
53	F026F4CB006	73	F026G2CD006	74	F026G2GA006	72	F026G3BB006	73	F026G3ED006
53	F026F4CB012	73	F026G2CD012	74	F026G2GA012	72	F026G3BB012	73	F026G3ED012
53	F026F4CB018	73	F026G2CD018	74	F026G2GA018	72	F026G3BB018	73	F026G3ED018
53	F026F4CB030	73	F026G2CD030	74	F026G2GA030	72	F026G3BB030	73	F026G3ED030
53	F026F4CB033	73	F026G2CD033	74	F026G2GA033	72	F026G3BB033	73	F026G3ED033
53	F026F4CD001	73	F026G2DA001	74	F026G2GB001	72	F026G3BD001	74	F026G3FA001
53	F026F4CD006	73	F026G2DA006	74	F026G2GB006	72	F026G3BD006	74	F026G3FA006
53	F026F4CD012	73	F026G2DA012	74	F026G2GB012	72	F026G3BD012	74	F026G3FA012
53	F026F4CD018	73	F026G2DA018	74	F026G2GB018	72	F026G3BD018	74	F026G3FA018
53	F026F4CD030	73	F026G2DA030	74	F026G2GB030	72	F026G3BD030	74	F026G3FA030
53	F026F4CD033	73	F026G2DA033	74	F026G2GB033	72	F026G3BD033	74	F026G3FA033
72	F026G2AA001	73	F026G2DB001	74	F026G2GD001	73	F026G3CA001	74	F026G3FB001
72	F026G2AA006	73	F026G2DB006	74	F026G2GD006	73	F026G3CA006	74	F026G3FB006
72	F026G2AA012	73	F026G2DB012	74	F026G2GD012	73	F026G3CA012	74	F026G3FB012
72	F026G2AA018	73	F026G2DB018	74	F026G2GD018	73	F026G3CA018	74	F026G3FB018
72	F026G2AA030	73	F026G2DB030	74	F026G2GD030	73	F026G3CA030	74	F026G3FB030
72	F026G2AA033	73	F026G2DB033	74	F026G2GD033	73	F026G3CA033	74	F026G3FB033
72	F026G2AB001	73	F026G2DD001	74	F026G2HA001	73	F026G3CB001	74	F026G3FD001
72	F026G2AB006	73	F026G2DD006	74	F026G2HA006	73	F026G3CB006	74	F026G3FD006
72	F026G2AB012	73	F026G2DD012	74	F026G2HA012	73	F026G3CB012	74	F026G3FD012
72	F026G2AB018	73	F026G2DD018	74	F026G2HA018	73	F026G3CB018	74	F026G3FD018
72	F026G2AB030	73	F026G2DD030	74	F026G2HA030	73	F026G3CB030	74	F026G3FD030
72	F026G2AB033	73	F026G2DD033	74	F026G2HA033	73	F026G3CB033	74	F026G3FD033
72	F026G2AD001	73	F026G2EA001	74	F026G2HB001	73	F026G3CD001	74	F026G3GA001
72	F026G2AD006	73	F026G2EA006	74	F026G2HB006	73	F026G3CD006	74	F026G3GA006
72	F026G2AD012	73	F026G2EA012	74	F026G2HB012	73	F026G3CD012	74	F026G3GA012
72	F026G2AD018	73	F026G2EA018	74	F026G2HB018	73	F026G3CD018	74	F026G3GA018
72	F026G2AD030	73	F026G2EA030	74	F026G2HB030	73	F026G3CD030	74	F026G3GA030
72	F026G2AD033	73	F026G2EA033	74	F026G2HB033	73	F026G3CD033	74	F026G3GA033
72	F026G2BA001	73	F026G2EB001	74	F026G2HD001	73	F026G3DA001	74	F026G3GB001
72	F026G2BA006	73	F026G2EB006	74	F026G2HD006	73	F026G3DA006	74	F026G3GB006
72	F026G2BA012	73	F026G2EB012	74	F026G2HD012	73	F026G3DA012	74	F026G3GB012
72	F026G2BA018	73	F026G2EB018	74	F026G2HD018	73	F026G3DA018	74	F026G3GB018
72	F026G2BA030	73	F026G2EB030	74	F026G2HD030	73	F026G3DA030	74	F026G3GB030
72	F026G2BA033	73	F026G2EB033	74	F026G2HD033	73	F026G3DA033	74	F026G3GB033
72	F026G2BB001	73	F026G2ED001	72	F026G3AA001	73	F026G3DB001	74	F026G3GD001
72	F026G2BB006	73	F026G2ED006	72	F026G3AA006	73	F026G3DB006	74	F026G3GD006
72	F026G2BB012	73	F026G2ED012	72	F026G3AA012	73	F026G3DB012	74	F026G3GD012
72	F026G2BB018	73	F026G2ED018	72	F026G3AA018	73	F026G3DB018	74	F026G3GD018
72	F026G2BB030	73	F026G2ED030	72	F026G3AA030	73	F026G3DB030	74	F026G3GD030
72	F026G2BB033	73	F026G2ED033	72	F026G3AA033	73	F026G3DB033	74	F026G3GD033

Page	Reference	Page	Reference	Page	Reference	Page	Reference	Page	Reference
74	F026G3HA001	73	F026G4CB001	74	F026G4FD001	75	F026H2CA001	76	F026H2FB001
74	F026G3HA006	73	F026G4CB006	74	F026G4FD006	75	F026H2CA006	76	F026H2FB006
74	F026G3HA012	73	F026G4CB012	74	F026G4FD012	75	F026H2CA012	76	F026H2FB012
74	F026G3HA018	73	F026G4CB018	74	F026G4FD018	75	F026H2CA018	76	F026H2FB018
74	F026G3HA030	73	F026G4CB030	74	F026G4FD030	75	F026H2CA030	76	F026H2FB030
74	F026G3HA033	73	F026G4CB033	74	F026G4FD033	75	F026H2CA033	76	F026H2FB033
74	F026G3HB001	73	F026G4CD001	74	F026G4GA001	75	F026H2CB001	76	F026H2FD001
74	F026G3HB006	73	F026G4CD006	74	F026G4GA006	75	F026H2CB006	76	F026H2FD006
74	F026G3HB012	73	F026G4CD012	74	F026G4GA012	75	F026H2CB012	76	F026H2FD012
74	F026G3HB018	73	F026G4CD018	74	F026G4GA018	75	F026H2CB018	76	F026H2FD018
74	F026G3HB030	73	F026G4CD030	74	F026G4GA030	75	F026H2CB030	76	F026H2FD030
74	F026G3HB033	73	F026G4CD033	74	F026G4GA033	75	F026H2CB033	76	F026H2FD033
74	F026G3HD001	73	F026G4DA001	74	F026G4GB001	75	F026H2CD001	77	F026H2GA001
74	F026G3HD006	73	F026G4DA006	74	F026G4GB006	75	F026H2CD006	77	F026H2GA006
74	F026G3HD012	73	F026G4DA012	74	F026G4GB012	75	F026H2CD012	77	F026H2GA012
74	F026G3HD018	73	F026G4DA018	74	F026G4GB018	75	F026H2CD018	77	F026H2GA018
74	F026G3HD030	73	F026G4DA030	74	F026G4GB030	75	F026H2CD030	77	F026H2GA030
74	F026G3HD033	73	F026G4DA033	74	F026G4GB033	75	F026H2CD033	77	F026H2GA033
72	F026G4AA001	73	F026G4DB001	74	F026G4GD001	76	F026H2DA001	77	F026H2GB001
72	F026G4AA006	73	F026G4DB006	74	F026G4GD006	76	F026H2DA006	77	F026H2GB006
72	F026G4AA012	73	F026G4DB012	74	F026G4GD012	76	F026H2DA012	77	F026H2GB012
72	F026G4AA018	73	F026G4DB018	74	F026G4GD018	76	F026H2DA018	77	F026H2GB018
72	F026G4AA030	73	F026G4DB030	74	F026G4GD030	76	F026H2DA030	77	F026H2GB030
72	F026G4AA033	73	F026G4DB033	74	F026G4GD033	76	F026H2DA033	77	F026H2GB033
72	F026G4AB001	73	F026G4DD001	74	F026G4HA001	76	F026H2DB001	77	F026H2GD001
72	F026G4AB006	73	F026G4DD006	74	F026G4HA006	76	F026H2DB006	77	F026H2GD006
72	F026G4AB012	73	F026G4DD012	74	F026G4HA012	76	F026H2DB012	77	F026H2GD012
72	F026G4AB018	73	F026G4DD018	74	F026G4HA018	76	F026H2DB018	77	F026H2GD018
72	F026G4AB030	73	F026G4DD030	74	F026G4HA030	76	F026H2DB030	77	F026H2GD030
72	F026G4AB033	73	F026G4DD033	74	F026G4HA033	76	F026H2DB033	77	F026H2GD033
72	F026G4AD001	73	F026G4EA001	74	F026G4HB001	76	F026H2DD001	77	F026H2HA001
72	F026G4AD006	73	F026G4EA006	74	F026G4HB006	76	F026H2DD006	77	F026H2HA006
72	F026G4AD012	73	F026G4EA012	74	F026G4HB012	76	F026H2DD012	77	F026H2HA012
72	F026G4AD018	73	F026G4EA018	74	F026G4HB018	76	F026H2DD018	77	F026H2HA018
72	F026G4AD030	73	F026G4EA030	74	F026G4HB030	76	F026H2DD030	77	F026H2HA030
72	F026G4AD033	73	F026G4EA033	74	F026G4HB033	76	F026H2DD033	77	F026H2HA033
72	F026G4BA001	73	F026G4EB001	74	F026G4HD001	76	F026H2EA001	77	F026H2HB001
72	F026G4BA006	73	F026G4EB006	74	F026G4HD006	76	F026H2EA006	77	F026H2HB006
72	F026G4BA012	73	F026G4EB012	74	F026G4HD012	76	F026H2EA012	77	F026H2HB012
72	F026G4BA018	73	F026G4EB018	74	F026G4HD018	76	F026H2EA018	77	F026H2HB018
72	F026G4BA030	73	F026G4EB030	74	F026G4HD030	76	F026H2EA030	77	F026H2HB030
72	F026G4BA033	73	F026G4EB033	74	F026G4HD033	76	F026H2EA033	77	F026H2HB033
72	F026G4BB001	73	F026G4ED001	75	F026H2BA001	76	F026H2EB001	77	F026H2HD001
72	F026G4BB006	73	F026G4ED006	75	F026H2BA006	76	F026H2EB006	77	F026H2HD006
72	F026G4BB012	73	F026G4ED012	75	F026H2BA012	76	F026H2EB012	77	F026H2HD012
72	F026G4BB018	73	F026G4ED018	75	F026H2BA018	76	F026H2EB018	77	F026H2HD018
72	F026G4BB030	73	F026G4ED030	75	F026H2BA030	76	F026H2EB030	77	F026H2HD030
72	F026G4BB033	73	F026G4ED033	75	F026H2BA033	76	F026H2EB033	77	F026H2HD033
72	F026G4BD001	74	F026G4FA001	75	F026H2BB001	76	F026H2ED001	75	F026H3BA001
72	F026G4BD006	74	F026G4FA006	75	F026H2BB006	76	F026H2ED006	75	F026H3BA006
72	F026G4BD012	74	F026G4FA012	75	F026H2BB012	76	F026H2ED012	75	F026H3BA012
72	F026G4BD018	74	F026G4FA018	75	F026H2BB018	76	F026H2ED018	75	F026H3BA018
72	F026G4BD030	74	F026G4FA030	75	F026H2BB030	76	F026H2ED030	75	F026H3BA030
72	F026G4BD033	74	F026G4FA033	75	F026H2BB033	76	F026H2ED033	75	F026H3BA033
73	F026G4CA001	74	F026G4FB001	75	F026H2BD001	76	F026H2FA001	75	F026H3BB001
73	F026G4CA006	74	F026G4FB006	75	F026H2BD006	76	F026H2FA006	75	F026H3BB006
73	F026G4CA012	74	F026G4FB012	75	F026H2BD012	76	F026H2FA012	75	F026H3BB012
73	F026G4CA018	74	F026G4FB018	75	F026H2BD018	76	F026H2FA018	75	F026H3BB018
73	F026G4CA030	74	F026G4FB030	75	F026H2BD030	76	F026H2FA030	75	F026H3BB030
73	F026G4CA033	74	F026G4FB033	75	F026H2BD033	76	F026H2FA033	75	F026H3BB033

Page	Reference	Page	Reference	Page	Reference	Page	Reference	Page	Reference
63	F026M3GD001	62	F026M4DA001	63	F026M4GB001	83	F026Q2CD001	83	F026Q4CA001
63	F026M3GD006	62	F026M4DA006	63	F026M4GB006	83	F026Q2CD006	83	F026Q4CA006
63	F026M3GD012	62	F026M4DA012	63	F026M4GB012	83	F026Q2CD012	83	F026Q4CA012
63	F026M3GD018	62	F026M4DA018	63	F026M4GB018	83	F026Q2CD018	83	F026Q4CA018
63	F026M3GD030	62	F026M4DA030	63	F026M4GB030	83	F026Q2CD030	83	F026Q4CA030
63	F026M3GD033	62	F026M4DA033	63	F026M4GB033	83	F026Q2CD033	83	F026Q4CA033
63	F026M3HA001	62	F026M4DB001	63	F026M4GD001	83	F026Q3BA001	83	F026Q4CB001
63	F026M3HA006	62	F026M4DB006	63	F026M4GD006	83	F026Q3BA006	83	F026Q4CB006
63	F026M3HA012	62	F026M4DB012	63	F026M4GD012	83	F026Q3BA012	83	F026Q4CB012
63	F026M3HA018	62	F026M4DB018	63	F026M4GD018	83	F026Q3BA018	83	F026Q4CB018
63	F026M3HA030	62	F026M4DB030	63	F026M4GD030	83	F026Q3BA030	83	F026Q4CB030
63	F026M3HA033	62	F026M4DB033	63	F026M4GD033	83	F026Q3BA033	83	F026Q4CB033
63	F026M3HB001	62	F026M4DD001	63	F026M4HA001	83	F026Q3BB001	83	F026Q4CD001
63	F026M3HB006	62	F026M4DD006	63	F026M4HA006	83	F026Q3BB006	83	F026Q4CD006
63	F026M3HB012	62	F026M4DD012	63	F026M4HA012	83	F026Q3BB012	83	F026Q4CD012
63	F026M3HB018	62	F026M4DD018	63	F026M4HA018	83	F026Q3BB018	83	F026Q4CD018
63	F026M3HB030	62	F026M4DD030	63	F026M4HA030	83	F026Q3BB030	83	F026Q4CD030
63	F026M3HB033	62	F026M4DD033	63	F026M4HA033	83	F026Q3BB033	83	F026Q4CD033
63	F026M3HD001	62	F026M4EA001	63	F026M4HB001	83	F026Q3BD001	100	F026R2AA001
63	F026M3HD006	62	F026M4EA006	63	F026M4HB006	83	F026Q3BD006	100	F026R2AA006
63	F026M3HD012	62	F026M4EA012	63	F026M4HB012	83	F026Q3BD012	100	F026R2AA012
63	F026M3HD018	62	F026M4EA018	63	F026M4HB018	83	F026Q3BD018	100	F026R2AA018
63	F026M3HD030	62	F026M4EA030	63	F026M4HB030	83	F026Q3BD030	100	F026R2AA030
63	F026M3HD033	62	F026M4EA033	63	F026M4HB033	83	F026Q3BD033	100	F026R2AA033
61	F026M4BA001	62	F026M4EB001	63	F026M4HD001	83	F026Q3CA001	100	F026R2AB001
61	F026M4BA006	62	F026M4EB006	63	F026M4HD006	83	F026Q3CA006	100	F026R2AB006
61	F026M4BA012	62	F026M4EB012	63	F026M4HD012	83	F026Q3CA012	100	F026R2AB012
61	F026M4BA018	62	F026M4EB018	63	F026M4HD018	83	F026Q3CA018	100	F026R2AB018
61	F026M4BA030	62	F026M4EB030	63	F026M4HD030	83	F026Q3CA030	100	F026R2AB030
61	F026M4BA033	62	F026M4EB033	63	F026M4HD033	83	F026Q3CA033	100	F026R2AB033
61	F026M4BB001	62	F026M4ED001	83	F026Q2BA001	83	F026Q3CB001	100	F026R2AD001
61	F026M4BB006	62	F026M4ED006	83	F026Q2BA006	83	F026Q3CB006	100	F026R2AD006
61	F026M4BB012	62	F026M4ED012	83	F026Q2BA012	83	F026Q3CB012	100	F026R2AD012
61	F026M4BB018	62	F026M4ED018	83	F026Q2BA018	83	F026Q3CB018	100	F026R2AD018
61	F026M4BB030	62	F026M4ED030	83	F026Q2BA030	83	F026Q3CB030	100	F026R2AD030
61	F026M4BB033	62	F026M4ED033	83	F026Q2BA033	83	F026Q3CB033	100	F026R2AD033
61	F026M4BD001	62	F026M4FA001	83	F026Q2BB001	83	F026Q3CD001	100	F026R2BA001
61	F026M4BD006	62	F026M4FA006	83	F026Q2BB006	83	F026Q3CD006	100	F026R2BA006
61	F026M4BD012	62	F026M4FA012	83	F026Q2BB012	83	F026Q3CD012	100	F026R2BA012
61	F026M4BD018	62	F026M4FA018	83	F026Q2BB018	83	F026Q3CD018	100	F026R2BA018
61	F026M4BD030	62	F026M4FA030	83	F026Q2BB030	83	F026Q3CD030	100	F026R2BA030
61	F026M4BD033	62	F026M4FA033	83	F026Q2BB033	83	F026Q3CD033	100	F026R2BA033
61	F026M4CA001	62	F026M4FB001	83	F026Q2BD001	83	F026Q4BA001	100	F026R2BB001
61	F026M4CA006	62	F026M4FB006	83	F026Q2BD006	83	F026Q4BA006	100	F026R2BB006
61	F026M4CA012	62	F026M4FB012	83	F026Q2BD012	83	F026Q4BA012	100	F026R2BB012
61	F026M4CA018	62	F026M4FB018	83	F026Q2BD018	83	F026Q4BA018	100	F026R2BB018
61	F026M4CA030	62	F026M4FB030	83	F026Q2BD030	83	F026Q4BA030	100	F026R2BB030
61	F026M4CA033	62	F026M4FB033	83	F026Q2BD033	83	F026Q4BA033	100	F026R2BB033
61	F026M4CB001	62	F026M4FD001	83	F026Q2CA001	83	F026Q4BB001	100	F026R2BD001
61	F026M4CB006	62	F026M4FD006	83	F026Q2CA006	83	F026Q4BB006	100	F026R2BD006
61	F026M4CB012	62	F026M4FD012	83	F026Q2CA012	83	F026Q4BB012	100	F026R2BD012
61	F026M4CB018	62	F026M4FD018	83	F026Q2CA018	83	F026Q4BB018	100	F026R2BD018
61	F026M4CB030	62	F026M4FD030	83	F026Q2CA030	83	F026Q4BB030	100	F026R2BD030
61	F026M4CB033	62	F026M4FD033	83	F026Q2CA033	83	F026Q4BB033	100	F026R2BD033
61	F026M4CD001	63	F026M4GA001	83	F026Q2CB001	83	F026Q4BD001	101	F026R2CA001
61	F026M4CD006	63	F026M4GA006	83	F026Q2CB006	83	F026Q4BD006	101	F026R2CA006
61	F026M4CD012	63	F026M4GA012	83	F026Q2CB012	83	F026Q4BD012	101	F026R2CA012
61	F026M4CD018	63	F026M4GA018	83	F026Q2CB018	83	F026Q4BD018	101	F026R2CA018
61	F026M4CD030	63	F026M4GA030	83	F026Q2CB030	83	F026Q4BD030	101	F026R2CA030
61	F026M4CD033	63	F026M4GA033	83	F026Q2CB033	83	F026Q4BD033	101	F026R2CA033

Page	Reference	Page	Reference	Page	Reference	Page	Reference	Page	Reference
104	F026S3FD001	103	F026S4CA001	104	F026S4FB001	88	F026V2AD001	89	F026V2EA001
104	F026S3FD006	103	F026S4CA006	104	F026S4FB006	88	F026V2AD006	89	F026V2EA006
104	F026S3FD012	103	F026S4CA012	104	F026S4FB012	88	F026V2AD012	89	F026V2EA012
104	F026S3FD018	103	F026S4CA018	104	F026S4FB018	88	F026V2AD018	89	F026V2EA018
104	F026S3FD030	103	F026S4CA030	104	F026S4FB030	88	F026V2AD030	89	F026V2EA030
104	F026S3FD033	103	F026S4CA033	104	F026S4FB033	88	F026V2AD033	89	F026V2EA033
105	F026S3GA001	103	F026S4CB001	104	F026S4FD001	88	F026V2BA001	89	F026V2EB001
105	F026S3GA006	103	F026S4CB006	104	F026S4FD006	88	F026V2BA006	89	F026V2EB006
105	F026S3GA012	103	F026S4CB012	104	F026S4FD012	88	F026V2BA012	89	F026V2EB012
105	F026S3GA018	103	F026S4CB018	104	F026S4FD018	88	F026V2BA018	89	F026V2EB018
105	F026S3GA030	103	F026S4CB030	104	F026S4FD030	88	F026V2BA030	89	F026V2EB030
105	F026S3GA033	103	F026S4CB033	104	F026S4FD033	88	F026V2BA033	89	F026V2EB033
105	F026S3GB001	103	F026S4CD001	105	F026S4GA001	88	F026V2BB001	89	F026V2ED001
105	F026S3GB006	103	F026S4CD006	105	F026S4GA006	88	F026V2BB006	89	F026V2ED006
105	F026S3GB012	103	F026S4CD012	105	F026S4GA012	88	F026V2BB012	89	F026V2ED012
105	F026S3GB018	103	F026S4CD018	105	F026S4GA018	88	F026V2BB018	89	F026V2ED018
105	F026S3GB030	103	F026S4CD030	105	F026S4GA030	88	F026V2BB030	89	F026V2ED030
105	F026S3GB033	103	F026S4CD033	105	F026S4GA033	88	F026V2BB033	89	F026V2ED033
105	F026S3GD001	104	F026S4DA001	105	F026S4GB001	88	F026V2BD001	90	F026V2FA001
105	F026S3GD006	104	F026S4DA006	105	F026S4GB006	88	F026V2BD006	90	F026V2FA006
105	F026S3GD012	104	F026S4DA012	105	F026S4GB012	88	F026V2BD012	90	F026V2FA012
105	F026S3GD018	104	F026S4DA018	105	F026S4GB018	88	F026V2BD018	90	F026V2FA018
105	F026S3GD030	104	F026S4DA030	105	F026S4GB030	88	F026V2BD030	90	F026V2FA030
105	F026S3GD033	104	F026S4DA033	105	F026S4GB033	88	F026V2BD033	90	F026V2FA033
105	F026S3HA001	104	F026S4DB001	105	F026S4GD001	89	F026V2CA001	90	F026V2FB001
105	F026S3HA006	104	F026S4DB006	105	F026S4GD006	89	F026V2CA006	90	F026V2FB006
105	F026S3HA012	104	F026S4DB012	105	F026S4GD012	89	F026V2CA012	90	F026V2FB012
105	F026S3HA018	104	F026S4DB018	105	F026S4GD018	89	F026V2CA018	90	F026V2FB018
105	F026S3HA030	104	F026S4DB030	105	F026S4GD030	89	F026V2CA030	90	F026V2FB030
105	F026S3HA033	104	F026S4DB033	105	F026S4GD033	89	F026V2CA033	90	F026V2FB033
105	F026S3HB001	104	F026S4DD001	105	F026S4HA001	89	F026V2CB001	90	F026V2FD001
105	F026S3HB006	104	F026S4DD006	105	F026S4HA006	89	F026V2CB006	90	F026V2FD006
105	F026S3HB012	104	F026S4DD012	105	F026S4HA012	89	F026V2CB012	90	F026V2FD012
105	F026S3HB018	104	F026S4DD018	105	F026S4HA018	89	F026V2CB018	90	F026V2FD018
105	F026S3HB030	104	F026S4DD030	105	F026S4HA030	89	F026V2CB030	90	F026V2FD030
105	F026S3HB033	104	F026S4DD033	105	F026S4HA033	89	F026V2CB033	90	F026V2FD033
105	F026S3HD001	104	F026S4EA001	105	F026S4HB001	89	F026V2CD001	90	F026V2GA001
105	F026S3HD006	104	F026S4EA006	105	F026S4HB006	89	F026V2CD006	90	F026V2GA006
105	F026S3HD012	104	F026S4EA012	105	F026S4HB012	89	F026V2CD012	90	F026V2GA012
105	F026S3HD018	104	F026S4EA018	105	F026S4HB018	89	F026V2CD018	90	F026V2GA018
105	F026S3HD030	104	F026S4EA030	105	F026S4HB030	89	F026V2CD030	90	F026V2GA030
105	F026S3HD033	104	F026S4EA033	105	F026S4HB033	89	F026V2CD033	90	F026V2GA033
103	F026S4BA001	104	F026S4EB001	105	F026S4HD001	89	F026V2DA001	90	F026V2GB001
103	F026S4BA006	104	F026S4EB006	105	F026S4HD006	89	F026V2DA006	90	F026V2GB006
103	F026S4BA012	104	F026S4EB012	105	F026S4HD012	89	F026V2DA012	90	F026V2GB012
103	F026S4BA018	104	F026S4EB018	105	F026S4HD018	89	F026V2DA018	90	F026V2GB018
103	F026S4BA030	104	F026S4EB030	105	F026S4HD030	89	F026V2DA030	90	F026V2GB030
103	F026S4BA033	104	F026S4EB033	105	F026S4HD033	89	F026V2DA033	90	F026V2GB033
103	F026S4BB001	104	F026S4ED001	88	F026V2AA001	89	F026V2DB001	90	F026V2GD001
103	F026S4BB006	104	F026S4ED006	88	F026V2AA006	89	F026V2DB006	90	F026V2GD006
103	F026S4BB012	104	F026S4ED012	88	F026V2AA012	89	F026V2DB012	90	F026V2GD012
103	F026S4BB018	104	F026S4ED018	88	F026V2AA018	89	F026V2DB018	90	F026V2GD018
103	F026S4BB030	104	F026S4ED030	88	F026V2AA030	89	F026V2DB030	90	F026V2GD030
103	F026S4BB033	104	F026S4ED033	88	F026V2AA033	89	F026V2DB033	90	F026V2GD033
103	F026S4BD001	104	F026S4FA001	88	F026V2AB001	89	F026V2DD001	90	F026V2HA001
103	F026S4BD006	104	F026S4FA006	88	F026V2AB006	89	F026V2DD006	90	F026V2HA006
103	F026S4BD012	104	F026S4FA012	88	F026V2AB012	89	F026V2DD012	90	F026V2HA012
103	F026S4BD018	104	F026S4FA018	88	F026V2AB018	89	F026V2DD018	90	F026V2HA018
103	F026S4BD030	104	F026S4FA030	88	F026V2AB030	89	F026V2DD030	90	F026V2HA030
103	F026S4BD033	104	F026S4FA033	88	F026V2AB033	89	F026V2DD033	90	F026V2HA033

Page	Reference	Page	Reference	Page	Reference	Page	Reference	Page	Reference
90	F026V2HB001	89	F026V3CD001	90	F026V3GA001	88	F026V4BB001	89	F026V4ED001
90	F026V2HB006	89	F026V3CD006	90	F026V3GA006	88	F026V4BB006	89	F026V4ED006
90	F026V2HB012	89	F026V3CD012	90	F026V3GA012	88	F026V4BB012	89	F026V4ED012
90	F026V2HB018	89	F026V3CD018	90	F026V3GA018	88	F026V4BB018	89	F026V4ED018
90	F026V2HB030	89	F026V3CD030	90	F026V3GA030	88	F026V4BB030	89	F026V4ED030
90	F026V2HB033	89	F026V3CD033	90	F026V3GA033	88	F026V4BB033	89	F026V4ED033
90	F026V2HD001	89	F026V3DA001	90	F026V3GB001	88	F026V4BD001	90	F026V4FA001
90	F026V2HD006	89	F026V3DA006	90	F026V3GB006	88	F026V4BD006	90	F026V4FA006
90	F026V2HD012	89	F026V3DA012	90	F026V3GB012	88	F026V4BD012	90	F026V4FA012
90	F026V2HD018	89	F026V3DA018	90	F026V3GB018	88	F026V4BD018	90	F026V4FA018
90	F026V2HD030	89	F026V3DA030	90	F026V3GB030	88	F026V4BD030	90	F026V4FA030
90	F026V2HD033	89	F026V3DA033	90	F026V3GB033	88	F026V4BD033	90	F026V4FA033
88	F026V3AA001	89	F026V3DB001	90	F026V3GD001	89	F026V4CA001	90	F026V4FB001
88	F026V3AA006	89	F026V3DB006	90	F026V3GD006	89	F026V4CA006	90	F026V4FB006
88	F026V3AA012	89	F026V3DB012	90	F026V3GD012	89	F026V4CA012	90	F026V4FB012
88	F026V3AA018	89	F026V3DB018	90	F026V3GD018	89	F026V4CA018	90	F026V4FB018
88	F026V3AA030	89	F026V3DB030	90	F026V3GD030	89	F026V4CA030	90	F026V4FB030
88	F026V3AA033	89	F026V3DB033	90	F026V3GD033	89	F026V4CA033	90	F026V4FB033
88	F026V3AB001	89	F026V3DD001	90	F026V3HA001	89	F026V4CB001	90	F026V4FD001
88	F026V3AB006	89	F026V3DD006	90	F026V3HA006	89	F026V4CB006	90	F026V4FD006
88	F026V3AB012	89	F026V3DD012	90	F026V3HA012	89	F026V4CB012	90	F026V4FD012
88	F026V3AB018	89	F026V3DD018	90	F026V3HA018	89	F026V4CB018	90	F026V4FD018
88	F026V3AB030	89	F026V3DD030	90	F026V3HA030	89	F026V4CB030	90	F026V4FD030
88	F026V3AB033	89	F026V3DD033	90	F026V3HA033	89	F026V4CB033	90	F026V4FD033
88	F026V3AD001	89	F026V3EA001	90	F026V3HB001	89	F026V4CD001	90	F026V4GA001
88	F026V3AD006	89	F026V3EA006	90	F026V3HB006	89	F026V4CD006	90	F026V4GA006
88	F026V3AD012	89	F026V3EA012	90	F026V3HB012	89	F026V4CD012	90	F026V4GA012
88	F026V3AD018	89	F026V3EA018	90	F026V3HB018	89	F026V4CD018	90	F026V4GA018
88	F026V3AD030	89	F026V3EA030	90	F026V3HB030	89	F026V4CD030	90	F026V4GA030
88	F026V3AD033	89	F026V3EA033	90	F026V3HB033	89	F026V4CD033	90	F026V4GA033
88	F026V3BA001	89	F026V3EB001	90	F026V3HD001	89	F026V4DA001	90	F026V4GB001
88	F026V3BA006	89	F026V3EB006	90	F026V3HD006	89	F026V4DA006	90	F026V4GB006
88	F026V3BA012	89	F026V3EB012	90	F026V3HD012	89	F026V4DA012	90	F026V4GB012
88	F026V3BA018	89	F026V3EB018	90	F026V3HD018	89	F026V4DA018	90	F026V4GB018
88	F026V3BA030	89	F026V3EB030	90	F026V3HD030	89	F026V4DA030	90	F026V4GB030
88	F026V3BA033	89	F026V3EB033	90	F026V3HD033	89	F026V4DA033	90	F026V4GB033
88	F026V3BB001	89	F026V3ED001	88	F026V4AA001	89	F026V4DB001	90	F026V4GD001
88	F026V3BB006	89	F026V3ED006	88	F026V4AA006	89	F026V4DB006	90	F026V4GD006
88	F026V3BB012	89	F026V3ED012	88	F026V4AA012	89	F026V4DB012	90	F026V4GD012
88	F026V3BB018	89	F026V3ED018	88	F026V4AA018	89	F026V4DB018	90	F026V4GD018
88	F026V3BB030	89	F026V3ED030	88	F026V4AA030	89	F026V4DB030	90	F026V4GD030
88	F026V3BB033	89	F026V3ED033	88	F026V4AA033	89	F026V4DB033	90	F026V4GD033
88	F026V3BD001	90	F026V3FA001	88	F026V4AB001	89	F026V4DD001	90	F026V4HA001
88	F026V3BD006	90	F026V3FA006	88	F026V4AB006	89	F026V4DD006	90	F026V4HA006
88	F026V3BD012	90	F026V3FA012	88	F026V4AB012	89	F026V4DD012	90	F026V4HA012
88	F026V3BD018	90	F026V3FA018	88	F026V4AB018	89	F026V4DD018	90	F026V4HA018
88	F026V3BD030	90	F026V3FA030	88	F026V4AB030	89	F026V4DD030	90	F026V4HA030
88	F026V3BD033	90	F026V3FA033	88	F026V4AB033	89	F026V4DD033	90	F026V4HA033
89	F026V3CA001	90	F026V3FB001	88	F026V4AD001	89	F026V4EA001	90	F026V4HB001
89	F026V3CA006	90	F026V3FB006	88	F026V4AD006	89	F026V4EA006	90	F026V4HB006
89	F026V3CA012	90	F026V3FB012	88	F026V4AD012	89	F026V4EA012	90	F026V4HB012
89	F026V3CA018	90	F026V3FB018	88	F026V4AD018	89	F026V4EA018	90	F026V4HB018
89	F026V3CA030	90	F026V3FB030	88	F026V4AD030	89	F026V4EA030	90	F026V4HB030
89	F026V3CA033	90	F026V3FB033	88	F026V4AD033	89	F026V4EA033	90	F026V4HB033
89	F026V3CB001	90	F026V3FD001	88	F026V4BA001	89	F026V4EB001	90	F026V4HD001
89	F026V3CB006	90	F026V3FD006	88	F026V4BA006	89	F026V4EB006	90	F026V4HD006
89	F026V3CB012	90	F026V3FD012	88	F026V4BA012	89	F026V4EB012	90	F026V4HD012
89	F026V3CB018	90	F026V3FD018	88	F026V4BA018	89	F026V4EB018	90	F026V4HD018
89	F026V3CB030	90	F026V3FD030	88	F026V4BA030	89	F026V4EB030	90	F026V4HD030
89	F026V3CB033	90	F026V3FD033	88	F026V4BA033	89	F026V4EB033	90	F026V4HD033

Page	Reference	Page	Reference	Page	Reference	Page	Reference	Page	Reference
92	F026W4DD001	93	F026W4HA001	39	F029Z023000	213	F030A23D001	213	F030A33B030
92	F026W4DD006	93	F026W4HA006	39	F029Z024000	213	F030A23D006	213	F030A33B033
92	F026W4DD012	93	F026W4HA012	39	F029Z025000	213	F030A23D012	213	F030A33D000
92	F026W4DD018	93	F026W4HA018	212	F030A21A000	213	F030A23D018	213	F030A33D001
92	F026W4DD030	93	F026W4HA030	212	F030A21A001	213	F030A23D030	213	F030A33D006
92	F026W4DD033	93	F026W4HA033	212	F030A21A006	213	F030A23D033	213	F030A33D012
92	F026W4EA001	93	F026W4HB001	212	F030A21A012	212	F030A31A000	213	F030A33D018
92	F026W4EA006	93	F026W4HB006	212	F030A21A018	212	F030A31A001	213	F030A33D030
92	F026W4EA012	93	F026W4HB012	212	F030A21A030	212	F030A31A006	213	F030A33D033
92	F026W4EA018	93	F026W4HB018	212	F030A21A033	212	F030A31A012	212	F030A41A000
92	F026W4EA030	93	F026W4HB030	212	F030A21B000	212	F030A31A018	212	F030A41A001
92	F026W4EA033	93	F026W4HB033	212	F030A21B001	212	F030A31A030	212	F030A41A006
92	F026W4EB001	93	F026W4HD001	212	F030A21B006	212	F030A31A033	212	F030A41A012
92	F026W4EB006	93	F026W4HD006	212	F030A21B012	212	F030A31B000	212	F030A41A018
92	F026W4EB012	93	F026W4HD012	212	F030A21B018	212	F030A31B001	212	F030A41A030
92	F026W4EB018	93	F026W4HD018	212	F030A21B030	212	F030A31B006	212	F030A41A033
92	F026W4EB030	93	F026W4HD030	212	F030A21B033	212	F030A31B012	212	F030A41B000
92	F026W4EB033	93	F026W4HD033	212	F030A21D000	212	F030A31B018	212	F030A41B001
92	F026W4ED001	43	F026Z010000	212	F030A21D001	212	F030A31B030	212	F030A41B006
92	F026W4ED006	28	F026Z010000	212	F030A21D006	212	F030A31B033	212	F030A41B012
92	F026W4ED012	70	F026Z020001	212	F030A21D012	212	F030A31D000	212	F030A41B018
92	F026W4ED018	70	F026Z020006	212	F030A21D018	212	F030A31D001	212	F030A41B030
92	F026W4ED030	70	F026Z020012	212	F030A21D030	212	F030A31D006	212	F030A41B033
92	F026W4ED033	70	F026Z020018	212	F030A21D033	212	F030A31D012	212	F030A41D000
92	F026W4FA001	70	F026Z020030	212	F030A22A000	212	F030A31D018	212	F030A41D001
92	F026W4FA006	70	F026Z020033	212	F030A22A001	212	F030A31D030	212	F030A41D006
92	F026W4FA012	70	F026Z030001	212	F030A22A006	212	F030A31D033	212	F030A41D012
92	F026W4FA018	70	F026Z030006	212	F030A22A012	212	F030A32A000	212	F030A41D018
92	F026W4FA030	70	F026Z030012	212	F030A22A018	212	F030A32A001	212	F030A41D030
92	F026W4FA033	70	F026Z030018	212	F030A22A030	212	F030A32A006	212	F030A41D033
92	F026W4FB001	70	F026Z030030	212	F030A22A033	212	F030A32A012	212	F030A42A000
92	F026W4FB006	70	F026Z030033	212	F030A22B000	212	F030A32A018	212	F030A42A001
92	F026W4FB012	49	F026Z050001	212	F030A22B001	212	F030A32A030	212	F030A42A006
92	F026W4FB018	49	F026Z050006	212	F030A22B006	212	F030A32A033	212	F030A42A012
92	F026W4FB030	49	F026Z050012	212	F030A22B012	212	F030A32B000	212	F030A42A018
92	F026W4FB033	49	F026Z050018	212	F030A22B018	212	F030A32B001	212	F030A42A030
92	F026W4FD001	49	F026Z050030	212	F030A22B030	212	F030A32B006	212	F030A42A033
92	F026W4FD006	49	F026Z050033	212	F030A22B033	212	F030A32B012	212	F030A42B000
92	F026W4FD012	29	F026Z060000	212	F030A22D000	212	F030A32B018	212	F030A42B001
92	F026W4FD018	135	F026Z200006	212	F030A22D001	212	F030A32B030	212	F030A42B006
92	F026W4FD030	135	F026Z200018	212	F030A22D006	212	F030A32B033	212	F030A42B012
92	F026W4FD033	135	F026Z200033	212	F030A22D012	212	F030A32D000	212	F030A42B018
93	F026W4GA001	135	F026Z210006	212	F030A22D018	212	F030A32D001	212	F030A42B030
93	F026W4GA006	135	F026Z210018	212	F030A22D030	212	F030A32D006	212	F030A42B033
93	F026W4GA012	135	F026Z210033	212	F030A22D033	212	F030A32D012	212	F030A42D000
93	F026W4GA018	135	F026Z220006	213	F030A23A000	212	F030A32D018	212	F030A42D001
93	F026W4GA030	135	F026Z220018	213	F030A23A001	212	F030A32D030	212	F030A42D006
93	F026W4GA033	135	F026Z220033	213	F030A23A006	212	F030A32D033	212	F030A42D012
93	F026W4GB001	135	F026Z230006	213	F030A23A012	213	F030A33A000	212	F030A42D018
93	F026W4GB006	135	F026Z230018	213	F030A23A018	213	F030A33A001	212	F030A42D030
93	F026W4GB012	135	F026Z230033	213	F030A23A030	213	F030A33A006	212	F030A42D033
93	F026W4GB018	33	F029Z010000	213	F030A23A033	213	F030A33A012	213	F030A43A000
93	F026W4GB030	33	F029Z011000	213	F030A23B000	213	F030A33A018	213	F030A43A001
93	F026W4GB033	33	F029Z012000	213	F030A23B001	213	F030A33A030	213	F030A43A006
93	F026W4GD001	33	F029Z013000	213	F030A23B006	213	F030A33A033	213	F030A43A012
93	F026W4GD006	33	F029Z014000	213	F030A23B012	213	F030A33B000	213	F030A43A018
93	F026W4GD012	33	F029Z015000	213	F030A23B018	213	F030A33B001	213	F030A43A030
93	F026W4GD018	39	F029Z020000	213	F030A23B030	213	F030A33B006	213	F030A43A033
93	F026W4GD030	39	F029Z021000	213	F030A23B033	213	F030A33B012	213	F030A43B000
93	F026W4GD033	39	F029Z022000	213	F030A23D000	213	F030A33B018	213	F030A43B001

Page	Reference	Page	Reference	Page	Reference	Page	Reference	Page	Reference
214	F030C32D001	214	F030C42B030	218	F030D22B006	218	F030D32A033	218	F030D42A012
214	F030C32D006	214	F030C42B033	218	F030D22B012	218	F030D32B000	218	F030D42A018
214	F030C32D012	214	F030C42D000	218	F030D22B018	218	F030D32B001	218	F030D42A030
214	F030C32D018	214	F030C42D001	218	F030D22B030	218	F030D32B006	218	F030D42A033
214	F030C32D030	214	F030C42D006	218	F030D22B033	218	F030D32B012	218	F030D42B000
214	F030C32D033	214	F030C42D012	218	F030D22D000	218	F030D32B018	218	F030D42B001
215	F030C33A000	214	F030C42D018	218	F030D22D001	218	F030D32B030	218	F030D42B006
215	F030C33A001	214	F030C42D030	218	F030D22D006	218	F030D32B033	218	F030D42B012
215	F030C33A006	214	F030C42D033	218	F030D22D012	218	F030D32D000	218	F030D42B018
215	F030C33A012	215	F030C43A000	218	F030D22D018	218	F030D32D001	218	F030D42B030
215	F030C33A018	215	F030C43A001	218	F030D22D030	218	F030D32D006	218	F030D42B033
215	F030C33A030	215	F030C43A006	218	F030D22D033	218	F030D32D012	218	F030D42D000
215	F030C33A033	215	F030C43A012	219	F030D23A000	218	F030D32D018	218	F030D42D001
215	F030C33B000	215	F030C43A018	219	F030D23A001	218	F030D32D030	218	F030D42D006
215	F030C33B001	215	F030C43A030	219	F030D23A006	218	F030D32D033	218	F030D42D012
215	F030C33B006	215	F030C43A033	219	F030D23A012	219	F030D33A000	218	F030D42D018
215	F030C33B012	215	F030C43B000	219	F030D23A018	219	F030D33A001	218	F030D42D030
215	F030C33B018	215	F030C43B001	219	F030D23A030	219	F030D33A006	218	F030D42D033
215	F030C33B030	215	F030C43B006	219	F030D23A033	219	F030D33A012	219	F030D43A000
215	F030C33B033	215	F030C43B012	219	F030D23B000	219	F030D33A018	219	F030D43A001
215	F030C33D000	215	F030C43B018	219	F030D23B001	219	F030D33A030	219	F030D43A006
215	F030C33D001	215	F030C43B030	219	F030D23B006	219	F030D33A033	219	F030D43A012
215	F030C33D006	215	F030C43B033	219	F030D23B012	219	F030D33B000	219	F030D43A018
215	F030C33D012	215	F030C43D000	219	F030D23B018	219	F030D33B001	219	F030D43A030
215	F030C33D018	215	F030C43D001	219	F030D23B030	219	F030D33B006	219	F030D43A033
215	F030C33D030	215	F030C43D006	219	F030D23B033	219	F030D33B012	219	F030D43B000
215	F030C33D033	215	F030C43D012	219	F030D23D000	219	F030D33B018	219	F030D43B001
214	F030C41A000	215	F030C43D018	219	F030D23D001	219	F030D33B030	219	F030D43B006
214	F030C41A001	215	F030C43D030	219	F030D23D006	219	F030D33B033	219	F030D43B012
214	F030C41A006	215	F030C43D033	219	F030D23D012	219	F030D33D000	219	F030D43B018
214	F030C41A012	218	F030D21A000	219	F030D23D018	219	F030D33D001	219	F030D43B030
214	F030C41A018	218	F030D21A001	219	F030D23D030	219	F030D33D006	219	F030D43B033
214	F030C41A030	218	F030D21A006	219	F030D23D033	219	F030D33D012	219	F030D43D000
214	F030C41A033	218	F030D21A012	218	F030D31A000	219	F030D33D018	219	F030D43D001
214	F030C41B000	218	F030D21A018	218	F030D31A001	219	F030D33D030	219	F030D43D006
214	F030C41B001	218	F030D21A030	218	F030D31A006	219	F030D33D033	219	F030D43D012
214	F030C41B006	218	F030D21A033	218	F030D31A012	218	F030D41A000	219	F030D43D018
214	F030C41B012	218	F030D21B000	218	F030D31A018	218	F030D41A001	219	F030D43D030
214	F030C41B018	218	F030D21B001	218	F030D31A030	218	F030D41A006	219	F030D43D033
214	F030C41B030	218	F030D21B006	218	F030D31A033	218	F030D41A012	217	F030Z010000
214	F030C41B033	218	F030D21B012	218	F030D31B000	218	F030D41A018	219	F030Z020000
214	F030C41D000	218	F030D21B018	218	F030D31B001	218	F030D41A030	184	F038AAA0ZZ
214	F030C41D001	218	F030D21B030	218	F030D31B006	218	F030D41A033	184	F038AABA0ZZ
214	F030C41D006	218	F030D21B033	218	F030D31B012	218	F030D41B000	184	F038AACA0ZZ
214	F030C41D012	218	F030D21D000	218	F030D31B018	218	F030D41B001	412	F1110001
214	F030C41D018	218	F030D21D001	218	F030D31B030	218	F030D41B006	412	F1110001-300
214	F030C41D030	218	F030D21D006	218	F030D31B033	218	F030D41B012	412	F1110001-310
214	F030C41D033	218	F030D21D012	218	F030D31D000	218	F030D41B018	412	F1110006
214	F030C42A000	218	F030D21D018	218	F030D31D001	218	F030D41B030	412	F1110006-300
214	F030C42A001	218	F030D21D030	218	F030D31D006	218	F030D41B033	412	F1110006-310
214	F030C42A006	218	F030D21D033	218	F030D31D012	218	F030D41D000	412	F1110012
214	F030C42A012	218	F030D22A000	218	F030D31D018	218	F030D41D001	412	F1110012-300
214	F030C42A018	218	F030D22A001	218	F030D31D030	218	F030D41D006	412	F1110012-310
214	F030C42A030	218	F030D22A006	218	F030D31D033	218	F030D41D012	412	F1110018
214	F030C42A033	218	F030D22A012	218	F030D32A000	218	F030D41D018	412	F1110018-300
214	F030C42B000	218	F030D22A018	218	F030D32A001	218	F030D41D030	412	F1110018-310
214	F030C42B001	218	F030D22A030	218	F030D32A006	218	F030D41D033	412	F1110030
214	F030C42B006	218	F030D22A033	218	F030D32A012	218	F030D42A000	412	F1110030-300
214	F030C42B012	218	F030D22B000	218	F030D32A018	218	F030D42A001	412	F1110030-310
214	F030C42B018	218	F030D22B001	218	F030D32A030	218	F030D42A006	412	F1110033

Page	Reference	Page	Reference	Page	Reference	Page	Reference	Page	Reference
412	F1110033-300	412	F1114006-300	413	F1117018-300	413	F1120033-300	414	F1142006-300.A
412	F1110033-310	412	F1114006-310	413	F1117018-310	413	F1120033-310	414	F1142006-310
412	F1111001	412	F1114012	413	F1117030	413	F1121001	414	F1142012
412	F1111001-300	412	F1114012-300	413	F1117030-300	413	F1121001-300	414	F1142012-300.A
412	F1111001-310	412	F1114012-310	413	F1117030-310	413	F1121001-310	414	F1142012-310
412	F1111006	412	F1114018	413	F1117033	413	F1121006	414	F1142018
412	F1111006-300	412	F1114018-300	413	F1117033-300	413	F1121006-300	414	F1142018-300.A
412	F1111006-310	412	F1114018-310	413	F1117033-310	413	F1121006-310	414	F1142018-310
412	F1111012	412	F1114030	413	F1118001	413	F1121012	414	F1142030
412	F1111012-300	412	F1114030-300	413	F1118001-300	413	F1121012-300	414	F1142030-300.A
412	F1111012-310	412	F1114030-310	413	F1118001-310	413	F1121012-310	414	F1142030-310
412	F1111018	412	F1114033	413	F1118006	413	F1121018	414	F1142033
412	F1111018-300	412	F1114033-300	413	F1118006-300	413	F1121018-300	414	F1142033-300.A
412	F1111018-310	412	F1114033-310	413	F1118006-310	413	F1121018-310	414	F1142033-310
412	F1111030	412	F1115001	413	F1118012	413	F1121030	414	F1143001
412	F1111030-300	412	F1115001-300	413	F1118012-300	413	F1121030-300	414	F1143001-300.A
412	F1111030-310	412	F1115001-310	413	F1118012-310	413	F1121030-310	414	F1143001-310
412	F1111033	412	F1115006	413	F1118018	413	F1121033	414	F1143006
412	F1111033-300	412	F1115006-300	413	F1118018-300	413	F1121033-300	414	F1143006-300.A
412	F1111033-310	412	F1115006-310	413	F1118018-310	413	F1121033-310	414	F1143006-310
412	F1112001	412	F1115012	413	F1118030	414	F1140001	414	F1143012
412	F1112001-300	412	F1115012-300	413	F1118030-300	414	F1140001-300.A	414	F1143012-300.A
412	F1112001-310	412	F1115012-310	413	F1118030-310	414	F1140001-310	414	F1143012-310
412	F1112006	412	F1115018	413	F1118033	414	F1140006	414	F1143018
412	F1112006-300	412	F1115018-300	413	F1118033-300	414	F1140006-300.A	414	F1143018-300.A
412	F1112006-310	412	F1115018-310	413	F1118033-310	414	F1140006-310	414	F1143018-310
412	F1112012	412	F1115030	413	F1119001	414	F1140012	414	F1143030
412	F1112012-300	412	F1115030-300	413	F1119001-300	414	F1140012-300.A	414	F1143030-300.A
412	F1112012-310	412	F1115030-310	413	F1119001-310	414	F1140012-310	414	F1143030-310
412	F1112018	412	F1115033	413	F1119006	414	F1140018	414	F1143033
412	F1112018-300	412	F1115033-300	413	F1119006-300	414	F1140018-300.A	414	F1143033-300.A
412	F1112018-310	412	F1115033-310	413	F1119006-310	414	F1140018-310	414	F1143033-310
412	F1112030	413	F1116001	413	F1119012	414	F1140030	414	F1144001
412	F1112030-300	413	F1116001-300	413	F1119012-300	414	F1140030-300.A	414	F1144001-300.A
412	F1112030-310	413	F1116001-310	413	F1119012-310	414	F1140030-310	414	F1144001-310
412	F1112033	413	F1116006	413	F1119018	414	F1140033	414	F1144006
412	F1112033-300	413	F1116006-300	413	F1119018-300	414	F1140033-300.A	414	F1144006-300.A
412	F1112033-310	413	F1116006-310	413	F1119018-310	414	F1140033-310	414	F1144006-310
412	F1113001	413	F1116012	413	F1119030	414	F1141001	414	F1144012
412	F1113001-300	413	F1116012-300	413	F1119030-300	414	F1141001-300.A	414	F1144012-300.A
412	F1113001-310	413	F1116012-310	413	F1119030-310	414	F1141001-310	414	F1144012-310
412	F1113006	413	F1116018	413	F1119033	414	F1141006	414	F1144018
412	F1113006-300	413	F1116018-300	413	F1119033-300	414	F1141006-300.A	414	F1144018-300.A
412	F1113006-310	413	F1116018-310	413	F1119033-310	414	F1141006-310	414	F1144018-310
412	F1113012	413	F1116030	413	F1120001	414	F1141012	414	F1144030
412	F1113012-300	413	F1116030-300	413	F1120001-300	414	F1141012-300.A	414	F1144030-300.A
412	F1113012-310	413	F1116030-310	413	F1120001-310	414	F1141012-310	414	F1144030-310
412	F1113018	413	F1116033	413	F1120006	414	F1141018	414	F1144033
412	F1113018-300	413	F1116033-300	413	F1120006-300	414	F1141018-300.A	414	F1144033-300.A
412	F1113018-310	413	F1116033-310	413	F1120006-310	414	F1141018-310	414	F1144033-310
412	F1113030	413	F1117001	413	F1120012	414	F1141030	414	F1145001
412	F1113030-300	413	F1117001-300	413	F1120012-300	414	F1141030-300.A	414	F1145001-300.A
412	F1113030-310	413	F1117001-310	413	F1120012-310	414	F1141030-310	414	F1145001-310
412	F1113033	413	F1117006	413	F1120018	414	F1141033	414	F1145006
412	F1113033-300	413	F1117006-300	413	F1120018-300	414	F1141033-300.A	414	F1145006-300.A
412	F1113033-310	413	F1117006-310	413	F1120018-310	414	F1141033-310	414	F1145006-310
412	F1114001	413	F1117012	413	F1120030	414	F1142001	414	F1145012
412	F1114001-300	413	F1117012-300	413	F1120030-300	414	F1142001-300.A	414	F1145012-300.A
412	F1114001-310	413	F1117012-310	413	F1120030-310	414	F1142001-310	414	F1145012-310
412	F1114006	413	F1117018	413	F1120033	414	F1142006	414	F1145018

Page	Reference	Page	Reference	Page	Reference	Page	Reference	Page	Reference
414	F1145018-300.A	415	F1148033-300.A	416	F1170006-300	416	F1173018-300	417	F1176033-300
414	F1145018-310	415	F1148033-310	416	F1170006-310	416	F1173018-310	417	F1176033-310
414	F1145030	415	F1149001	416	F1170012	416	F1173030	417	F1177001
414	F1145030-300.A	415	F1149001-300.A	416	F1170012-300	416	F1173030-300	417	F1177001-300
414	F1145030-310	415	F1149001-310	416	F1170012-310	416	F1173030-310	417	F1177001-310
414	F1145033	415	F1149006	416	F1170018	416	F1173033	417	F1177006
414	F1145033-300.A	415	F1149006-300.A	416	F1170018-300	416	F1173033-300	417	F1177006-300
414	F1145033-310	415	F1149006-310	416	F1170018-310	416	F1173033-310	417	F1177006-310
415	F1146001	415	F1149012	416	F1170030	416	F1174001	417	F1177012
415	F1146001-300.A	415	F1149012-300.A	416	F1170030-300	416	F1174001-300	417	F1177012-300
415	F1146001-310	415	F1149012-310	416	F1170030-310	416	F1174001-310	417	F1177012-310
415	F1146006	415	F1149018	416	F1170033	416	F1174006	417	F1177018
415	F1146006-300.A	415	F1149018-300.A	416	F1170033-300	416	F1174006-300	417	F1177018-300
415	F1146006-310	415	F1149018-310	416	F1170033-310	416	F1174006-310	417	F1177018-310
415	F1146012	415	F1149030	416	F1171001	416	F1174012	417	F1177030
415	F1146012-300.A	415	F1149030-300.A	416	F1171001-300	416	F1174012-300	417	F1177030-300
415	F1146012-310	415	F1149030-310	416	F1171001-310	416	F1174012-310	417	F1177030-310
415	F1146018	415	F1149033	416	F1171006	416	F1174018	417	F1177033
415	F1146018-300.A	415	F1149033-300.A	416	F1171006-300	416	F1174018-300	417	F1177033-300
415	F1146018-310	415	F1149033-310	416	F1171006-310	416	F1174018-310	417	F1177033-310
415	F1146030	415	F1150001	416	F1171012	416	F1174030	417	F1178001
415	F1146030-300.A	415	F1150001-300.A	416	F1171012-300	416	F1174030-300	417	F1178001-300
415	F1146030-310	415	F1150001-310	416	F1171012-310	416	F1174030-310	417	F1178001-310
415	F1146033	415	F1150006	416	F1171018	416	F1174033	417	F1178006
415	F1146033-300.A	415	F1150006-300.A	416	F1171018-300	416	F1174033-300	417	F1178006-300
415	F1146033-310	415	F1150006-310	416	F1171018-310	416	F1174033-310	417	F1178006-310
415	F1147001	415	F1150012	416	F1171030	416	F1175001	417	F1178012
415	F1147001-300.A	415	F1150012-300.A	416	F1171030-300	416	F1175001-300	417	F1178012-300
415	F1147001-310	415	F1150012-310	416	F1171030-310	416	F1175001-310	417	F1178012-310
415	F1147006	415	F1150018	416	F1171033	416	F1175006	417	F1178018
415	F1147006-300.A	415	F1150018-300.A	416	F1171033-300	416	F1175006-300	417	F1178018-300
415	F1147006-310	415	F1150018-310	416	F1171033-310	416	F1175006-310	417	F1178018-310
415	F1147012	415	F1150030	416	F1172001	416	F1175012	417	F1178030
415	F1147012-300.A	415	F1150030-300.A	416	F1172001-300	416	F1175012-300	417	F1178030-300
415	F1147012-310	415	F1150030-310	416	F1172001-310	416	F1175012-310	417	F1178030-310
415	F1147018	415	F1150033	416	F1172006	416	F1175018	417	F1178033
415	F1147018-300.A	415	F1150033-300.A	416	F1172006-300	416	F1175018-300	417	F1178033-300
415	F1147018-310	415	F1150033-310	416	F1172006-310	416	F1175018-310	417	F1178033-310
415	F1147030	415	F1151001	416	F1172012	416	F1175030	417	F1179001
415	F1147030-300.A	415	F1151001-300.A	416	F1172012-300	416	F1175030-300	417	F1179001-300
415	F1147030-310	415	F1151001-310	416	F1172012-310	416	F1175030-310	417	F1179001-310
415	F1147033	415	F1151006	416	F1172018	416	F1175033	417	F1179006
415	F1147033-300.A	415	F1151006-300.A	416	F1172018-300	416	F1175033-300	417	F1179006-300
415	F1147033-310	415	F1151006-310	416	F1172018-310	416	F1175033-310	417	F1179006-310
415	F1148001	415	F1151012	416	F1172030	417	F1176001	417	F1179012
415	F1148001-300.A	415	F1151012-300.A	416	F1172030-300	417	F1176001-300	417	F1179012-300
415	F1148001-310	415	F1151012-310	416	F1172030-310	417	F1176001-310	417	F1179012-310
415	F1148006	415	F1151018	416	F1172033	417	F1176006	417	F1179018
415	F1148006-300.A	415	F1151018-300.A	416	F1172033-300	417	F1176006-300	417	F1179018-300
415	F1148006-310	415	F1151018-310	416	F1172033-310	417	F1176006-310	417	F1179018-310
415	F1148012	415	F1151030	416	F1173001	417	F1176012	417	F1179030
415	F1148012-300.A	415	F1151030-300.A	416	F1173001-300	417	F1176012-300	417	F1179030-300
415	F1148012-310	415	F1151030-310	416	F1173001-310	417	F1176012-310	417	F1179030-310
415	F1148018	415	F1151033	416	F1173006	417	F1176018	417	F1179033
415	F1148018-300.A	415	F1151033-300.A	416	F1173006-300	417	F1176018-300	417	F1179033-300
415	F1148018-310	415	F1151033-310	416	F1173006-310	417	F1176018-310	417	F1179033-310
415	F1148030	416	F1170001	416	F1173012	417	F1176030	417	F1180001
415	F1148030-300.A	416	F1170001-300	416	F1173012-300	417	F1176030-300	417	F1180001-300
415	F1148030-310	416	F1170001-310	416	F1173012-310	417	F1176030-310	417	F1180001-310
415	F1148033	416	F1170006	416	F1173018	417	F1176033	417	F1180006

Page	Reference	Page	Reference	Page	Reference	Page	Reference	Page	Reference
417	F1180006-300	309	F1212006	310	F1231001-300	310	F1234012-300	310	F1237030-300
417	F1180006-310	309	F1212012	310	F1231001-310	310	F1234012-310	310	F1237030-310
417	F1180012	309	F1212018	310	F1231006	310	F1234018	310	F1237033
417	F1180012-300	309	F1212030	310	F1231006-300	310	F1234018-300	310	F1237033-300
417	F1180012-310	309	F1212033	310	F1231006-310	310	F1234018-310	310	F1237033-310
417	F1180018	309	F1213001	310	F1231012	310	F1234030	310	F1238001
417	F1180018-300	309	F1213006	310	F1231012-300	310	F1234030-300	310	F1238001-300
417	F1180018-310	309	F1213012	310	F1231012-310	310	F1234030-310	310	F1238001-310
417	F1180030	309	F1213018	310	F1231018	310	F1234033	310	F1238006
417	F1180030-300	309	F1213030	310	F1231018-300	310	F1234033-300	310	F1238006-300
417	F1180030-310	309	F1213033	310	F1231018-310	310	F1234033-310	310	F1238006-310
417	F1180033	309	F1214001	310	F1231030	310	F1235001	310	F1238012
417	F1180033-300	309	F1214006	310	F1231030-300	310	F1235001-300	310	F1238012-300
417	F1180033-310	309	F1214012	310	F1231030-310	310	F1235001-310	310	F1238012-310
417	F1181001	309	F1214018	310	F1231033	310	F1235006	310	F1238018
417	F1181001-300	309	F1214030	310	F1231033-300	310	F1235006-300	310	F1238018-300
417	F1181001-310	309	F1214033	310	F1231033-310	310	F1235006-310	310	F1238018-310
417	F1181006	309	F1215001	310	F1232001	310	F1235012	310	F1238030
417	F1181006-300	309	F1215006	310	F1232001-300	310	F1235012-300	310	F1238030-300
417	F1181006-310	309	F1215012	310	F1232001-310	310	F1235012-310	310	F1238030-310
417	F1181012	309	F1215018	310	F1232006	310	F1235018	310	F1238033
417	F1181012-300	309	F1215030	310	F1232006-300	310	F1235018-300	310	F1238033-300
417	F1181012-310	309	F1215033	310	F1232006-310	310	F1235018-310	310	F1238033-310
417	F1181018	309	F1216001	310	F1232012	310	F1235030	311	F1250001
417	F1181018-300	309	F1216006	310	F1232012-300	310	F1235030-300	311	F1250006
417	F1181018-310	309	F1216012	310	F1232012-310	310	F1235030-310	311	F1250012
417	F1181030	309	F1216018	310	F1232018	310	F1235033	311	F1250018
417	F1181030-300	309	F1216030	310	F1232018-300	310	F1235033-300	311	F1250030
417	F1181030-310	309	F1216033	310	F1232018-310	310	F1235033-310	311	F1250033
417	F1181033	309	F1217001	310	F1232030	310	F1236001	311	F1251001
417	F1181033-300	309	F1217006	310	F1232030-300	310	F1236001-300	311	F1251006
417	F1181033-310	309	F1217012	310	F1232030-310	310	F1236001-310	311	F1251012
558	F1203001	309	F1217018	310	F1232033	310	F1236006	311	F1251018
558	F1203006	309	F1217030	310	F1232033-300	310	F1236006-300	311	F1251030
558	F1203012	309	F1217033	310	F1232033-310	310	F1236006-310	311	F1251033
558	F1203018	309	F1218001	310	F1233001	310	F1236012	311	F1252001
558	F1203030	309	F1218006	310	F1233001-300	310	F1236012-300	311	F1252006
558	F1203033	309	F1218012	310	F1233001-310	310	F1236012-310	311	F1252012
558	F1204001	309	F1218018	310	F1233006	310	F1236018	311	F1252018
558	F1204006	309	F1218030	310	F1233006-300	310	F1236018-300	311	F1252030
558	F1204012	309	F1218033	310	F1233006-310	310	F1236018-310	311	F1252033
558	F1204018	310	F1230001	310	F1233012	310	F1236030	311	F1253001
558	F1204030	310	F1230001-300	310	F1233012-300	310	F1236030-300	311	F1253006
558	F1204033	310	F1230001-310	310	F1233012-310	310	F1236030-310	311	F1253012
313	F1207000	310	F1230006	310	F1233018	310	F1236033	311	F1253018
313	F1208000	310	F1230006-300	310	F1233018-300	310	F1236033-300	311	F1253030
308	F1209000	310	F1230006-310	310	F1233018-310	310	F1236033-310	311	F1253033
309	F1210001	310	F1230012	310	F1233030	310	F1237001	311	F1254001
309	F1210006	310	F1230012-300	310	F1233030-300	310	F1237001-300	311	F1254006
309	F1210012	310	F1230012-310	310	F1233030-310	310	F1237001-310	311	F1254012
309	F1210018	310	F1230018	310	F1233033	310	F1237006	311	F1254018
309	F1210030	310	F1230018-300	310	F1233033-300	310	F1237006-300	311	F1254030
309	F1210033	310	F1230018-310	310	F1233033-310	310	F1237006-310	311	F1254033
309	F1211001	310	F1230030	310	F1234001	310	F1237012	311	F1255001
309	F1211006	310	F1230030-300	310	F1234001-300	310	F1237012-300	311	F1255006
309	F1211012	310	F1230030-310	310	F1234001-310	310	F1237012-310	311	F1255012
309	F1211018	310	F1230033	310	F1234006	310	F1237018	311	F1255018
309	F1211030	310	F1230033-300	310	F1234006-300	310	F1237018-300	311	F1255030
309	F1211033	310	F1230033-310	310	F1234006-310	310	F1237018-310	311	F1255033
309	F1212001	310	F1231001	310	F1234012	310	F1237030	311	F1256001

Page	Reference	Page	Reference	Page	Reference	Page	Reference	Page	Reference
311	F1256006	312	F1272012-300	312	F1275030-300	402	F1310001	402	F1316000-300
311	F1256012	312	F1272012-310	312	F1275030-310	402	F1310006	402	F1316000-310
311	F1256018	312	F1272018	312	F1275033	402	F1310012	402	F1316001
311	F1256030	312	F1272018-300	312	F1275033-300	402	F1310018	402	F1316001-300
311	F1256033	312	F1272018-310	312	F1275033-310	402	F1310030	402	F1316001-310
311	F1257001	312	F1272030	312	F1276001	402	F1310033	402	F1316006
311	F1257006	312	F1272030-300	312	F1276001-300	402	F1310087	402	F1316006-300
311	F1257012	312	F1272030-310	312	F1276001-310	402	F1310089	402	F1316006-310
311	F1257018	312	F1272033	312	F1276006	402	F1310090	402	F1316012
311	F1257030	312	F1272033-300	312	F1276006-300	402	F1311000	402	F1316012-300
311	F1257033	312	F1272033-310	312	F1276006-310	402	F1311001	402	F1316012-310
311	F1258001	312	F1273001	312	F1276012	402	F1311006	402	F1316018
311	F1258006	312	F1273001-300	312	F1276012-300	402	F1311012	402	F1316018-300
311	F1258012	312	F1273001-310	312	F1276012-310	402	F1311018	402	F1316018-310
311	F1258018	312	F1273006	312	F1276018	402	F1311030	402	F1316030
311	F1258030	312	F1273006-300	312	F1276018-300	402	F1311033	402	F1316030-300
311	F1258033	312	F1273006-310	312	F1276018-310	402	F1311087	402	F1316030-310
312	F1270001	312	F1273012	312	F1276030	402	F1311089	402	F1316033
312	F1270001-300	312	F1273012-300	312	F1276030-300	402	F1311090	402	F1316033-300
312	F1270001-310	312	F1273012-310	312	F1276030-310	402	F1312000	402	F1316033-310
312	F1270006	312	F1273018	312	F1276033	402	F1312001	402	F1316087
312	F1270006-300	312	F1273018-300	312	F1276033-300	402	F1312006	402	F1316087-300
312	F1270006-310	312	F1273018-310	312	F1276033-310	402	F1312012	402	F1316087-310
312	F1270012	312	F1273030	312	F1277001	402	F1312018	402	F1316089
312	F1270012-300	312	F1273030-300	312	F1277001-300	402	F1312030	402	F1316089-300
312	F1270012-310	312	F1273030-310	312	F1277001-310	402	F1312033	402	F1316089-310
312	F1270018	312	F1273033	312	F1277006	402	F1312087	402	F1316090
312	F1270018-300	312	F1273033-300	312	F1277006-300	402	F1312089	402	F1316090-300
312	F1270018-310	312	F1273033-310	312	F1277006-310	402	F1312090	402	F1316090-310
312	F1270030	312	F1274001	312	F1277012	402	F1315000	402	F1317000
312	F1270030-300	312	F1274001-300	312	F1277012-300	402	F1315000-300	402	F1317000-300
312	F1270030-310	312	F1274001-310	312	F1277012-310	402	F1315000-310	402	F1317000-310
312	F1270033	312	F1274006	312	F1277018	402	F1315001	402	F1317001
312	F1270033-300	312	F1274006-300	312	F1277018-300	402	F1315001-300	402	F1317001-300
312	F1270033-310	312	F1274006-310	312	F1277018-310	402	F1315001-310	402	F1317001-310
312	F1271001	312	F1274012	312	F1277030	402	F1315006	402	F1317006
312	F1271001-300	312	F1274012-300	312	F1277030-300	402	F1315006-300	402	F1317006-300
312	F1271001-310	312	F1274012-310	312	F1277030-310	402	F1315006-310	402	F1317006-310
312	F1271006	312	F1274018	312	F1277033	402	F1315012	402	F1317012
312	F1271006-300	312	F1274018-300	312	F1277033-300	402	F1315012-300	402	F1317012-300
312	F1271006-310	312	F1274018-310	312	F1277033-310	402	F1315012-310	402	F1317012-310
312	F1271012	312	F1274030	312	F1278001	402	F1315018	402	F1317018
312	F1271012-300	312	F1274030-300	312	F1278001-300	402	F1315018-300	402	F1317018-300
312	F1271012-310	312	F1274030-310	312	F1278001-310	402	F1315018-310	402	F1317018-310
312	F1271018	312	F1274033	312	F1278006	402	F1315030	402	F1317030
312	F1271018-300	312	F1274033-300	312	F1278006-300	402	F1315030-300	402	F1317030-300
312	F1271018-310	312	F1274033-310	312	F1278006-310	402	F1315030-310	402	F1317030-310
312	F1271030	312	F1275001	312	F1278012	402	F1315033	402	F1317033
312	F1271030-300	312	F1275001-300	312	F1278012-300	402	F1315033-300	402	F1317033-300
312	F1271030-310	312	F1275001-310	312	F1278012-310	402	F1315033-310	402	F1317033-310
312	F1271033	312	F1275006	312	F1278018	402	F1315087	402	F1317087
312	F1271033-300	312	F1275006-300	312	F1278018-300	402	F1315087-300	402	F1317087-300
312	F1271033-310	312	F1275006-310	312	F1278018-310	402	F1315087-310	402	F1317087-310
312	F1272001	312	F1275012	312	F1278030	402	F1315089	402	F1317089
312	F1272001-300	312	F1275012-300	312	F1278030-300	402	F1315089-300	402	F1317089-300
312	F1272001-310	312	F1275012-310	312	F1278030-310	402	F1315089-310	402	F1317089-310
312	F1272006	312	F1275018	312	F1278033	402	F1315090	402	F1317090
312	F1272006-300	312	F1275018-300	312	F1278033-300	402	F1315090-300	402	F1317090-300
312	F1272006-310	312	F1275018-310	312	F1278033-310	402	F1315090-310	402	F1317090-310
312	F1272012	312	F1275030	402	F1310000	402	F1316000	403	F1318000

Page	Reference	Page	Reference	Page	Reference	Page	Reference	Page	Reference
308	F1330089.A	394	F4353001	395	F4356012	466	F4571056.A	465	F4581056-300.A
308	F1331089.A	394	F4353001-300	395	F4356012-300	466	F4571065.A	465	F4581056-310.A
308	F1332089.A	394	F4353001-310	395	F4356012-310	466	F4572045.A	465	F4581056.A
456	F2250001	394	F4353006	395	F4356018	466	F4572048.A	465	F4581065-300.A
456	F2250006	394	F4353006-300	395	F4356018-300	466	F4572056.A	465	F4581065-310.A
456	F2250012	394	F4353006-310	395	F4356018-310	466	F4572065.A	465	F4581065.A
456	F2250018	394	F4353012	395	F4356030	466	F4573045	465	F4582045
456	F2250030	394	F4353012-300	395	F4356030-300	466	F4573048	465	F4582045-300
456	F2250033	394	F4353012-310	395	F4356030-310	466	F4573056	465	F4582045-310
456	F2251001	394	F4353018	395	F4356033	466	F4573065	465	F4582048
456	F2251006	394	F4353018-300	395	F4356033-300	466	F4574045	465	F4582048-300
456	F2251012	394	F4353018-310	395	F4356033-310	466	F4574048	465	F4582048-310
456	F2251018	394	F4353030	395	F4357001	466	F4574056	465	F4582056
456	F2251030	394	F4353030-300	395	F4357001-300	466	F4574065	465	F4582056-300
456	F2251033	394	F4353030-310	395	F4357001-310	466	F4575045	465	F4582056-310
456	F2252001	394	F4353033	395	F4357006	466	F4575048	465	F4582065
456	F2252006	394	F4353033-300	395	F4357006-300	466	F4575056	465	F4582065-300
456	F2252012	394	F4353033-310	395	F4357006-310	466	F4575065	465	F4582065-310
456	F2252018	394	F4354001	395	F4357012	466	F4576045	465	F4583045
456	F2252030	394	F4354001-300	395	F4357012-300	466	F4576048	465	F4583045-300
456	F2252033	394	F4354001-310	395	F4357012-310	466	F4576056	465	F4583045-310
456	F2260001	394	F4354006	395	F4357018	466	F4576065	465	F4583048
456	F2260006	394	F4354006-300	395	F4357018-300	466	F4577045	465	F4583048-300
456	F2260012	394	F4354006-310	395	F4357018-310	466	F4577048	465	F4583048-310
456	F2260018	394	F4354012	395	F4357030	466	F4577056	465	F4583056
456	F2260030	394	F4354012-300	395	F4357030-300	466	F4577065	465	F4583056-300
456	F2260033	394	F4354012-310	395	F4357030-310	466	F4578045	465	F4583056-310
456	F2261001	394	F4354018	395	F4357033	466	F4578048	465	F4583065
456	F2261006	394	F4354018-300	395	F4357033-300	466	F4578056	465	F4583065-300
456	F2261012	394	F4354018-310	395	F4357033-310	466	F4578065	465	F4583065-310
456	F2261018	394	F4354030	395	F4358001	465	F4579045-300.A	465	F4584045
456	F2261030	394	F4354030-300	395	F4358001-300	465	F4579045-310.A	465	F4584045-300
456	F2261033	394	F4354030-310	395	F4358001-310	465	F4579045.A	465	F4584045-310
456	F2262001	394	F4354033	395	F4358006	465	F4579048-300.A	465	F4584048
456	F2262006	394	F4354033-300	395	F4358006-300	465	F4579048-310.A	465	F4584048-300
456	F2262012	394	F4354033-310	395	F4358006-310	465	F4579048.A	465	F4584048-310
456	F2262018	394	F4355001	395	F4358012	465	F4579056-300.A	465	F4584056
456	F2262030	394	F4355001-300	395	F4358012-300	465	F4579056-310.A	465	F4584056-300
456	F2262033	394	F4355001-310	395	F4358012-310	465	F4579056.A	465	F4584056-310
395	F4301000	394	F4355006	395	F4358018	465	F4579065-300.A	465	F4584065
395	F4302000	394	F4355006-300	395	F4358018-300	465	F4579065-310.A	465	F4584065-300
395	F4303000	394	F4355006-310	395	F4358018-310	465	F4579065.A	465	F4584065-310
394	F4350001	394	F4355012	395	F4358030	465	F4580045-300.A	465	F4585045
394	F4350006	394	F4355012-300	395	F4358030-300	465	F4580045-310.A	465	F4585045-300
394	F4350012	394	F4355012-310	395	F4358030-310	465	F4580045.A	465	F4585045-310
394	F4350018	394	F4355018	395	F4358033	465	F4580048-300.A	465	F4585048
394	F4350030	394	F4355018-300	395	F4358033-300	465	F4580048-310.A	465	F4585048-300
394	F4350033	394	F4355018-310	395	F4358033-310	465	F4580048.A	465	F4585048-310
394	F4351001	394	F4355030	467	F4555000	465	F4580056-300.A	465	F4585056
394	F4351006	394	F4355030-300	467	F4556000	465	F4580056-310.A	465	F4585056-300
394	F4351012	394	F4355030-310	467	F4557000	465	F4580056.A	465	F4585056-310
394	F4351018	394	F4355033	467	F4558000	465	F4580065-300.A	465	F4585065
394	F4351030	394	F4355033-300	467	F4559000	465	F4580065-310.A	465	F4585065-300
394	F4351033	394	F4355033-310	467	F4560000	465	F4580065.A	465	F4585065-310
394	F4352001	395	F4356001	466	F4570045.A	465	F4581045-300.A	465	F4586045
394	F4352006	395	F4356001-300	466	F4570048.A	465	F4581045-310.A	465	F4586045-300
394	F4352012	395	F4356001-310	466	F4570056.A	465	F4581045.A	465	F4586045-310
394	F4352018	395	F4356006	466	F4570065.A	465	F4581048-300.A	465	F4586048
394	F4352030	395	F4356006-300	466	F4571045.A	465	F4581048-310.A	465	F4586048-300
394	F4352033	395	F4356006-310	466	F4571048.A	465	F4581048.A	465	F4586048-310

Page	Reference	Page	Reference	Page	Reference	Page	Reference	Page	Reference
465	F4586056	464	F4591056	464	F4596056	437	F990B21A000	521	FA10018240
465	F4586056-300	464	F4591056-300	464	F4596056-300	529	F990B22A000	525	FA10018241
465	F4586056-310	464	F4591056-310	464	F4596056-310	323	F990B23AZ00	734	FA100501
465	F4586065	464	F4591065	464	F4596065	52	F990C00A000	734	FA100506
465	F4586065-300	464	F4591065-300	464	F4596065-300	52	F990C010000	734	FA100512
465	F4586065-310	464	F4591065-310	464	F4596065-310	53	F990C030000	734	FA100518
465	F4587045	464	F4592045	467	F4597000	376	F990C040000	734	FA100530
465	F4587045-300	464	F4592045-300	467	F4598000	288	F990C050000	734	FA100533
465	F4587045-310	464	F4592045-310	467	F4599000	53	F990C080000	734	FA100901
465	F4587048	464	F4592048	384	F5960044	52	F990C100000	734	FA100906
465	F4587048-300	464	F4592048-300	384	F5960047	52	F990C110000	734	FA100912
465	F4587048-310	464	F4592048-310	384	F5960055	670	F990E00A000	734	FA100918
465	F4587056	464	F4592056	384	F5960066	135	F990G300000	734	FA100930
465	F4587056-300	464	F4592056-300	384	F5961044	322	F990H010000	734	FA100933
465	F4587056-310	464	F4592056-310	384	F5961047	522	FA10017412	527	FA101
465	F4587065	464	F4592065	384	F5961055	523	FA100174122	527	FA102
465	F4587065-300	464	F4592065-300	384	F5961066	527	FA100174125	629	FA1022290001
465	F4587065-310	464	F4592065-310	385	F5962000	526	FA100174132	629	FA1022290006
464	F4588045-300.A	464	F4593045	384	F5970044	522	FA10017440	629	FA1022290012
464	F4588045-310.A	464	F4593045-300	384	F5970047	526	FA10017441	629	FA1022290018
464	F4588045.A	464	F4593045-310	384	F5970055	520	FA100176118	629	FA1022290030
464	F4588048-300.A	464	F4593048	384	F5970066	520	FA10017612	629	FA1022290033
464	F4588048-310.A	464	F4593048-300	384	F5971044	524	FA100176124	629	FA102950001
464	F4588048.A	464	F4593048-310	384	F5971047	524	FA100176133	629	FA102950006
464	F4588056-300.A	464	F4593056	384	F5971055	520	FA10017640	629	FA102950012
464	F4588056-310.A	464	F4593056-300	384	F5971066	524	FA10017641	629	FA102950018
464	F4588056.A	464	F4593056-310	384	F5980044	520	FA100177118	629	FA102950030
464	F4588065-300.A	464	F4593065	384	F5980047	520	FA10017712	629	FA102950033
464	F4588065-310.A	464	F4593065-300	384	F5980055	524	FA100177124	629	FA102960001
464	F4588065.A	464	F4593065-310	384	F5980066	524	FA100177133	629	FA102960006
464	F4589045-300.A	464	F4594045	384	F5981044	520	FA10017740	629	FA102960012
464	F4589045-310.A	464	F4594045-300	384	F5981047	524	FA10017741	629	FA102960018
464	F4589045.A	464	F4594045-310	384	F5981055	521	FA10017912	629	FA102960030
464	F4589048-300.A	464	F4594048	384	F5981066	522	FA100179122	629	FA102960033
464	F4589048-310.A	464	F4594048-300	271	F6268022	526	FA100179125	366	FA1041040090
464	F4589048.A	464	F4594048-310	271	F6268041	525	FA100179130	366	FA1041060090
464	F4589056-300.A	464	F4594056	271	F6367022	525	FA100179132	366	FA1041970090
464	F4589056-310.A	464	F4594056-300	271	F6367041	521	FA10017930	703	FA1051070001
464	F4589056.A	464	F4594056-310	270	F6468022	521	FA10017940	703	FA1051070006
464	F4589065-300.A	464	F4594065	270	F6468041	525	FA10017941	703	FA1051070012
464	F4589065-310.A	464	F4594065-300	270	F6469022	521	FA10018012	703	FA1051070018
464	F4589065.A	464	F4594065-310	270	F6469041	522	FA100180122	703	FA1051070030
464	F4590045-300.A	464	F4595045	288	F990B00A000	526	FA100180125	703	FA1051070033
464	F4590045-310.A	464	F4595045-300	288	F990B01A000	525	FA100180130	703	FA1051070070
464	F4590045.A	464	F4595045-310	288	F990B02A000	525	FA100180132	703	FA1051071101
464	F4590048-300.A	464	F4595048	288	F990B03A000	521	FA10018030	703	FA1051071106
464	F4590048-310.A	464	F4595048-300	288	F990B04A000	521	FA10018040	703	FA1051071112
464	F4590048.A	464	F4595048-310	288	F990B05A000	525	FA10018041	703	FA1051071118
464	F4590056-300.A	464	F4595056	559	F990B07A000	520	FA100181118	703	FA1051071130
464	F4590056-310.A	464	F4595056-300	558	F990B08A000	520	FA10018112	703	FA1051071133
464	F4590056.A	464	F4595056-310	559	F990B09A000	524	FA100181124	703	FA1051071170
464	F4590065-300.A	464	F4595065	529	F990B10A000	524	FA100181133	703	FA1051071201
464	F4590065-310.A	464	F4595065-300	529	F990B11A000	520	FA10018140	703	FA1051071206
464	F4590065.A	464	F4595065-310	529	F990B12A000	524	FA10018141	703	FA1051071212
464	F4591045	464	F4596045	529	F990B13A000	521	FA10018212	703	FA1051071218
464	F4591045-300	464	F4596045-300	559	F990B14A000	522	FA100182122	703	FA1051071230
464	F4591045-310	464	F4596045-310	558	F990B15A000	526	FA100182125	703	FA1051071233
464	F4591048	464	F4596048	288	F990B16A000	525	FA100182130	703	FA1051071270
464	F4591048-300	464	F4596048-300	288	F990B17A000	525	FA100182132	703	FA1051072001
464	F4591048-310	464	F4596048-310	288	F990B18A000	521	FA10018230	703	FA1051072006

Page	Reference	Page	Reference	Page	Reference	Page	Reference	Page	Reference
703	FA1051072012	700	FA1051711270.A	703	FA1051901130	705	FA1052540070	702	FA105561101
703	FA1051072018	720	FA10517114357.A	703	FA1051901133	705	FA1052541201	702	FA105561106
703	FA1051072030	720	FA10517114557.A	703	FA1051901170	705	FA1052541206	702	FA105561112
703	FA1051072033	702	FA1051720001	703	FA1051901201	705	FA1052541212	702	FA105561118
703	FA1051072070	702	FA1051720006	703	FA1051901206	705	FA1052541218	702	FA105561130
703	FA1051072101	702	FA1051720012	703	FA1051901212	705	FA1052541230	702	FA105561133
703	FA1051072106	702	FA1051720018	703	FA1051901218	705	FA1052541233	702	FA105561170
703	FA1051072112	702	FA1051720030	703	FA1051901230	705	FA1052541270	702	FA105561201
703	FA1051072118	702	FA1051720033	703	FA1051901233	705	FA1052550001	702	FA105561206
703	FA1051072130	702	FA1051720070	703	FA1051901270	705	FA1052550006	702	FA105561212
703	FA1051072133	702	FA1051721101	722	FA10521114557	705	FA1052550012	702	FA105561218
703	FA1051072170	702	FA1051721106	722	FA10521114757	705	FA1052550018	702	FA105561230
703	FA1051072201	702	FA1051721112	706	FA1052510001	705	FA1052550030	702	FA105561233
703	FA1051072206	702	FA1051721118	706	FA1052510006	705	FA1052550033	702	FA105561270
703	FA1051072212	702	FA1051721130	706	FA1052510012	705	FA1052550070	702	FA105562001
703	FA1051072218	702	FA1051721133	706	FA1052510018	705	FA1052551201	702	FA105562006
703	FA1051072230	702	FA1051721170	706	FA1052510030	705	FA1052551206	702	FA105562012
703	FA1051072233	702	FA1051721201	706	FA1052510033	705	FA1052551212	702	FA105562018
703	FA1051072270	702	FA1051721206	706	FA1052510070	705	FA1052551218	702	FA105562030
700	FA1051440001.A	702	FA1051721212	706	FA1052511201	705	FA1052551230	702	FA105562033
700	FA1051440006.A	702	FA1051721218	706	FA1052511206	705	FA1052551233	702	FA105562070
700	FA1051440012.A	702	FA1051721230	706	FA1052511212	705	FA1052551270	702	FA105562101
700	FA1051440018.A	702	FA1051721233	706	FA1052511218	705	FA1052552001	702	FA105562106
700	FA1051440030.A	702	FA1051721270	706	FA1052511230	705	FA1052552006	702	FA105562112
700	FA1051440033.A	721	FA10517214457	706	FA1052511233	705	FA1052552012	702	FA105562118
700	FA1051440070.A	721	FA10517214657	706	FA1052511270	705	FA1052552018	702	FA105562130
700	FA1051441201.A	701	FA1051730001.A	706	FA1052520001	705	FA1052552030	702	FA105562133
700	FA1051441206.A	701	FA1051730006.A	706	FA1052520006	705	FA1052552033	702	FA105562170
700	FA1051441212.A	701	FA1051730012.A	706	FA1052520012	705	FA1052552070	702	FA105562201
700	FA1051441218.A	701	FA1051730018.A	706	FA1052520018	705	FA1052552201	702	FA105562206
700	FA1051441230.A	701	FA1051730030.A	706	FA1052520030	705	FA1052552206	702	FA105562212
700	FA1051441233.A	701	FA1051730033.A	706	FA1052520033	705	FA1052552212	702	FA105562218
700	FA1051441270.A	701	FA1051730070.A	706	FA1052520070	705	FA1052552218	702	FA105562230
700	FA1051442001.A	720	FA10517314357.A	706	FA1052521201	705	FA1052552230	702	FA105562233
700	FA1051442006.A	704	FA1051740001	706	FA1052521206	705	FA1052552233	702	FA105562270
700	FA1051442012.A	704	FA1051740006	706	FA1052521212	705	FA1052552270	446	FA1071164301
700	FA1051442018.A	704	FA1051740012	706	FA1052521218	707	FA1052560001	446	FA1071164306
700	FA1051442030.A	704	FA1051740018	706	FA1052521230	707	FA1052560006	446	FA1071164312
700	FA1051442033.A	704	FA1051740030	706	FA1052521233	707	FA1052560012	446	FA1071164318
700	FA1051442070.A	704	FA1051740033	706	FA1052521270	707	FA1052560018	446	FA1071164330
700	FA1051442201.A	704	FA1051740070	706	FA1052522001	707	FA1052560030	446	FA1071164333
700	FA1051442206.A	704	FA1051741201	706	FA1052522006	707	FA1052560033	446	FA1071165001
700	FA1051442212.A	704	FA1051741206	706	FA1052522012	707	FA1052560070	446	FA1071165006
700	FA1051442218.A	704	FA1051741212	706	FA1052522018	707	FA1052561201	446	FA1071165012
700	FA1051442230.A	704	FA1051741218	706	FA1052522030	707	FA1052561206	446	FA1071165018
700	FA1051442233.A	704	FA1051741230	706	FA1052522033	707	FA1052561212	446	FA1071165030
700	FA1051442270.A	704	FA1051741233	706	FA1052522070	707	FA1052561218	446	FA1071165033
700	FA1051710001.A	704	FA1051741270	706	FA1052522201	707	FA1052561230	447	FA1071194401
700	FA1051710006.A	721	FA10517414457	706	FA1052522206	707	FA1052561233	447	FA1071194406
700	FA1051710012.A	703	FA1051900001	706	FA1052522212	707	FA1052561270	447	FA1071194412
700	FA1051710018.A	703	FA1051900006	706	FA1052522218	723	FA10525614557	447	FA1071194418
700	FA1051710030.A	703	FA1051900012	706	FA1052522230	722	FA10526614557	447	FA1071194430
700	FA1051710033.A	703	FA1051900018	706	FA1052522233	722	FA10526614757	447	FA1071194433
700	FA1051710070.A	703	FA1051900030	706	FA1052522270	702	FA105560001	447	FA1071195101
700	FA1051711201.A	703	FA1051900033	705	FA1052540001	702	FA105560006	447	FA1071195106
700	FA1051711206.A	703	FA1051900070	705	FA1052540006	702	FA105560012	447	FA1071195112
700	FA1051711212.A	703	FA1051901101	705	FA1052540012	702	FA105560018	447	FA1071195118
700	FA1051711218.A	703	FA1051901106	705	FA1052540018	702	FA105560030	447	FA1071195130
700	FA1051711230.A	703	FA1051901112	705	FA1052540030	702	FA105560033	447	FA1071195133
700	FA1051711233.A	703	FA1051901118	705	FA1052540033	702	FA105560070	447	FA1071225301

Page	Reference	Page	Reference	Page	Reference	Page	Reference	Page	Reference
447	FA1071225306	447	FA1072725306	741	FA11506	652	FA116284218	653	FA11726914633
447	FA1071225312	447	FA1072725312	741	FA11533	652	FA116284230	653	FA11726914701
447	FA1071225318	447	FA1072725318	135	FA116	652	FA116284233	653	FA11726914706
447	FA1071225330	447	FA1072725330	652	FA11617211301	652	FA1165611301	653	FA11726914712
447	FA1071225333	447	FA1072725333	652	FA11617211306	652	FA1165611306	653	FA11726914718
446	FA1072304301	446	FA1072764301	652	FA11617211312	652	FA1165611312	653	FA11726914730
446	FA1072304306	446	FA1072764306	652	FA11617211318	652	FA1165611318	653	FA11726914733
446	FA1072304312	446	FA1072764312	652	FA11617211330	652	FA1165611330	653	FA11726914801
446	FA1072304318	446	FA1072764318	652	FA11617211333	652	FA1165611333	653	FA11726914806
446	FA1072304330	446	FA1072764330	651	FA1161721201	651	FA116561201	653	FA11726914812
446	FA1072304333	446	FA1072764333	651	FA1161721206	651	FA116561206	653	FA11726914818
446	FA1072305001	446	FA1072765001	651	FA1161721212	651	FA116561212	653	FA11726914830
446	FA1072305006	446	FA1072765006	651	FA1161721218	651	FA116561218	653	FA11726914833
446	FA1072305012	446	FA1072765012	651	FA1161721230	651	FA116561230	653	FA11726914901
446	FA1072305018	446	FA1072765018	651	FA1161721233	651	FA116561233	653	FA11726914906
446	FA1072305030	446	FA1072765030	651	FA1161722101	651	FA116562101	653	FA11726914912
446	FA1072305033	446	FA1072765033	651	FA1161722106	651	FA116562106	653	FA11726914918
447	FA1072314401	447	FA1072794401	651	FA1161722112	651	FA116562112	653	FA11726914930
447	FA1072314406	447	FA1072794406	651	FA1161722118	651	FA116562118	653	FA11726914933
447	FA1072314412	447	FA1072794412	651	FA1161722130	651	FA116562130	653	FA11727914601
447	FA1072314418	447	FA1072794418	651	FA1161722133	651	FA116562133	653	FA11727914606
447	FA1072314430	447	FA1072794430	652	FA1161724201	652	FA116564201	653	FA11727914612
447	FA1072314433	447	FA1072794433	652	FA1161724206	652	FA116564206	653	FA11727914618
447	FA1072315101	447	FA1072795101	652	FA1161724212	652	FA116564212	653	FA11727914630
447	FA1072315106	447	FA1072795106	652	FA1161724218	652	FA116564218	653	FA11727914633
447	FA1072315112	447	FA1072795112	652	FA1161724230	652	FA116564230	653	FA11727914701
447	FA1072315118	447	FA1072795118	652	FA1161724233	652	FA116564233	653	FA11727914706
447	FA1072315130	447	FA1072795130	652	FA1162711301	734	FA11701	653	FA11727914712
447	FA1072315133	447	FA1072795133	652	FA1162711306	734	FA11706	653	FA11727914718
447	FA1072315301	448	FA107924501	652	FA1162711312	734	FA11712	653	FA11727914730
447	FA1072315306	448	FA107924506	652	FA1162711318	734	FA11718	653	FA11727914733
447	FA1072315312	448	FA107924512	652	FA1162711330	653	FA11726814601	653	FA11727914801
447	FA1072315318	448	FA107924518	652	FA1162711333	653	FA11726814606	653	FA11727914806
447	FA1072315330	448	FA107924530	651	FA116271201	653	FA11726814612	653	FA11727914812
447	FA1072315333	448	FA107924533	651	FA116271206	653	FA11726814618	653	FA11727914818
448	FA1072324501	448	FA107925201	651	FA116271212	653	FA11726814630	653	FA11727914830
448	FA1072324506	448	FA107925206	651	FA116271218	653	FA11726814633	653	FA11727914833
448	FA1072324512	448	FA107925212	651	FA116271230	653	FA11726814701	653	FA11727914901
448	FA1072324518	448	FA107925218	651	FA116271233	653	FA11726814706	653	FA11727914906
448	FA1072324530	448	FA107925230	651	FA116272101	653	FA11726814712	653	FA11727914912
448	FA1072324533	448	FA107925233	651	FA116272106	653	FA11726814718	653	FA11727914918
448	FA1072325201	367	FA109	651	FA116272112	653	FA11726814730	653	FA11727914930
448	FA1072325206	734	FA110501	651	FA116272118	653	FA11726814733	653	FA11727914933
448	FA1072325212	734	FA110506	651	FA116272130	653	FA11726814801	734	FA11730
448	FA1072325218	734	FA110512	651	FA116272133	653	FA11726814806	734	FA11733
448	FA1072325230	734	FA110518	652	FA116274201	653	FA11726814812	654	FA11827115001
448	FA1072325233	734	FA110530	652	FA116274206	653	FA11726814818	654	FA11827115006
448	FA1072724701	734	FA110533	652	FA116274212	653	FA11726814830	654	FA11827115012
448	FA1072724706	734	FA110901	652	FA116274218	653	FA11726814833	654	FA11827115018
448	FA1072724712	734	FA110906	652	FA116274230	653	FA11726814901	654	FA11827115030
448	FA1072724718	734	FA110912	652	FA116274233	653	FA11726814906	654	FA11827115033
448	FA1072724730	734	FA110918	651	FA116282101	653	FA11726814912	654	FA11827115101
448	FA1072724733	734	FA110930	651	FA116282106	653	FA11726814918	654	FA11827115106
448	FA1072724901	734	FA110933	651	FA116282112	653	FA11726814930	654	FA11827115112
448	FA1072724906	741	FA11206	651	FA116282118	653	FA11726814933	654	FA11827115118
448	FA1072724912	741	FA11233	651	FA116282130	653	FA11726914601	654	FA11827115130
448	FA1072724918	741	FA11306	651	FA116282133	653	FA11726914606	654	FA11827115133
448	FA1072724930	741	FA11333	652	FA116284201	653	FA11726914612	654	FA11827115201
448	FA1072724933	741	FA11406	652	FA116284206	653	FA11726914618	654	FA11827115206
447	FA1072725301	741	FA11433	652	FA116284212	653	FA11726914630	654	FA11827115212

Page	Reference	Page	Reference	Page	Reference	Page	Reference	Page	Reference
654	FA11827115218	376	FA139	733	FA162241312	358	FA185.A	135	FA24906
654	FA11827115230	537	FA148	733	FA162241318	504	FA192	135	FA24933
654	FA11827115233	536	FA151	733	FA162241330	504	FA193	135	FA25006
654	FA11827115301	536	FA152	733	FA162241333	504	FA194	135	FA25033
654	FA11827115306	536	FA153	757	FA16230	504	FA195	135	FA25106
654	FA11827115312	755	FA15701	757	FA16233	670	FA196	135	FA25133
654	FA11827115318	755	FA15706	732	FA162801301	670	FA197	690	FA26130
654	FA11827115330	755	FA15712	732	FA162801306	670	FA198	690	FA26230
654	FA11827115333	755	FA15718	732	FA162801312	670	FA199	690	FA26330
654	FA11827215001	755	FA15730	732	FA162801318	691	FA203	679	FA264
654	FA11827215006	755	FA15733	732	FA162801330	690	FA20530	679	FA266
654	FA11827215012	755	FA15801	732	FA162801333	690	FA20630	679	FA268
654	FA11827215018	755	FA15806	732	FA162801401	690	FA20730	135	FA414006
654	FA11827215030	755	FA15812	732	FA162801406	690	FA20830	135	FA414033
654	FA11827215033	755	FA15818	732	FA162801412	690	FA20930	135	FA414506
654	FA11827215101	755	FA15830	732	FA162801418	358	FA21	135	FA414533
654	FA11827215106	755	FA15833	732	FA162801430	690	FA21030	135	FA415006
654	FA11827215112	630	FA160	732	FA162801433	690	FA21130	135	FA415033
654	FA11827215118	757	FA16101	732	FA162811301	690	FA21230	135	FA415506
654	FA11827215130	733	FA161011201	732	FA162811306	690	FA21330	135	FA415533
654	FA11827215133	733	FA161011206	732	FA162811312	709	FA218	481	FA50
654	FA11827215201	733	FA161011212	732	FA162811318	505	FA219	375	FA50300201
654	FA11827215206	733	FA161011218	732	FA162811330	505	FA220	375	FA50300206
654	FA11827215212	733	FA161011230	732	FA162811333	737	FA22106	375	FA50300212
654	FA11827215218	733	FA161011233	732	FA162811401	737	FA22133	375	FA50300218
654	FA11827215230	733	FA161011301	732	FA162811406	737	FA22206	375	FA50300230
654	FA11827215233	733	FA161011306	732	FA162811412	737	FA22233	375	FA50300233
654	FA11827215301	733	FA161011312	732	FA162811418	737	FA22306	375	FA50300401
654	FA11827215306	733	FA161011318	732	FA162811430	737	FA22333	375	FA50300406
654	FA11827215312	733	FA161011330	732	FA162811433	737	FA22406	375	FA50300412
654	FA11827215318	733	FA161011333	732	FA162812301	737	FA22433	375	FA50300418
654	FA11827215330	733	FA161012201	732	FA162812306	736	FA22506	375	FA50300430
654	FA11827215333	733	FA161012206	732	FA162812312	736	FA22533	375	FA50300433
654	FA11828215001	733	FA161012212	732	FA162812318	736	FA22606	374	FA50300601
654	FA11828215006	733	FA161012218	732	FA162812330	736	FA22633	374	FA50300606
654	FA11828215012	733	FA161012230	732	FA162812333	736	FA22706	374	FA50300612
654	FA11828215018	733	FA161012233	732	FA162812401	736	FA22733	374	FA50300618
654	FA11828215030	733	FA161012301	732	FA162812406	736	FA22806	374	FA50300630
654	FA11828215033	733	FA161012306	732	FA162812412	736	FA22833	374	FA50300633
654	FA11828215101	733	FA161012312	732	FA162812418	737	FA22906	374	FA50300801
654	FA11828215106	733	FA161012318	732	FA162812430	737	FA22933	374	FA50300806
654	FA11828215112	733	FA161012330	732	FA162812433	737	FA23006	374	FA50300812
654	FA11828215118	733	FA161012333	598	FA172	737	FA23033	374	FA50300818
654	FA11828215130	757	FA16106	598	FA173	737	FA23106	374	FA50300830
654	FA11828215133	757	FA16112	598	FA174	737	FA23133	374	FA50300833
654	FA11828215201	757	FA16118	757	FA17701	737	FA23206	375	FA50300901
654	FA11828215206	757	FA16130	757	FA17706	737	FA23233	375	FA50300906
654	FA11828215212	757	FA16133	757	FA17712	719	FA235	375	FA50300912
654	FA11828215218	757	FA16201	757	FA17718	709	FA238.A	375	FA50300918
654	FA11828215230	757	FA16206	757	FA17730	709	FA239.A	375	FA50300930
654	FA11828215233	757	FA16212	757	FA17733	736	FA243	375	FA50300933
654	FA11828215301	757	FA16218	757	FA17801	630	FA24501	375	FA50301001
654	FA11828215306	733	FA162241201	757	FA17806	630	FA24506	375	FA50301006
654	FA11828215312	733	FA162241206	757	FA17812	630	FA24512	375	FA50301012
654	FA11828215318	733	FA162241212	757	FA17818	630	FA24518	375	FA50301018
654	FA11828215330	733	FA162241218	757	FA17830	630	FA24530	375	FA50301030
654	FA11828215333	733	FA162241230	757	FA17833	630	FA24533	375	FA50301033
708	FA129	733	FA162241233	757	FA182	630	FA247	374	FA50301101
708	FA135	733	FA162241301	536	FA183	135	FA24806	374	FA50301106
427	FA136	733	FA162241306	708	FA184	135	FA24833	374	FA50301112

Page	Reference	Page	Reference	Page	Reference	Page	Reference	Page	Reference
374	FA50301118	431	FA50701318	433	FA50710518	428	FA50800218	429	FA50803318
374	FA50301130	431	FA50701330	433	FA50710530	428	FA50800230	429	FA50803330
374	FA50301133	431	FA50701333	433	FA50710533	428	FA50800233	429	FA50803333
374	FA50301201	431	FA50701501	433	FA50711201	428	FA50800301	429	FA50803501
374	FA50301206	431	FA50701506	433	FA50711206	428	FA50800306	429	FA50803506
374	FA50301212	431	FA50701512	433	FA50711212	428	FA50800312	429	FA50803512
374	FA50301218	431	FA50701518	433	FA50711218	428	FA50800318	429	FA50803518
374	FA50301230	431	FA50701530	433	FA50711230	428	FA50800330	429	FA50803530
374	FA50301233	431	FA50701533	433	FA50711233	428	FA50800333	429	FA50803533
375	FA50320201	432	FA50702201	433	FA50711301	428	FA50800501	424	FA50900201
375	FA50320206	432	FA50702206	433	FA50711306	428	FA50800506	424	FA50900206
375	FA50320212	432	FA50702212	433	FA50711312	428	FA50800512	424	FA50900212
375	FA50320218	432	FA50702218	433	FA50711318	428	FA50800518	424	FA50900218
375	FA50320230	432	FA50702230	433	FA50711330	428	FA50800530	424	FA50900230
375	FA50320233	432	FA50702233	433	FA50711333	428	FA50800533	424	FA50900233
375	FA50320401	432	FA50702301	433	FA50711501	428	FA50801201	424	FA50900301
375	FA50320406	432	FA50702306	433	FA50711506	428	FA50801206	424	FA50900306
375	FA50320412	432	FA50702312	433	FA50711512	428	FA50801212	424	FA50900312
375	FA50320418	432	FA50702318	433	FA50711518	428	FA50801218	424	FA50900318
375	FA50320430	432	FA50702330	433	FA50711530	428	FA50801230	424	FA50900330
375	FA50320433	432	FA50702333	433	FA50711533	428	FA50801233	424	FA50900333
374	FA50320601	432	FA50702501	434	FA50712201	428	FA50801301	424	FA50900501
374	FA50320606	432	FA50702506	434	FA50712206	428	FA50801306	424	FA50900506
374	FA50320612	432	FA50702512	434	FA50712212	428	FA50801312	424	FA50900512
374	FA50320618	432	FA50702518	434	FA50712218	428	FA50801318	424	FA50900518
374	FA50320630	432	FA50702530	434	FA50712230	428	FA50801330	424	FA50900530
374	FA50320633	432	FA50702533	434	FA50712233	428	FA50801333	424	FA50900533
374	FA50320801	432	FA50703201	434	FA50712301	428	FA50801501	424	FA50901201
374	FA50320806	432	FA50703206	434	FA50712306	428	FA50801506	424	FA50901206
374	FA50320812	432	FA50703212	434	FA50712312	428	FA50801512	424	FA50901212
374	FA50320818	432	FA50703218	434	FA50712318	428	FA50801518	424	FA50901218
374	FA50320830	432	FA50703230	434	FA50712330	428	FA50801530	424	FA50901230
374	FA50320833	432	FA50703233	434	FA50712333	428	FA50801533	424	FA50901233
431	FA50700201	432	FA50703301	434	FA50712501	429	FA50802201	424	FA50901301
431	FA50700206	432	FA50703306	434	FA50712506	429	FA50802206	424	FA50901306
431	FA50700212	432	FA50703312	434	FA50712512	429	FA50802212	424	FA50901312
431	FA50700218	432	FA50703318	434	FA50712518	429	FA50802218	424	FA50901318
431	FA50700230	432	FA50703330	434	FA50712530	429	FA50802230	424	FA50901330
431	FA50700233	432	FA50703333	434	FA50712533	429	FA50802233	424	FA50901333
431	FA50700301	432	FA50703501	434	FA50713201	429	FA50802301	424	FA50901501
431	FA50700306	432	FA50703506	434	FA50713206	429	FA50802306	424	FA50901506
431	FA50700312	432	FA50703512	434	FA50713212	429	FA50802312	424	FA50901512
431	FA50700318	432	FA50703518	434	FA50713218	429	FA50802318	424	FA50901518
431	FA50700330	432	FA50703530	434	FA50713230	429	FA50802330	424	FA50901530
431	FA50700333	432	FA50703533	434	FA50713233	429	FA50802333	424	FA50901533
431	FA50700501	433	FA50710201	434	FA50713301	429	FA50802501	425	FA50902201
431	FA50700506	433	FA50710206	434	FA50713306	429	FA50802506	425	FA50902206
431	FA50700512	433	FA50710212	434	FA50713312	429	FA50802512	425	FA50902212
431	FA50700518	433	FA50710218	434	FA50713318	429	FA50802518	425	FA50902218
431	FA50700530	433	FA50710230	434	FA50713330	429	FA50802530	425	FA50902230
431	FA50700533	433	FA50710233	434	FA50713333	429	FA50802533	425	FA50902233
431	FA50701201	433	FA50710301	434	FA50713501	429	FA50803201	425	FA50902301
431	FA50701206	433	FA50710306	434	FA50713506	429	FA50803206	425	FA50902306
431	FA50701212	433	FA50710312	434	FA50713512	429	FA50803212	425	FA50902312
431	FA50701218	433	FA50710318	434	FA50713518	429	FA50803218	425	FA50902318
431	FA50701230	433	FA50710330	434	FA50713530	429	FA50803230	425	FA50902330
431	FA50701233	433	FA50710333	434	FA50713533	429	FA50803233	425	FA50902333
431	FA50701301	433	FA50710501	428	FA50800201	429	FA50803301	425	FA50902501
431	FA50701306	433	FA50710506	428	FA50800206	429	FA50803306	425	FA50902506
431	FA50701312	433	FA50710512	428	FA50800212	429	FA50803312	425	FA50902512

Page	Reference	Page	Reference	Page	Reference	Page	Reference	Page	Reference
425	FA50902518	426	FA50906218	712	FA51300312	714	FA51303912	717	FA51306612
425	FA50902530	426	FA50906230	712	FA51300318	714	FA51303918	717	FA51306618
425	FA50902533	426	FA50906233	712	FA51300330	714	FA51303930	717	FA51306630
425	FA50903201	426	FA50906301	712	FA51300333	714	FA51303933	717	FA51306633
425	FA50903206	426	FA50906306	712	FA51301201	715	FA51304701	717	FA51306801
425	FA50903212	426	FA50906312	712	FA51301206	715	FA51304706	717	FA51306806
425	FA50903218	426	FA50906318	712	FA51301212	715	FA51304712	717	FA51306812
425	FA50903230	426	FA50906330	712	FA51301218	715	FA51304718	717	FA51306818
425	FA50903233	426	FA50906333	712	FA51301230	715	FA51304730	717	FA51306830
425	FA50903301	426	FA50906501	712	FA51301233	715	FA51304733	717	FA51306833
425	FA50903306	426	FA50906506	712	FA51301301	715	FA51304801	717	FA51306901
425	FA50903312	426	FA50906512	712	FA51301306	715	FA51304806	717	FA51306906
425	FA50903318	426	FA50906518	712	FA51301312	715	FA51304812	717	FA51306912
425	FA50903330	426	FA50906530	712	FA51301318	715	FA51304818	717	FA51306918
425	FA50903333	426	FA50906533	712	FA51301330	715	FA51304830	717	FA51306930
425	FA50903501	436	FA51200201	712	FA51301333	715	FA51304833	717	FA51306933
425	FA50903506	436	FA51200206	713	FA51302201	715	FA51305001	712	FA51308001
425	FA50903512	436	FA51200212	713	FA51302206	715	FA51305006	712	FA51308006
425	FA50903518	436	FA51200218	713	FA51302212	715	FA51305012	712	FA51308012
425	FA50903530	436	FA51200230	713	FA51302218	715	FA51305018	712	FA51308018
425	FA50903533	436	FA51200233	713	FA51302230	715	FA51305030	712	FA51308030
426	FA50904201	436	FA51200301	713	FA51302233	715	FA51305033	712	FA51308033
426	FA50904206	436	FA51200306	713	FA51302301	715	FA51305101	712	FA51308201
426	FA50904212	436	FA51200312	713	FA51302306	715	FA51305106	712	FA51308206
426	FA50904218	436	FA51200318	713	FA51302312	715	FA51305112	712	FA51308212
426	FA50904230	436	FA51200330	713	FA51302318	715	FA51305118	712	FA51308218
426	FA50904233	436	FA51200333	713	FA51302330	715	FA51305130	712	FA51308230
426	FA50904301	436	FA51200501	713	FA51302333	715	FA51305133	712	FA51308233
426	FA50904306	436	FA51200506	713	FA51303201	716	FA51305901	713	FA51308401
426	FA50904312	436	FA51200512	713	FA51303206	716	FA51305906	713	FA51308406
426	FA50904318	436	FA51200518	713	FA51303212	716	FA51305912	713	FA51308412
426	FA50904330	436	FA51200530	713	FA51303218	716	FA51305918	713	FA51308418
426	FA50904333	436	FA51200533	713	FA51303230	716	FA51305930	713	FA51308430
426	FA50904501	436	FA51201201	713	FA51303233	716	FA51305933	713	FA51308433
426	FA50904506	436	FA51201206	713	FA51303301	716	FA51306001	713	FA51308601
426	FA50904512	436	FA51201212	713	FA51303306	716	FA51306006	713	FA51308606
426	FA50904518	436	FA51201218	713	FA51303312	716	FA51306012	713	FA51308612
426	FA50904530	436	FA51201230	713	FA51303318	716	FA51306018	713	FA51308618
426	FA50904533	436	FA51201233	713	FA51303330	716	FA51306030	713	FA51308630
426	FA50905201	436	FA51201301	713	FA51303333	716	FA51306033	713	FA51308633
426	FA50905206	436	FA51201306	714	FA51303501	716	FA51306201	714	FA51308801
426	FA50905212	436	FA51201312	714	FA51303506	716	FA51306206	714	FA51308806
426	FA50905218	436	FA51201318	714	FA51303512	716	FA51306212	714	FA51308812
426	FA50905230	436	FA51201330	714	FA51303518	716	FA51306218	714	FA51308818
426	FA50905233	436	FA51201333	714	FA51303530	716	FA51306230	714	FA51308830
426	FA50905301	436	FA51201501	714	FA51303533	716	FA51306233	714	FA51308833
426	FA50905306	436	FA51201506	714	FA51303601	716	FA51306301	714	FA51309001
426	FA50905312	436	FA51201512	714	FA51303606	716	FA51306306	714	FA51309006
426	FA50905318	436	FA51201518	714	FA51303612	716	FA51306312	714	FA51309012
426	FA50905330	436	FA51201530	714	FA51303618	716	FA51306318	714	FA51309018
426	FA50905333	436	FA51201533	714	FA51303630	716	FA51306330	714	FA51309030
426	FA50905501	708	FA5130	714	FA51303633	716	FA51306333	714	FA51309033
426	FA50905506	712	FA51300201	714	FA51303801	717	FA51306501	715	FA51309201
426	FA50905512	712	FA51300206	714	FA51303806	717	FA51306506	715	FA51309206
426	FA50905518	712	FA51300212	714	FA51303812	717	FA51306512	715	FA51309212
426	FA50905530	712	FA51300218	714	FA51303818	717	FA51306518	715	FA51309218
426	FA50905533	712	FA51300230	714	FA51303830	717	FA51306530	715	FA51309230
426	FA50906201	712	FA51300233	714	FA51303833	717	FA51306533	715	FA51309233
426	FA50906206	712	FA51300301	714	FA51303901	717	FA51306601	715	FA51309401
426	FA50906212	712	FA51300306	714	FA51303906	717	FA51306606	715	FA51309406

Page	Reference	Page	Reference	Page	Reference	Page	Reference	Page	Reference
715	FA51309412	510	FA51703212	511	FA51705556	506	FA51805201	486	FA51821556
715	FA51309418	510	FA51703218	512	FA51706201	506	FA51805206	486	FA51822256
715	FA51309430	510	FA51703230	512	FA51706206	506	FA51805212	486	FA51822556
715	FA51309433	510	FA51703233	512	FA51706212	506	FA51805218	486	FA51823256
716	FA51309601	510	FA51703256	512	FA51706218	506	FA51805230	485	FA51823456
716	FA51309606	510	FA51703301	512	FA51706230	506	FA51805233	506	FA51824201
716	FA51309612	510	FA51703306	512	FA51706233	506	FA51805256	506	FA51824206
716	FA51309618	510	FA51703312	512	FA51706256	506	FA51805301	506	FA51824212
716	FA51309630	510	FA51703318	512	FA51706301	506	FA51805306	506	FA51824218
716	FA51309633	510	FA51703330	512	FA51706306	506	FA51805312	506	FA51824230
716	FA51309801	510	FA51703333	512	FA51706312	506	FA51805318	506	FA51824233
716	FA51309806	510	FA51703356	512	FA51706318	506	FA51805330	506	FA51824256
716	FA51309812	510	FA51703501	512	FA51706330	506	FA51805333	506	FA51825201
716	FA51309818	510	FA51703506	512	FA51706333	506	FA51805356	506	FA51825206
716	FA51309830	510	FA51703512	512	FA51706356	507	FA51806201	506	FA51825212
716	FA51309833	510	FA51703518	512	FA51706501	507	FA51806206	506	FA51825218
717	FA51310001	510	FA51703530	512	FA51706506	507	FA51806212	506	FA51825230
717	FA51310006	510	FA51703533	512	FA51706512	507	FA51806218	506	FA51825233
717	FA51310012	510	FA51703556	512	FA51706518	507	FA51806230	506	FA51825256
717	FA51310018	511	FA51704201	512	FA51706530	507	FA51806233	507	FA51826201
717	FA51310030	511	FA51704206	512	FA51706533	507	FA51806256	507	FA51826206
717	FA51310033	511	FA51704212	512	FA51706556	507	FA51806301	507	FA51826212
717	FA51310201	511	FA51704218	488	FA51711256	507	FA51806306	507	FA51826218
717	FA51310206	511	FA51704230	488	FA51711356	507	FA51806312	507	FA51826230
717	FA51310212	511	FA51704233	488	FA51711556	507	FA51806318	507	FA51826233
717	FA51310218	511	FA51704256	488	FA51712256	507	FA51806330	507	FA51826256
717	FA51310230	511	FA51704301	488	FA51712356	507	FA51806333	507	FA51827201
717	FA51310233	511	FA51704306	488	FA51712556	507	FA51806356	507	FA51827206
489	FA51700256	511	FA51704312	485	FA51800256	507	FA51807201	507	FA51827212
489	FA51700356	511	FA51704318	485	FA51800356	507	FA51807206	507	FA51827218
489	FA51700556	511	FA51704330	484	FA51800556	507	FA51807212	507	FA51827230
489	FA51701256	511	FA51704333	484	FA51800656	507	FA51807218	507	FA51827233
489	FA51701356	511	FA51704356	484	FA51800856	507	FA51807230	507	FA51827256
489	FA51701456	511	FA51704501	484	FA51800956	507	FA51807233	508	FA51828201
489	FA51701556	511	FA51704506	485	FA51801256	507	FA51807256	508	FA51828206
489	FA51701656	511	FA51704512	485	FA51801356	507	FA51807301	508	FA51828212
489	FA51701756	511	FA51704518	486	FA51801556	507	FA51807306	508	FA51828218
510	FA51702201	511	FA51704530	486	FA51801656	507	FA51807312	508	FA51828230
510	FA51702206	511	FA51704533	486	FA51802256	507	FA51807318	508	FA51828233
510	FA51702212	511	FA51704556	486	FA51802356	507	FA51807330	508	FA51828256
510	FA51702218	511	FA51705201	486	FA51802556	507	FA51807333	708	FA5230
510	FA51702230	511	FA51705206	486	FA51802656	507	FA51807356	594	FA523002
510	FA51702233	511	FA51705212	486	FA51803256	508	FA51808201	594	FA523003
510	FA51702256	511	FA51705218	486	FA51803356	508	FA51808206	594	FA523012
510	FA51702301	511	FA51705230	485	FA51803456	508	FA51808212	594	FA523013
510	FA51702306	511	FA51705233	485	FA51803556	508	FA51808218	595	FA523022
510	FA51702312	511	FA51705256	506	FA51804201	508	FA51808230	595	FA523023
510	FA51702318	511	FA51705301	506	FA51804206	508	FA51808233	595	FA523032
510	FA51702330	511	FA51705306	506	FA51804212	508	FA51808256	595	FA523033
510	FA51702333	511	FA51705312	506	FA51804218	508	FA51808301	596	FA523042
510	FA51702356	511	FA51705318	506	FA51804230	508	FA51808306	596	FA523043
510	FA51702501	511	FA51705330	506	FA51804233	508	FA51808312	596	FA523052
510	FA51702506	511	FA51705333	506	FA51804256	508	FA51808318	596	FA523053
510	FA51702512	511	FA51705356	506	FA51804301	508	FA51808330	597	FA523062
510	FA51702518	511	FA51705501	506	FA51804306	508	FA51808333	597	FA523063
510	FA51702530	511	FA51705506	506	FA51804312	508	FA51808356	597	FA523072
510	FA51702533	511	FA51705512	506	FA51804318	485	FA51820256	597	FA523073
510	FA51702556	511	FA51705518	506	FA51804330	484	FA51820556	594	FA523203
510	FA51703201	511	FA51705530	506	FA51804333	484	FA51820856	594	FA523213
510	FA51703206	511	FA51705533	506	FA51804356	485	FA51821256	595	FA523223

Page	Reference	Page	Reference	Page	Reference	Page	Reference	Page	Reference
595	FA523233	754	FA52502206	759	FA52506230-300	758	FA52508230-300	754	FA52514006
596	FA523243	754	FA52502212	759	FA52506230-310	758	FA52508230-310	754	FA52514012
596	FA523253	754	FA52502218	759	FA52506233	758	FA52508233	754	FA52514018
597	FA523263	754	FA52502230	759	FA52506233-300	758	FA52508233-300	754	FA52514030
597	FA523273	754	FA52502233	759	FA52506233-310	758	FA52508233-310	754	FA52514033
531	FA524002	754	FA52502301	759	FA52506301	758	FA52508301	754	FA52514201
531	FA524003	754	FA52502306	759	FA52506301-300	758	FA52508301-300	754	FA52514206
531	FA524004	754	FA52502312	759	FA52506301-310	758	FA52508301-310	754	FA52514212
531	FA524005	754	FA52502318	759	FA52506306	758	FA52508306	754	FA52514218
530	FA524012	754	FA52502330	759	FA52506306-300	758	FA52508306-300	754	FA52514230
530	FA524013	754	FA52502333	759	FA52506306-310	758	FA52508306-310	754	FA52514233
530	FA524015	756	FA52503201	759	FA52506312	758	FA52508312	754	FA52514401
530	FA524022	756	FA52503206	759	FA52506312-300	758	FA52508312-300	754	FA52514406
530	FA524023	756	FA52503212	759	FA52506312-310	758	FA52508312-310	754	FA52514412
530	FA524025	756	FA52503218	759	FA52506318	758	FA52508318	754	FA52514418
535	FA524102	756	FA52503230	759	FA52506318-300	758	FA52508318-300	754	FA52514430
535	FA524103	756	FA52503233	759	FA52506318-310	758	FA52508318-310	754	FA52514433
535	FA524104	756	FA52503301	759	FA52506330	758	FA52508330	756	FA52514601
535	FA524105	756	FA52503306	759	FA52506330-300	758	FA52508330-300	756	FA52514606
534	FA524112	756	FA52503312	759	FA52506330-310	758	FA52508330-310	756	FA52514612
534	FA524113	756	FA52503318	759	FA52506333	758	FA52508333	756	FA52514618
534	FA524115	756	FA52503330	759	FA52506333-300	758	FA52508333-300	756	FA52514630
534	FA524122	756	FA52503333	759	FA52506333-310	758	FA52508333-310	756	FA52514633
534	FA524123	756	FA52504201	759	FA52507201	758	FA52509201	756	FA52514801
534	FA524125	756	FA52504206	759	FA52507206	758	FA52509201-300	756	FA52514806
533	FA524502	756	FA52504212	759	FA52507212	758	FA52509201-310	756	FA52514812
533	FA524503	756	FA52504218	759	FA52507218	758	FA52509206	756	FA52514818
533	FA524504	756	FA52504230	759	FA52507230	758	FA52509206-300	756	FA52514830
533	FA524505	756	FA52504233	759	FA52507233	758	FA52509206-310	756	FA52514833
532	FA524512	756	FA52504301	759	FA52507301	758	FA52509212	756	FA52515001
532	FA524513	756	FA52504306	759	FA52507301-300	758	FA52509212-300	756	FA52515006
532	FA524515	756	FA52504312	759	FA52507301-310	758	FA52509212-310	756	FA52515012
532	FA524522	756	FA52504318	759	FA52507306	758	FA52509218	756	FA52515018
532	FA524523	756	FA52504330	759	FA52507306-300	758	FA52509218-300	756	FA52515030
532	FA524525	756	FA52504333	759	FA52507306-310	758	FA52509218-310	756	FA52515033
754	FA52500201	756	FA52505201	759	FA52507312	758	FA52509230	758	FA52515201
754	FA52500206	756	FA52505206	759	FA52507312-300	758	FA52509230-300	758	FA52515201-300
754	FA52500212	756	FA52505212	759	FA52507312-310	758	FA52509230-310	758	FA52515201-310
754	FA52500218	756	FA52505218	759	FA52507318	758	FA52509233	758	FA52515206
754	FA52500230	756	FA52505230	759	FA52507318-300	758	FA52509233-300	758	FA52515206-300
754	FA52500233	756	FA52505233	759	FA52507318-310	758	FA52509233-310	758	FA52515206-310
754	FA52500301	756	FA52505301	759	FA52507330	758	FA52509301	758	FA52515212
754	FA52500306	756	FA52505306	759	FA52507330-300	758	FA52509301-300	758	FA52515212-300
754	FA52500312	756	FA52505312	759	FA52507330-310	758	FA52509301-310	758	FA52515212-310
754	FA52500318	756	FA52505318	759	FA52507333	758	FA52509306	758	FA52515218
754	FA52500330	756	FA52505330	759	FA52507333-300	758	FA52509306-300	758	FA52515218-300
754	FA52500333	756	FA52505333	759	FA52507333-310	758	FA52509306-310	758	FA52515218-310
754	FA52501201	759	FA52506201	758	FA52508201	758	FA52509312	758	FA52515230
754	FA52501206	759	FA52506201-300	758	FA52508201-300	758	FA52509312-300	758	FA52515230-300
754	FA52501212	759	FA52506201-310	758	FA52508201-310	758	FA52509312-310	758	FA52515230-310
754	FA52501218	759	FA52506206	758	FA52508206	758	FA52509318	758	FA52515233
754	FA52501230	759	FA52506206-300	758	FA52508206-300	758	FA52509318-300	758	FA52515233-300
754	FA52501233	759	FA52506206-310	758	FA52508206-310	758	FA52509318-310	758	FA52515233-310
754	FA52501301	759	FA52506212	758	FA52508212	758	FA52509330	758	FA52515401
754	FA52501306	759	FA52506212-300	758	FA52508212-300	758	FA52509330-300	758	FA52515401-300
754	FA52501312	759	FA52506212-310	758	FA52508212-310	758	FA52509330-310	758	FA52515401-310
754	FA52501318	759	FA52506218	758	FA52508218	758	FA52509333	758	FA52515406
754	FA52501330	759	FA52506218-300	758	FA52508218-300	758	FA52509333-300	758	FA52515406-300
754	FA52501333	759	FA52506218-310	758	FA52508218-310	758	FA52509333-310	758	FA52515406-310
754	FA52502201	759	FA52506230	758	FA52508230	754	FA52514001	758	FA52515412

Page	Reference	Page	Reference	Page	Reference	Page	Reference	Page	Reference
758	FA52515412-300	619	FA52600506.A	657	FA53100818-310	657	FA53101233-310	659	FA53102506-310
758	FA52515412-310	619	FA52600512.A	657	FA53100830	659	FA53102001	659	FA53102512
758	FA52515418	619	FA52600518.A	657	FA53100830-300.A	659	FA53102001-300.A	659	FA53102512-300.A
758	FA52515418-300	619	FA52600530.A	657	FA53100830-310	659	FA53102001-310	659	FA53102512-310
758	FA52515418-310	619	FA52600533.A	657	FA53100833	659	FA53102006	659	FA53102518
758	FA52515430	628	FA52700201	657	FA53100833-300.A	659	FA53102006-300.A	659	FA53102518-300.A
758	FA52515430-300	628	FA52700206	657	FA53100833-310	659	FA53102006-310	659	FA53102518-310
758	FA52515430-310	628	FA52700212	657	FA53100901	659	FA53102012	659	FA53102530
758	FA52515433	628	FA52700218	657	FA53100901-300.A	659	FA53102012-300.A	659	FA53102530-300.A
758	FA52515433-300	628	FA52700230	657	FA53100901-310	659	FA53102012-310	659	FA53102530-310
758	FA52515433-310	628	FA52700233	657	FA53100906	659	FA53102018	659	FA53102533
759	FA52515601	628	FA52700301	657	FA53100906-300.A	659	FA53102018-300.A	659	FA53102533-300.A
759	FA52515601-300	628	FA52700306	657	FA53100906-310	659	FA53102018-310	659	FA53102533-310
759	FA52515601-310	628	FA52700312	657	FA53100912	659	FA53102030	656	FA53102901
759	FA52515606	628	FA52700318	657	FA53100912-300.A	659	FA53102030-300.A	656	FA53102906
759	FA52515606-300	628	FA52700330	657	FA53100912-310	659	FA53102030-310	656	FA53102912
759	FA52515606-310	628	FA52700333	657	FA53100918	659	FA53102033	656	FA53102918
759	FA52515612	628	FA52700501	657	FA53100918-300.A	659	FA53102033-300.A	656	FA53102930
759	FA52515612-300	628	FA52700506	657	FA53100918-310	659	FA53102033-310	656	FA53102933
759	FA52515612-310	628	FA52700512	657	FA53100930	659	FA53102101	656	FA53103001
759	FA52515618	628	FA52700518	657	FA53100930-300.A	659	FA53102101-300.A	656	FA53103006
759	FA52515618-300	628	FA52700530	657	FA53100930-310	659	FA53102101-310	656	FA53103012
759	FA52515618-310	628	FA52700533	657	FA53100933	659	FA53102106	656	FA53103018
759	FA52515630	628	FA52701201	657	FA53100933-300.A	659	FA53102106-300.A	656	FA53103030
759	FA52515630-300	628	FA52701206	657	FA53100933-310	659	FA53102106-310	656	FA53103033
759	FA52515630-310	628	FA52701212	657	FA53101101	659	FA53102112	658	FA53103101
759	FA52515633	628	FA52701218	657	FA53101101-300.A	659	FA53102112-300.A	658	FA53103106
759	FA52515633-300	628	FA52701230	657	FA53101101-310	659	FA53102112-310	658	FA53103112
759	FA52515633-310	628	FA52701233	657	FA53101106	659	FA53102118	658	FA53103118
759	FA52515801	628	FA52701301	657	FA53101106-300.A	659	FA53102118-300.A	658	FA53103130
759	FA52515801-300	628	FA52701306	657	FA53101106-310	659	FA53102118-310	658	FA53103133
759	FA52515801-310	628	FA52701312	657	FA53101112	659	FA53102130	658	FA53103201
759	FA52515806	628	FA52701318	657	FA53101112-300.A	659	FA53102130-300.A	658	FA53103206
759	FA52515806-300	628	FA52701330	657	FA53101112-310	659	FA53102130-310	658	FA53103212
759	FA52515806-310	628	FA52701333	657	FA53101118	659	FA53102133	658	FA53103218
759	FA52515812	628	FA52701501	657	FA53101118-300.A	659	FA53102133-300.A	658	FA53103230
759	FA52515812-300	628	FA52701506	657	FA53101118-310	659	FA53102133-310	658	FA53103233
759	FA52515812-310	628	FA52701512	657	FA53101130	659	FA53102401	656	FA53104101
759	FA52515818	628	FA52701518	657	FA53101130-300.A	659	FA53102401-300.A	656	FA53104106
759	FA52515818-300	628	FA52701530	657	FA53101130-310	659	FA53102401-310	656	FA53104112
759	FA52515818-310	628	FA52701533	657	FA53101133	659	FA53102406	656	FA53104118
759	FA52515830	481	FA53000256	657	FA53101133-300.A	659	FA53102406-300.A	656	FA53104130
759	FA52515830-300	481	FA53000356	657	FA53101133-310	659	FA53102406-310	656	FA53104133
759	FA52515830-310	482	FA53000556	657	FA53101201	659	FA53102412	656	FA53104201
759	FA52515833	482	FA53000656	657	FA53101201-300.A	659	FA53102412-300.A	656	FA53104206
759	FA52515833-300	481	FA53000756	657	FA53101201-310	659	FA53102412-310	656	FA53104212
759	FA52515833-310	481	FA53000856	657	FA53101206	659	FA53102418	656	FA53104218
619	FA52600201.A	482	FA53000956	657	FA53101206-300.A	659	FA53102418-300.A	656	FA53104230
619	FA52600206.A	482	FA53001056	657	FA53101206-310	659	FA53102418-310	656	FA53104233
619	FA52600212.A	657	FA53100801	657	FA53101212	659	FA53102430	656	FA53104301
619	FA52600218.A	657	FA53100801-300.A	657	FA53101212-300.A	659	FA53102430-300.A	656	FA53104306
619	FA52600230.A	657	FA53100801-310	657	FA53101212-310	659	FA53102430-310	656	FA53104312
619	FA52600233.A	657	FA53100806	657	FA53101218	659	FA53102433	656	FA53104318
619	FA52600301.A	657	FA53100806-300.A	657	FA53101218-300.A	659	FA53102433-300.A	656	FA53104330
619	FA52600306.A	657	FA53100806-310	657	FA53101218-310	659	FA53102433-310	656	FA53104333
619	FA52600312.A	657	FA53100812	657	FA53101230	659	FA53102501	656	FA53104401
619	FA52600318.A	657	FA53100812-300.A	657	FA53101230-300.A	659	FA53102501-300.A	656	FA53104406
619	FA52600330.A	657	FA53100812-310	657	FA53101230-310	659	FA53102501-310	656	FA53104412
619	FA52600333.A	657	FA53100818	657	FA53101233	659	FA53102506	656	FA53104418
619	FA52600501.A	657	FA53100818-300.A	657	FA53101233-300.A	659	FA53102506-300.A	656	FA53104430

Page	Reference	Page	Reference	Page	Reference	Page	Reference	Page	Reference
656	FA53104433	659	FA53122406-310	356	FA53200333-310	357	FA53200906-310	357	FA53202018-310
657	FA53120901	659	FA53122412	356	FA53200501	357	FA53200912	357	FA53202030
657	FA53120901-300.A	659	FA53122412-300.A	356	FA53200501-300.A	357	FA53200912-300.A	357	FA53202030-300.A
657	FA53120901-310	659	FA53122412-310	356	FA53200501-310	357	FA53200912-310	357	FA53202030-310
657	FA53120906	659	FA53122418	356	FA53200506	357	FA53200918	357	FA53202033
657	FA53120906-300.A	659	FA53122418-300.A	356	FA53200506-300.A	357	FA53200918-300.A	357	FA53202033-300.A
657	FA53120906-310	659	FA53122418-310	356	FA53200506-310	357	FA53200918-310	357	FA53202033-310
657	FA53120912	659	FA53122430	356	FA53200512	357	FA53200930	642	FA53300101
657	FA53120912-300.A	659	FA53122430-300.A	356	FA53200512-300.A	357	FA53200930-300.A	642	FA53300106
657	FA53120912-310	659	FA53122430-310	356	FA53200512-310	357	FA53200930-310	642	FA53300112
657	FA53120918	659	FA53122433	356	FA53200518	357	FA53200933	642	FA53300118
657	FA53120918-300.A	659	FA53122433-300.A	356	FA53200518-300.A	357	FA53200933-300.A	642	FA53300130
657	FA53120918-310	659	FA53122433-310	356	FA53200518-310	357	FA53200933-310	642	FA53300133
657	FA53120930	656	FA53124201.A	356	FA53200530	356	FA53201401	642	FA53300201
657	FA53120930-300.A	656	FA53124206.A	356	FA53200530-300.A	356	FA53201401-300.A	642	FA53300206
657	FA53120930-310	656	FA53124212.A	356	FA53200530-310	356	FA53201401-310	642	FA53300212
657	FA53120933	656	FA53124218.A	356	FA53200533	356	FA53201406	642	FA53300218
657	FA53120933-300.A	656	FA53124230.A	356	FA53200533-300.A	356	FA53201406-300.A	642	FA53300230
657	FA53120933-310	656	FA53124233.A	356	FA53200533-310	356	FA53201406-310	642	FA53300233
657	FA53121201	656	FA53124401.A	356	FA53200601	356	FA53201412	640	FA53301101
657	FA53121201-300.A	656	FA53124406.A	356	FA53200601-300.A	356	FA53201412-300.A	640	FA53301101-300
657	FA53121201-310	656	FA53124412.A	356	FA53200601-310	356	FA53201412-310	640	FA53301101-310
657	FA53121206	656	FA53124418.A	356	FA53200606	356	FA53201418	640	FA53301106
657	FA53121206-300.A	656	FA53124430.A	356	FA53200606-300.A	356	FA53201418-300.A	640	FA53301106-300
657	FA53121206-310	656	FA53124433.A	356	FA53200606-310	356	FA53201418-310	640	FA53301106-310
657	FA53121212	356	FA53200201	356	FA53200612	356	FA53201430	640	FA53301112
657	FA53121212-300.A	356	FA53200201-300.A	356	FA53200612-300.A	356	FA53201430-300.A	640	FA53301112-300
657	FA53121212-310	356	FA53200201-310	356	FA53200612-310	356	FA53201430-310	640	FA53301112-310
657	FA53121218	356	FA53200206	356	FA53200618	356	FA53201433	640	FA53301118
657	FA53121218-300.A	356	FA53200206-300.A	356	FA53200618-300.A	356	FA53201433-300.A	640	FA53301118-300
657	FA53121218-310	356	FA53200206-310	356	FA53200618-310	356	FA53201433-310	640	FA53301118-310
657	FA53121230	356	FA53200212	356	FA53200630	356	FA53201701	640	FA53301130
657	FA53121230-300.A	356	FA53200212-300.A	356	FA53200630-300.A	356	FA53201701-300.A	640	FA53301130-300
657	FA53121230-310	356	FA53200212-310	356	FA53200630-310	356	FA53201701-310	640	FA53301130-310
657	FA53121233	356	FA53200218	356	FA53200633	356	FA53201706	640	FA53301133
657	FA53121233-300.A	356	FA53200218-300.A	356	FA53200633-300.A	356	FA53201706-300.A	640	FA53301133-300
657	FA53121233-310	356	FA53200218-310	356	FA53200633-310	356	FA53201706-310	640	FA53301133-310
659	FA53122101	356	FA53200230	357	FA53200801	356	FA53201712	640	FA53301201
659	FA53122101-300.A	356	FA53200230-300.A	357	FA53200801-300.A	356	FA53201712-300.A	640	FA53301201-300
659	FA53122101-310	356	FA53200230-310	357	FA53200801-310	356	FA53201712-310	640	FA53301201-310
659	FA53122106	356	FA53200233	357	FA53200806	356	FA53201718	640	FA53301206
659	FA53122106-300.A	356	FA53200233-300.A	357	FA53200806-300.A	356	FA53201718-300.A	640	FA53301206-300
659	FA53122106-310	356	FA53200233-310	357	FA53200806-310	356	FA53201718-310	640	FA53301206-310
659	FA53122112	356	FA53200301	357	FA53200812	356	FA53201730	640	FA53301212
659	FA53122112-300.A	356	FA53200301-300.A	357	FA53200812-300.A	356	FA53201730-300.A	640	FA53301212-300
659	FA53122112-310	356	FA53200301-310	357	FA53200812-310	356	FA53201730-310	640	FA53301212-310
659	FA53122118	356	FA53200306	357	FA53200818	356	FA53201733	640	FA53301218
659	FA53122118-300.A	356	FA53200306-300.A	357	FA53200818-300.A	356	FA53201733-300.A	640	FA53301218-300
659	FA53122118-310	356	FA53200306-310	357	FA53200818-310	356	FA53201733-310	640	FA53301218-310
659	FA53122130	356	FA53200312	357	FA53200830	357	FA53202001	640	FA53301230
659	FA53122130-300.A	356	FA53200312-300.A	357	FA53200830-300.A	357	FA53202001-300.A	640	FA53301230-300
659	FA53122130-310	356	FA53200312-310	357	FA53200830-310	357	FA53202001-310	640	FA53301230-310
659	FA53122133	356	FA53200318	357	FA53200833	357	FA53202006	640	FA53301233
659	FA53122133-300.A	356	FA53200318-300.A	357	FA53200833-300.A	357	FA53202006-300.A	640	FA53301233-300
659	FA53122133-310	356	FA53200318-310	357	FA53200833-310	357	FA53202006-310	640	FA53301233-310
659	FA53122401	356	FA53200330	357	FA53200901	357	FA53202012	638	FA53302101
659	FA53122401-300.A	356	FA53200330-300.A	357	FA53200901-300.A	357	FA53202012-300.A	638	FA53302101-300
659	FA53122401-310	356	FA53200330-310	357	FA53200901-310	357	FA53202012-310	638	FA53302101-310
659	FA53122406	356	FA53200333	357	FA53200906	357	FA53202018	638	FA53302106
659	FA53122406-300.A	356	FA53200333-300.A	357	FA53200906-300.A	357	FA53202018-300.A	638	FA53302106-300

Page	Reference	Page	Reference	Page	Reference	Page	Reference	Page	Reference
638	FA53302106-310	638	FA53305206-310	641	FA533344-310	476	FA53402456-310	479	FA53405656
638	FA53302112	638	FA53305212	638	FA533421	476	FA53402656	476	FA53405756
638	FA53302112-300	638	FA53305212-300	638	FA533421-300	476	FA53402656-300	476	FA53405756-300
638	FA53302112-310	638	FA53305212-310	638	FA533421-310	476	FA53402656-310	476	FA53405756-310
638	FA53302118	638	FA53305218	639	FA533422	476	FA53402756	476	FA53405856
638	FA53302118-300	638	FA53305218-300	639	FA533422-300	476	FA53402756-300	476	FA53405856-300
638	FA53302118-310	638	FA53305218-310	639	FA533422-310	476	FA53402756-310	476	FA53405856-310
638	FA53302130	638	FA53305230	639	FA533423	477	FA53402956	476	FA53405956
638	FA53302130-300	638	FA53305230-300	639	FA533423-300	477	FA53402956-300	476	FA53405956-300
638	FA53302130-310	638	FA53305230-310	639	FA533423-310	477	FA53402956-310	476	FA53405956-310
638	FA53302133	638	FA53305233	639	FA533424	477	FA53403056	477	FA53406056
638	FA53302133-300	638	FA53305233-300	639	FA533424-300	477	FA53403056-300	477	FA53406056-300
638	FA53302133-310	638	FA53305233-310	639	FA533424-310	477	FA53403056-310	477	FA53406056-310
638	FA53302201	642	FA533221	638	FA533431	477	FA53403156	477	FA53406156
638	FA53302201-300	642	FA533222	638	FA533431-300	477	FA53403156-300.A	477	FA53406156-300.A
638	FA53302201-310	643	FA533223	638	FA533431-310	477	FA53403156-310	477	FA53406156-310
638	FA53302206	643	FA533224	639	FA533432	477	FA53403256	477	FA53406256
638	FA53302206-300	642	FA533231	639	FA533432-300	477	FA53403256-300.A	477	FA53406256-300.A
638	FA53302206-310	642	FA533232	639	FA533432-310	477	FA53403256-310	477	FA53406256-310
638	FA53302212	643	FA533233	639	FA533433	477	FA53403356	474	FA53406356
638	FA53302212-300	643	FA533234	639	FA533433-300	477	FA53403356-300.A	474	FA53406356-300
638	FA53302212-310	642	FA533241	639	FA533433-310	477	FA53403356-310	474	FA53406356-310
638	FA53302218	642	FA533242	639	FA533434	477	FA53403456	474	FA53406456
638	FA53302218-300	643	FA533243	639	FA533434-300	477	FA53403456-300.A	474	FA53406456-300
638	FA53302218-310	643	FA533244	639	FA533434-310	477	FA53403456-310	474	FA53406456-310
638	FA53302230	640	FA533321	638	FA533441	474	FA53403656	474	FA53406556
638	FA53302230-300	640	FA533321-300	638	FA533441-300	474	FA53403656-300	474	FA53406556-300
638	FA53302230-310	640	FA533321-310	638	FA533441-310	474	FA53403656-310	474	FA53406556-310
638	FA53302233	641	FA533322	639	FA533442	474	FA53403756	475	FA53406656
638	FA53302233-300	641	FA533322-300	639	FA533442-300	474	FA53403756-300	475	FA53406656-300
638	FA53302233-310	641	FA533322-310	639	FA533442-310	474	FA53403756-310	475	FA53406656-310
642	FA53305001	641	FA533323	639	FA533443	474	FA53403956	475	FA53406756
642	FA53305006	641	FA533323-300	639	FA533443-300	474	FA53403956-300	475	FA53406756-300
642	FA53305012	641	FA533323-310	639	FA533443-310	474	FA53403956-310	475	FA53406756-310
642	FA53305018	641	FA533324	639	FA533444	474	FA53404056	499	FA53500201
642	FA53305030	641	FA533324-300	639	FA533444-300	474	FA53404056-300	499	FA53500206
642	FA53305033	641	FA533324-310	639	FA533444-310	474	FA53404056-310	499	FA53500212
640	FA53305101	640	FA533331	478	FA53400256	474	FA53404256	499	FA53500218
640	FA53305101-300	640	FA533331-300	478	FA53400356	474	FA53404256-300	499	FA53500230
640	FA53305101-310	640	FA533331-310	478	FA53400556	474	FA53404256-310	499	FA53500233
640	FA53305106	641	FA533332	478	FA53400656	474	FA53404356	499	FA53500301
640	FA53305106-300	641	FA533332-300	478	FA53400856	474	FA53404356-300	499	FA53500306
640	FA53305106-310	641	FA533332-310	478	FA53400956	474	FA53404356-310	499	FA53500312
640	FA53305112	641	FA533333	479	FA53401156	475	FA53404556	499	FA53500318
640	FA53305112-300	641	FA533333-300	479	FA53401256	475	FA53404556-300	499	FA53500330
640	FA53305112-310	641	FA533333-310	479	FA53401456	475	FA53404556-310	499	FA53500333
640	FA53305118	641	FA533334	479	FA53401556	475	FA53404656	501	FA53500501
640	FA53305118-300	641	FA533334-300	479	FA53401756	475	FA53404656-300	501	FA53500506
640	FA53305118-310	641	FA533334-310	479	FA53401856	475	FA53404656-310	501	FA53500512
640	FA53305130	640	FA533341	476	FA53402056	475	FA53404756	501	FA53500518
640	FA53305130-300	640	FA533341-300	476	FA53402056-300	475	FA53404756-300	501	FA53500530
640	FA53305130-310	640	FA533341-310	476	FA53402056-310	475	FA53404756-310	501	FA53500533
640	FA53305133	641	FA533342	476	FA53402156	475	FA53404856	501	FA53500601
640	FA53305133-300	641	FA533342-300	476	FA53402156-300	475	FA53404856-300	501	FA53500606
640	FA53305133-310	641	FA533342-310	476	FA53402156-310	475	FA53404856-310	501	FA53500612
638	FA53305201	641	FA533343	476	FA53402356	478	FA53405156	501	FA53500618
638	FA53305201-300	641	FA533343-300	476	FA53402356-300	478	FA53405256	501	FA53500630
638	FA53305201-310	641	FA533343-310	476	FA53402356-310	478	FA53405356	501	FA53500633
638	FA53305206	641	FA533344	476	FA53402456	479	FA53405456	503	FA53500801
638	FA53305206-300	641	FA533344-300	476	FA53402456-300	479	FA53405556	503	FA53500806

Page	Reference	Page	Reference	Page	Reference	Page	Reference	Page	Reference
503	FA53500812	501	FA53502312	499	FA53504112	502	FA53505112	667	FA53602701
503	FA53500818	501	FA53502318	499	FA53504118	502	FA53505118	667	FA53602701-300
503	FA53500830	501	FA53502330	499	FA53504130	502	FA53505130	667	FA53602701-310
503	FA53500833	501	FA53502333	499	FA53504133	502	FA53505133	667	FA53602801
503	FA53500901	501	FA53502401	499	FA53504201	502	FA53505201	667	FA53602801-300
503	FA53500906	501	FA53502406	499	FA53504206	502	FA53505206	667	FA53602801-310
503	FA53500912	501	FA53502412	499	FA53504212	502	FA53505212	668	FA53602956
503	FA53500918	501	FA53502418	499	FA53504218	502	FA53505218	668	FA53602956-300.A
503	FA53500930	501	FA53502430	499	FA53504230	502	FA53505230	668	FA53602956-310
503	FA53500933	501	FA53502433	499	FA53504233	502	FA53505233	668	FA53603056
498	FA53501101	503	FA53502601	501	FA53504301	666	FA53600256	668	FA53603056-300.A
498	FA53501106	503	FA53502606	501	FA53504306	666	FA53600356	668	FA53603056-310
498	FA53501112	503	FA53502612	501	FA53504312	666	FA53600556	668	FA53603156
498	FA53501118	503	FA53502618	501	FA53504318	666	FA53600656	668	FA53603156-300.A
498	FA53501130	503	FA53502630	501	FA53504330	666	FA53600801	668	FA53603156-310
498	FA53501133	503	FA53502633	501	FA53504333	666	FA53600901	668	FA53603256
498	FA53501201	503	FA53502701	501	FA53504401	666	FA53601101	668	FA53603256-300.A
498	FA53501206	503	FA53502706	501	FA53504406	666	FA53601201	668	FA53603256-310
498	FA53501212	503	FA53502712	501	FA53504412	667	FA53601356	668	FA53603356
498	FA53501218	503	FA53502718	501	FA53504418	667	FA53601356-300	668	FA53603356-300.A
498	FA53501230	503	FA53502730	501	FA53504430	667	FA53601356-310	668	FA53603356-310
498	FA53501233	503	FA53502733	501	FA53504433	667	FA53601456	668	FA53603456
500	FA53501401	498	FA53502901	503	FA53504501	667	FA53601456-300	668	FA53603456-300.A
500	FA53501406	498	FA53502906	503	FA53504506	667	FA53601456-310	668	FA53603456-310
500	FA53501412	498	FA53502912	503	FA53504512	667	FA53601556	668	FA53603556
500	FA53501418	498	FA53502918	503	FA53504518	667	FA53601556-300	668	FA53603556-300.A
500	FA53501430	498	FA53502930	503	FA53504530	667	FA53601556-310	668	FA53603556-310
500	FA53501433	498	FA53502933	503	FA53504533	667	FA53601656	668	FA53603656
500	FA53501501	498	FA53503001	503	FA53504601	667	FA53601656-300	668	FA53603656-300.A
500	FA53501506	498	FA53503006	503	FA53504606	667	FA53601656-310	668	FA53603656-310
500	FA53501512	498	FA53503012	503	FA53504612	667	FA53601756	668	FA53603701
500	FA53501518	498	FA53503018	503	FA53504618	667	FA53601756-300	668	FA53603701-300.A
500	FA53501530	498	FA53503030	503	FA53504630	667	FA53601756-310	668	FA53603701-310
500	FA53501533	498	FA53503033	503	FA53504633	667	FA53601856	668	FA53603801
502	FA53501701	500	FA53503201	498	FA53504701	667	FA53601856-300	668	FA53603801-300.A
502	FA53501706	500	FA53503206	498	FA53504706	667	FA53601856-310	668	FA53603801-310
502	FA53501712	500	FA53503212	498	FA53504712	667	FA53601956	668	FA53603901
502	FA53501718	500	FA53503218	498	FA53504718	667	FA53601956-300	668	FA53603901-300.A
502	FA53501730	500	FA53503230	498	FA53504730	667	FA53601956-310	668	FA53603901-310
502	FA53501733	500	FA53503233	498	FA53504733	667	FA53602056	668	FA53604001
502	FA53501801	500	FA53503301	498	FA53504801	667	FA53602056-300	668	FA53604001-300.A
502	FA53501806	500	FA53503306	498	FA53504806	667	FA53602056-310	668	FA53604001-310
502	FA53501812	500	FA53503312	498	FA53504812	667	FA53602101	668	FA53604101
502	FA53501818	500	FA53503318	498	FA53504818	667	FA53602101-300	668	FA53604101-300.A
502	FA53501830	500	FA53503330	498	FA53504830	667	FA53602101-310	668	FA53604101-310
502	FA53501833	500	FA53503333	498	FA53504833	667	FA53602201	668	FA53604201
499	FA53502001	502	FA53503501	500	FA53504901	667	FA53602201-300	668	FA53604201-300.A
499	FA53502006	502	FA53503506	500	FA53504906	667	FA53602201-310	668	FA53604201-310
499	FA53502012	502	FA53503512	500	FA53504912	667	FA53602301	668	FA53604301
499	FA53502018	502	FA53503518	500	FA53504918	667	FA53602301-300	668	FA53604301-300.A
499	FA53502030	502	FA53503530	500	FA53504930	667	FA53602301-310	668	FA53604301-310
499	FA53502033	502	FA53503533	500	FA53504933	667	FA53602401	668	FA53604401
499	FA53502101	502	FA53503601	500	FA53505001	667	FA53602401-300	668	FA53604401-300.A
499	FA53502106	502	FA53503606	500	FA53505006	667	FA53602401-310	668	FA53604401-310
499	FA53502112	502	FA53503612	500	FA53505012	667	FA53602501	669	FA53604756
499	FA53502118	502	FA53503618	500	FA53505018	667	FA53602501-300	669	FA53604756-300
499	FA53502130	502	FA53503630	500	FA53505030	667	FA53602501-310	669	FA53604756-310
499	FA53502133	502	FA53503633	500	FA53505033	667	FA53602601	669	FA53604856
501	FA53502301	499	FA53504101	502	FA53505101	667	FA53602601-300	669	FA53604856-300
501	FA53502306	499	FA53504106	502	FA53505106	667	FA53602601-310	669	FA53604856-310

Page	Reference	Page	Reference	Page	Reference	Page	Reference	Page	Reference
669	FA53604956	668	FA53613056-310	686	FA54100212	688	FA54101312	618	FA54200212
669	FA53604956-300	668	FA53613256	686	FA54100218	688	FA54101318	618	FA54200218
669	FA53604956-310	668	FA53613256-300.A	686	FA54100230	688	FA54101330	618	FA54200230
669	FA53605056	668	FA53613256-310	686	FA54100233	688	FA54101333	618	FA54200233
669	FA53605056-300	668	FA53613456	686	FA54100301	688	FA54101401	618	FA54200301
669	FA53605056-310	668	FA53613456-300.A	686	FA54100306	688	FA54101406	618	FA54200306
669	FA53605156	668	FA53613456-310	686	FA54100312	688	FA54101412	618	FA54200312
669	FA53605156-300	668	FA53613656	686	FA54100318	688	FA54101418	618	FA54200318
669	FA53605156-310	668	FA53613656-300.A	686	FA54100330	688	FA54101430	618	FA54200330
669	FA53605256	668	FA53613656-310	686	FA54100333	688	FA54101433	618	FA54200333
669	FA53605256-300	668	FA53613801	686	FA54100501	686	FA54102301	618	FA54200501
669	FA53605256-310	668	FA53613801-300.A	686	FA54100506	686	FA54102306	618	FA54200506
669	FA53605501	668	FA53613801-310	686	FA54100512	686	FA54102312	618	FA54200512
669	FA53605501-300	668	FA53614001	686	FA54100518	686	FA54102318	618	FA54200518
669	FA53605501-310	668	FA53614001-300.A	686	FA54100530	686	FA54102330	618	FA54200530
669	FA53605601	668	FA53614001-310	686	FA54100533	686	FA54102333	618	FA54200533
669	FA53605601-300	668	FA53614201	686	FA54100601	686	FA54102601	618	FA54200601
669	FA53605601-310	668	FA53614201-300.A	686	FA54100606	686	FA54102606	618	FA54200606
669	FA53605701	668	FA53614201-310	686	FA54100612	686	FA54102612	618	FA54200612
669	FA53605701-300	668	FA53614401	686	FA54100618	686	FA54102618	618	FA54200618
669	FA53605701-310	668	FA53614401-300.A	686	FA54100630	686	FA54102630	618	FA54200630
669	FA53605801	668	FA53614401-310	686	FA54100633	686	FA54102633	618	FA54200633
669	FA53605801-300	669	FA53614856	687	FA54100701	687	FA54102801	618	FA54200701
669	FA53605801-310	669	FA53614856-300	687	FA54100706	687	FA54102806	618	FA54200706
669	FA53605901	669	FA53614856-310	687	FA54100712	687	FA54102812	618	FA54200712
669	FA53605901-300	669	FA53615056	687	FA54100718	687	FA54102818	618	FA54200718
669	FA53605901-310	669	FA53615056-300	687	FA54100730	687	FA54102830	618	FA54200730
669	FA53606001	669	FA53615056-310	687	FA54100733	687	FA54102833	618	FA54200733
669	FA53606001-300	669	FA53615256	687	FA54100801	687	FA54103001	618	FA54200901
669	FA53606001-310	669	FA53615256-300	687	FA54100806	687	FA54103006	618	FA54200906
666	FA53610356	669	FA53615256-310	687	FA54100812	687	FA54103012	618	FA54200912
666	FA53610656	669	FA53615601	687	FA54100818	687	FA54103018	618	FA54200918
666	FA53610901	669	FA53615601-300	687	FA54100830	687	FA54103030	618	FA54200930
666	FA53611201	669	FA53615601-310	687	FA54100833	687	FA54103033	618	FA54200933
667	FA53611456	669	FA53615801	687	FA54100901	688	FA54103201	708	FA68
667	FA53611456-300	669	FA53615801-300	687	FA54100906	688	FA54103206	610	FA71
667	FA53611456-310	669	FA53615801-310	687	FA54100912	688	FA54103212	610	FA72
667	FA53611656	669	FA53616001	687	FA54100918	688	FA54103218	741	FA7806
667	FA53611656-300	669	FA53616001-300	687	FA54100930	688	FA54103230	741	FA7833
667	FA53611656-310	669	FA53616001-310	687	FA54100933	688	FA54103233	741	FA7906
667	FA53611856	678	FA54000101.A	687	FA54101001	688	FA54103401	741	FA7933
667	FA53611856-300	678	FA54000106.A	687	FA54101006	688	FA54103406	610	FA81
667	FA53611856-310	678	FA54000112.A	687	FA54101012	688	FA54103412	610	FA82
667	FA53612056	678	FA54000118.A	687	FA54101018	688	FA54103418	650	FA84280001.A
667	FA53612056-300	678	FA54000130.A	687	FA54101030	688	FA54103430	650	FA84280006.A
667	FA53612056-310	678	FA54000133.A	687	FA54101033	688	FA54103433	650	FA84280012.A
667	FA53612201	678	FA54000201	688	FA54101101	689	FA54110001	650	FA84280018.A
667	FA53612201-300	678	FA54000206	688	FA54101106	689	FA54110006	650	FA84280030.A
667	FA53612201-310	678	FA54000212	688	FA54101112	689	FA54110012	650	FA84280033.A
667	FA53612401	678	FA54000218	688	FA54101118	689	FA54110018	650	FA844281101.A
667	FA53612401-300	678	FA54000230	688	FA54101130	689	FA54110030	650	FA844281106.A
667	FA53612401-310	678	FA54000233	688	FA54101133	689	FA54110033	650	FA844281112.A
667	FA53612601	679	FA54000301	688	FA54101201	689	FA54110201	650	FA844281118.A
667	FA53612601-300	679	FA54000306	688	FA54101206	689	FA54110206	650	FA844281130.A
667	FA53612601-310	679	FA54000312	688	FA54101212	689	FA54110212	650	FA844281133.A
667	FA53612801	679	FA54000318	688	FA54101218	689	FA54110218	650	FA844281201.A
667	FA53612801-300	679	FA54000330	688	FA54101230	689	FA54110230	650	FA844281206.A
667	FA53612801-310	679	FA54000333	688	FA54101233	689	FA54110233	650	FA844281212.A
668	FA53613056	686	FA54100201	688	FA54101301	618	FA54200201	650	FA844281218.A
668	FA53613056-300.A	686	FA54100206	688	FA54101306	618	FA54200206	650	FA844281230.A

Page	Reference	Page	Reference	Page	Reference	Page	Reference	Page	Reference
650	FA844281233.A	608	FA941881206-310	606	FA948313106-310	738	FA962831312	743	FA972472301-300
650	FA844281301.A	608	FA941881233	606	FA948313133	738	FA962831318	743	FA972472301-310
650	FA844281306.A	608	FA941881233-300	606	FA948313133-300	738	FA962831330	743	FA972472306
650	FA844281312.A	608	FA941881233-310	606	FA948313133-310	738	FA962831333	743	FA972472306-300
650	FA844281318.A	608	FA941881306	606	FA94831333	738	FA962831401	743	FA972472306-310
650	FA844281330.A	608	FA941881306-300	606	FA94831333-300	738	FA962831406	743	FA972472312
650	FA844281333.A	608	FA941881306-310	606	FA94831333-310	738	FA962831412	743	FA972472312-300
650	FA844282101.A	608	FA9418813106	606	FA94851206	738	FA962831418	743	FA972472312-310
650	FA844282106.A	608	FA9418813106-300	606	FA94851206-300	738	FA962831430	743	FA972472318
650	FA844282112.A	608	FA9418813106-310	606	FA94851206-310	738	FA962831433	743	FA972472318-300
650	FA844282118.A	608	FA9418813133	606	FA94851233	738	FA962832301	743	FA972472318-310
650	FA844282130.A	608	FA9418813133-300	606	FA94851233-300	738	FA962832306	743	FA972472330
650	FA844282133.A	608	FA9418813133-310	606	FA94851233-310	738	FA962832312	743	FA972472330-300
650	FA844282201.A	608	FA941881333	606	FA94851306	738	FA962832318	743	FA972472330-310
650	FA844282206.A	608	FA941881333-300	606	FA94851306-300	738	FA962832330	743	FA972472333
650	FA844282212.A	608	FA941881333-310	606	FA94851306-310	738	FA962832333	743	FA972472333-300
650	FA844282218.A	609	FA941891306	606	FA948513106	738	FA962832401	743	FA972472333-310
650	FA844282230.A	609	FA941891333	606	FA948513106-300	738	FA962832406	743	FA972472401
650	FA844282233.A	742	FA942842401	606	FA948513106-310	738	FA962832412	743	FA972472401-300
650	FA844282301.A	742	FA942842406	606	FA948513133	738	FA962832418	743	FA972472401-310
650	FA844282306.A	742	FA942842412	606	FA948513133-300	738	FA962832430	743	FA972472406
650	FA844282312.A	742	FA942842418	606	FA948513133-310	738	FA962832433	743	FA972472406-300
650	FA844282318.A	742	FA942842430	606	FA94851333	740	FA9633	743	FA972472406-310
650	FA844282330.A	742	FA942842433	606	FA94851333-300	743	FA972471301	743	FA972472412
650	FA844282333.A	742	FA942851401	606	FA94851333-310	743	FA972471301-300	743	FA972472412-300
736	FA8801	742	FA942851406	608	FA94861206	743	FA972471301-310	743	FA972472412-310
736	FA8806	742	FA942851412	608	FA94861206-300	743	FA972471306	743	FA972472418
736	FA8812	742	FA942851418	608	FA94861206-310	743	FA972471306-300	743	FA972472418-300
736	FA8818	742	FA942851430	608	FA94861233	743	FA972471306-310	743	FA972472418-310
736	FA8830	742	FA942851433	608	FA94861233-300	743	FA972471312	743	FA972472430
736	FA8833	740	FA9433	608	FA94861233-310	743	FA972471312-300	743	FA972472430-300
741	FA8906	608	FA94801206	608	FA94861306	743	FA972471312-310	743	FA972472430-310
741	FA8933	608	FA94801206-300	608	FA94861306-300	743	FA972471318	743	FA972472433
741	FA9006	608	FA94801206-310	608	FA94861306-310	743	FA972471318-300	743	FA972472433-300
741	FA9033	608	FA94801233	608	FA948613106	743	FA972471318-310	743	FA972472433-310
740	FA9306	608	FA94801233-300	608	FA948613106-300	743	FA972471330	743	FA972481301
740	FA9333	608	FA94801233-310	608	FA948613106-310	743	FA972471330-300	743	FA972481301-300
740	FA9406	608	FA94801306	608	FA948613133	743	FA972471330-310	743	FA972481301-310
606	FA941861206	608	FA94801306-300	608	FA948613133-300	743	FA972471333	743	FA972481306
606	FA941861206-300	608	FA94801306-310	608	FA948613133-310	743	FA972471333-300	743	FA972481306-300
606	FA941861206-310	608	FA948013106	608	FA94861333	743	FA972471333-310	743	FA972481306-310
606	FA941861233	608	FA948013106-300	608	FA94861333-300	743	FA972471401	743	FA972481312
606	FA941861233-300	608	FA948013106-310	608	FA94861333-310	743	FA972471401-300	743	FA972481312-300
606	FA941861233-310	608	FA948013133	740	FA9506	743	FA972471401-310	743	FA972481312-310
606	FA941861306	608	FA948013133-300	740	FA9533	743	FA972471406	743	FA972481318
606	FA941861306-300	608	FA948013133-310	740	FA9606	743	FA972471406-300	743	FA972481318-300
606	FA941861306-310	608	FA94801333	738	FA962821301	743	FA972471406-310	743	FA972481318-310
606	FA9418613106	608	FA94801333-300	738	FA962821306	743	FA972471412	743	FA972481330
606	FA9418613106-300	608	FA94801333-310	738	FA962821312	743	FA972471412-300	743	FA972481330-300
606	FA9418613106-310	606	FA94831206	738	FA962821318	743	FA972471412-310	743	FA972481330-310
606	FA9418613133	606	FA94831206-300	738	FA962821330	743	FA972471418	743	FA972481333
606	FA9418613133-300	606	FA94831206-310	738	FA962821333	743	FA972471418-300	743	FA972481333-300
606	FA9418613133-310	606	FA94831233	738	FA962821401	743	FA972471418-310	743	FA972481333-310
606	FA941861333	606	FA94831233-300	738	FA962821406	743	FA972471430	743	FA972481401
606	FA941861333-300	606	FA94831233-310	738	FA962821412	743	FA972471430-300	743	FA972481401-300
606	FA941861333-310	606	FA94831306	738	FA962821418	743	FA972471430-310	743	FA972481401-310
607	FA941871306	606	FA94831306-300	738	FA962821430	743	FA972471433	743	FA972481406
607	FA941871333	606	FA94831306-310	738	FA962821433	743	FA972471433-300	743	FA972481406-300
608	FA941881206	606	FA948313106	738	FA962831301	743	FA972471433-310	743	FA972481406-310
608	FA941881206-300	606	FA948313106-300	738	FA962831306	743	FA972472301	743	FA972481412

Page	Reference	Page	Reference	Page	Reference	Page	Reference	Page	Reference
743	FA972481412-300	742	FA972841301	742	FA972841433	742	FA972851330	289	RF25754
743	FA972481412-310	742	FA972841306	742	FA972842301	742	FA972851333	289	RF25755
743	FA972481418	742	FA972841312	742	FA972842306	527	FA98	386	RF25756
743	FA972481418-300	742	FA972841318	742	FA972842312	527	FA99	289	RF25757
743	FA972481418-310	742	FA972841330	742	FA972842318	559	RF25746	387	RF26387.A
743	FA972481430	742	FA972841333	742	FA972842330	289	RF25747	184	RF32290
743	FA972481430-300	742	FA972841401	742	FA972842333	289	RF25748	184	RF32291
743	FA972481430-310	742	FA972841406	742	FA972851301	289	RF25749		
743	FA972481433	742	FA972841412	742	FA972851306	387	RF25750		
743	FA972481433-300	742	FA972841418	742	FA972851312	386	RF25752		
743	FA972481433-310	742	FA972841430	742	FA972851318	559	RF25753		

FLOS

Outdoor

Spine

16

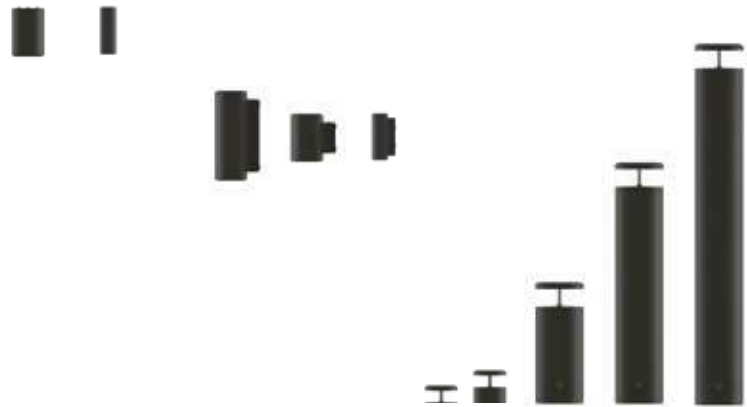
- Spine
- Spine F
- Spine L
- Spine T



Pointbreak

136

- Pointbreak Bollard
- Pointbreak Balisage
- Pointbreak Wall
- Pointbreak Ceiling



In Vitro

166

- In Vitro Bollard
- In Vitro Wall
- In Vitro Ceiling
- In Vitro Suspended
- In Vitro Unplugged





Mile

- Mile Wall
- Mile Bollard
- Mile Path
- Mile Ceiling
- Mile Recessed



Captain Flint

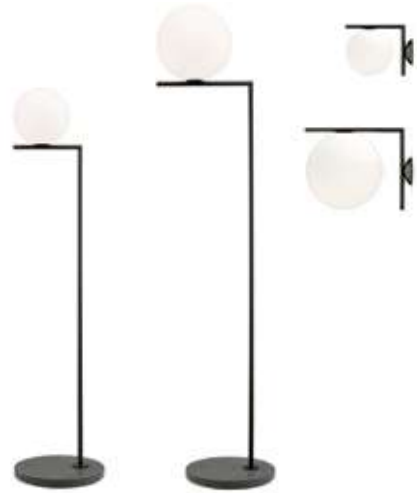
- Captain Flint Wall
- Captain Flint Floor
- Captain Flint Bollard



IC Light

230


IC Wall
IC Floor



Caule

238

Caule Floor / Floor Nest
Caule Bollard / Bollard Nest



Flauta

254

Flauta Riga
Flauta Spiga



Lighting In The Rain

265

Romeo C3
 KTribe F3
 Superarchimoon



Landlord

272

Landlord Spot
 Landlord Soft
 Landlord Ground



Bellhop

290

Bellhop Wall
 Bellhop Bollard
 Bellhop Pole



Casting

302

- Casting Concrete
- Casting C
- Casting T



Walkstick / Wallstick

314

- Walkstick Pipe
- Walkstick
- Wallstick



Belvedere

328

- Belvedere Clove
- Belvedere Spot
- Belvedere Wall



Klein Pro

340



Zefiro

350




I - Ron

360



Talia

368



Real Matter

378



My Way

388



Camouflage

396



Climber

406



Heavy Metal

418

Heavy Metal Spot
Heavy Metal Wall



Marco

440



Fenestra

450



A-Round

458



A-Rise

468



Gobi

492



C-Me 514

- C-Me Round
- C-Me Square
- C-Me Rectangle
- C-Me Line



Outgraze 538



Tau 588



Cielo 600



Eclipse 612

- Eclipse
- Eclipse Mini



Hyperion


622

Hyperion
Hyperion Mini



Platter


632



Emma

644

Emma Wall
Emma Ceiling



Leila

660



Kirk

672



Spock

680



Aimer

692

Aimer
Aimer Aqua



Franco

726

Franco
Franco Pole



Perseo

748

Perseo
Perseo Pole



Dooku

772



Contact Italy

Flos Spa
Via Angelo Faini, 2
25073 Bovezzo (Brescia)
Tel +39 0302438.1
Fax +39 0302438.250
info@flos.com

ARES s.r.l. - Socio Unico
Viale dell'Artigianato, 24
20881 Bernareggio
Monza Brianza, Italy
Tel +39 039 6900892
Fax +39 039 6901855
flos.outdoor@flos.com

Contact Spain

Antares Iluminación S.A.U.
Calle Mallorca, 1
Poligono Industrial Reva 46394
Ribarroja (Valencia)
Tel +34 96 166 95 20
Fax +34 96 166 82 86
flos.architectural@flos.com

Distribution Spain

Antares Iluminación s.A.U.
Calle Mallorca, 1
Poligono Industrial Reva
46394 Ribarroja (Valencia)
Tel +34 96 166 95 20
Fax +34 96 166 82 86
flos.architectural@flos.com

Distribution Belgium And Luxembourg

Flos Belux
M +32 474 739 080
flosbelux@flos.com

Distribution Norway

Drammensveien 120
0277 Oslo - Norway
Tel +47 (0) 2212 86 00
Fax +47 (0) 2212 86 08
info.norge@flos.com

Distribution Sweden

FLOS Sweden
Lützengatan 1
11520 Stockholm - Sweden
Tel +4686604405
info.se@flos.com

Distribution Denmark

FLOS Scandinavia A/S
Kuglegaardsvej 13-17
1434 Copenhagen K - Denmark
Tel +4533886000
info.dk@flos.com

Distribution Amsterdam

Cruquiusweg 109S
1019 AG Amsterdam
The Netherlands
Tel +31 (0) 20 560 50 60
flosnetherlands@flos.com

Distribution France

Flos France
20-22, Passage Dauphine
75006 Paris
Tel +33 (0) 1 40 64 17 44
flos.france@flos.com

Distribution Germany

Flos GmbH
Obermünsterstraße 18
93047 Regensburg,
Germany
Tel +49 941 630837 00
Fax +49 941 630837 60
info@flos-gmbh.de

Distribution United Kingdom

Atrium Ltd.
28 Leonard Street
EC2A 4BY London
Tel +44 (0) 20 7681 9933
Fax +44 (0) 20 7681 9943
flos@atrium.ltd.uk

International Projects
Boccia Giandonato
tel +44(0)20 7681 9933
giandonato.boccia@flos.com

Distribution Japan

Flos Co., Ltd.
PMC Building 9F
1-23-5 Higashiazabu
Minato-Ku Tokyo 104-0044
Tel +81 (0) 3 3582 1468
Fax +81 (0) 3 3582 097
flosjapan@flosjapan.com

Distribution Asia Pacific

50 Raffles Place, #30-00
Singapore Land Tower
Singapore 048623
Tel +65 90056328
Tel +65 91267780
flosasia@flos.com

Distribution China

Flos Illumination
(Shanghai) Co. Ltd.
Unit 101, Floor 1, Building B9
No. 800 of Chang De road
Jing An District, Shanghai,
200040, China
Tel +86 021 62176187

(South China)
Tel +86 1392 9975 703
alan.wong@flos.com

Distribution Latin America

Flos LatAm
M +52 55 6960 1772
flos.latinamerica@flos.com

Distribution India

Flos Representative Office
1, Commonwealth Lane
#08-12, 149544 Singapore
Tel +91 9999306667
Fax +65 (0) 6372 7607
flosindia@flos.com

Distribution U.S.A.

Flos USA Inc.
40-20 22nd Street - 3rd Floor
Long Island City, NY 11101
Tel +1 (800) 8414011
info@flosusa.com

Distribution Middle East

Flos Middle East
Dubai Design District
Building 1B, Office 303
P.O.Box number 333025
Dubai, United Arab Emirates
Tel: +971 4 566 0123
Mob: +971 543567356

Distribution Hong Kong

M +852 9307 3713
flosasia@flos.com

Showroom Stockholm

FLOS Sweden
Lützensgatan 1
11520 Stockholm
Sweden
Tel +4686604405
info.se@flos.com

Showroom Copenhagen

FLOS Scandinavia A/S
Kuglegaardsvej 13-17
1434 Copenhagen K
Denmark
Tel +4533886000
info.dk@flos.com

Showroom Amsterdam

Cruquiusweg 109Q
1019 AG Amsterdam
The Netherlands
Tel +31 (0) 20 560 50 60
showroom.amsterdam@flos.com

Showroom Oslo

Drammensveien 120
0277 Oslo - Norway
Tel +47 (0) 2212 86 00
Fax +47 (0) 2212 86 08
info.norge@flos.com

Showroom Milano

Corso Monforte, 15
20122 Milano
Tel +39 02 79 84 57
Fax +39 02 89 78 56 41
showroom.milan@flos.com

Showroom Paris

20-22, Passage Dauphine
75006 Paris
Tel +33 (0) 1 40 64 17 44
flos.france@flos.com

Showroom Tokyo

PMC Building 9F
1-23-5 Higashiazabu
Minato-Ku
Tokyo 104-0044
Tel +81 (0) 3 35 82 14 68
Fax +81 (0) 3 3582 0974
showroom.tokyo@flos.com

Flagship Store Milano

Corso Monforte, 9
20122- Milano
Tel +39 02 37011080
Fax +39 02 780833
shop.milan@flos.com

Flagship Store Roma

Via del Babuino, 85
00187 - Roma
Tel +39 06 3207631
Fax +39 06 3207690
flosroma@flos.com

Flagship Store New York

135 Madison Ave
New York, NY 10016
Tel +1 212 941 4760
Fax +1 212 941 4763
info@flosusa.com

Flagship Store Paris

15, Rue de Bourgogne
75007- Paris
Tel +33 (0) 1 53 85 49 93
Fax +33 (0) 1 53 85 49 99
flosparis@flos.com

Flagship Store LYON

17 Rue Jarente
69002 - Lyon
Tel +33 478621301
Fax +33 478622119
floslyon@flos.com

Flagship Store Stockholm

FLOS Sverige
Lützensgatan 1
11520 Stockholm
Sweden
Tel +46086604405
info.se@flos.com

Art Direction and Graphic Design

Apartamento Studios

Art Photography

Nicholas Alan Cope

In-Place Photography

Tommaso Sartori

Still Life Photography

Piero Fasanotto

Layout

Flos Architectural Team

Printed

Graficart srl - Treviso (IT)

Edition

April 2023

Copyright © Flos 2023

All Rights Reserved

Acknowledgements

Arch. Ricardo Bofill

Mrs. Natalia Chiner

Mrs. Celia Lescouet

Apulia Exclusive Houses

Il nostro mondo si evolve continuamente. I progressi tecnici sono all'ordine del giorno nel nostro settore.

Lo scopo di Flos è offrire sempre la tecnologia più affidabile a disposizione, rivedendo continuamente i prodotti e aggiornandoli non appena le evoluzioni tecnologiche offrono vantaggi per i nostri partner e clienti.

Questa filosofia fa sì che il nostro catalogo e le schede tecniche dei nostri prodotti siano anch'essi in continua evoluzione, con la conseguente necessità di aggiornamenti e revisioni continue.

Per tanto, quando avete bisogno di dettagli tecnici e delle informazioni più recenti, sfogliate la sezione prodotti del nostro sito Web ufficiale Flos.com: è aggiornato quotidianamente e offre gli ultimi dettagli dei prodotti, dei codici degli articoli disponibili e tutta la documentazione per il download immediato.

www.flos.com

As our world is in constant evolution, technical upgrades happens every day in our business.

Flos aim is to offer always the best reliable technology available, constantly reviewing our products and upgrading them as soon as technologic evolutions offers benefits for our partners and clients.

This philosophy means that our technical catalogue and product data sheets also are in constant evolution, requiring upgrades and constants reviewing.

Thus, when you need technical details and the most recent product information, please browse the product section of our Flos.com official website: it is updated daily, and there you'll find the latest product details, all available part numbers, all product documents available for immediate download.

www.flos.com



